HISTORIC DISTRICT COMMISSION
ADDITIONAL INFORMATION REQUEST

City of Detroit - Planning & Development Department
2 Woodward Avenue, Suite 808
Detroit, Michigan 48226

Date: 06/24/26

Application Number: HDC2025-00698

APPLICANT & PROPERTY INFORMATION

NAME: Jose Padilla		**COMPANY NAME:** Beauty for Ashes Excellence, LLC dba BFAE Constru	
ADDRESS: 4252 Cortland St	**CITY:** Detroit	**STATE:** MI	**ZIP:** 48204
PROJECT ADDRESS: 4252 Cortland St			
HISTORIC DISTRICT: Russell Woods-Sullivan			

REQUESTED INFORMATION

We have received your application, but it is not yet complete for review. Please provide additional details based on the comments and questions listed below. Should you need to attach additional files per this request, use the paperclip icons at the end of this form. You may attach up to (5) files per icon up to 25MB:

REAR PORCH

The rear porch elevation drawings must be drawn correctly, depicting the finished structure as it will appear, and listing all material and finish specifications, and dimensions of all components (i.e., the drawings must be complete and could allow someone to use them to build the structures).

Staff offers the following comments to illustrate some of the issues related to the submitted documents:

- Scope of work states existing aluminum posts will remain and be refurbished, however the drawings and AI simulation show solid posts (not clear on material).
- The current elevations partially show a gable roof over the upper porch, not the polycarbonate roofing panel system. Also, the identified “east, west, and north” elevations don’t match existing locations on the house.
- The aluminum material for the porch skirting isn’t shown.
- The AI-generated image shows a different rear wall/elevation for the building that is not supported by existing conditions and the written scope of work. Future elevations and/or renderings must be correctly drawn and detailed, and in alignment with the scope of work, otherwise I recommend they be removed from the application. Any confusing/conflicting documents may cause the Commission to not render a decision upon review of the application.

Please refer to the attached example of a detailed elevation drawing.

FENCE

A site plan (hand drawn is fine) is needed that shows the installation location(s) for the proposed fencing.

n/a

PSR: Audra 260624AD

APPLICANT RESPONSE

Response Date: 09/01/2026

REAR PORCH

The rear upper porch had to be demolished due to the severity of it's dilapidation and to ensure our families safety. Upon further review all the aluminum support posts were damaged and rusted out at the point of connection and had to be thrown out. The lower posts will be replaced with 6"x6" wood beams, and the upper will be replaced with 4"x 4" wood beams. All four will be wrapped in aluminum column wrap painted onyx.

FENCE

Please see attached drawing.

SAMPLE DRAWING – FOR REFERENCE ONLY

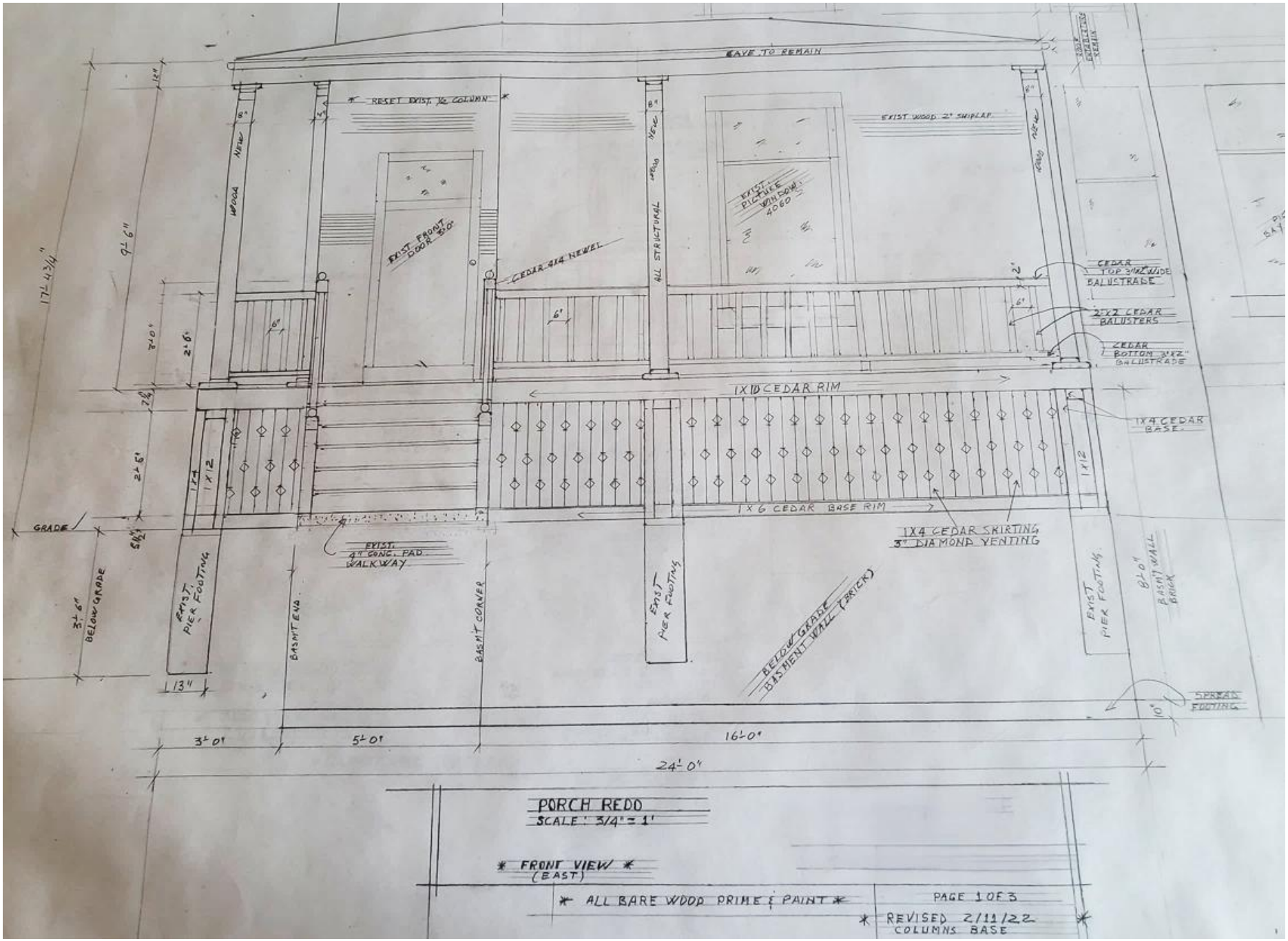

CUT SHEETS FOR RAILINGS & COLUMNS WERE SUBMITTED TO CONFIRM COMPONENT DETAILS AND FINISHES

SAMPLE DRAWING – FOR REFERENCE ONLY

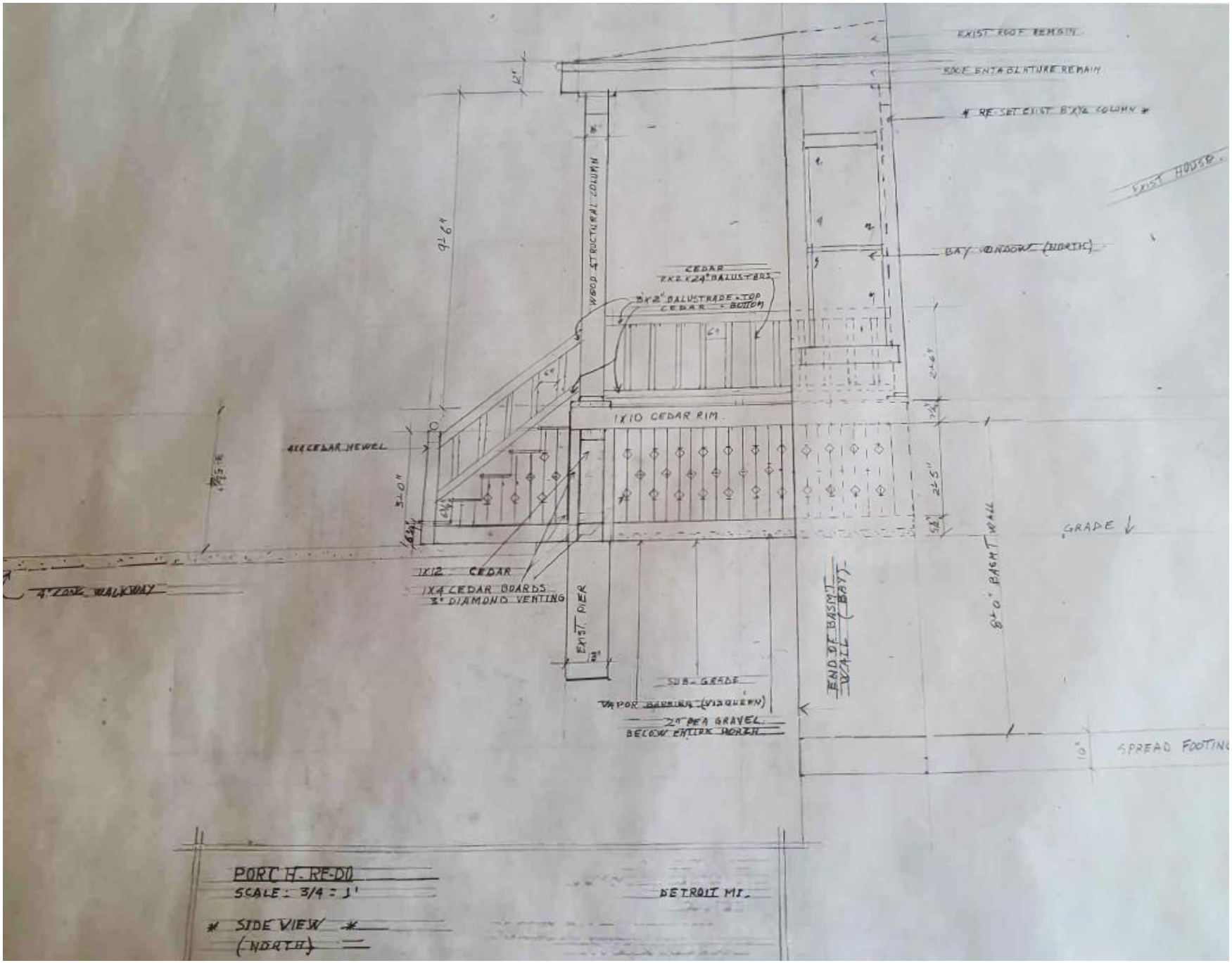

CUT SHEETS FOR RAILINGS & COLUMNS WERE SUBMITTED TO CONFIRM COMPONENT DETAILS AND FINISHES

Specifications

Dimensions: H 96 in, W 5.5 in, D 5.5 in



Columns & Accessories Product Type

Column

See Similar Items

Height (in.)

96 in

See Similar Items

Material

Aluminum

See Similar Items

Width (in.)

5.5 in

See Similar Items

Features

Prefinished

See Similar Items

Dimensions

Product Depth (in.)	5.5 in
Product Height (in.)	96 in
Product Width (in.)	5.5 in

Details

Color Family	White
Color/Finish	Textured White
Columns & Accessories Product Type	Column
Features	Prefinished
Material	Aluminum
Product Weight (lb.)	65 lb
Returnable	90-Day

Butting agaist
neighbors existing gate

Fencing will be around porperty line of
both parcels we own

New gate



Butting agaist
neighbors existing gate

New Fencing

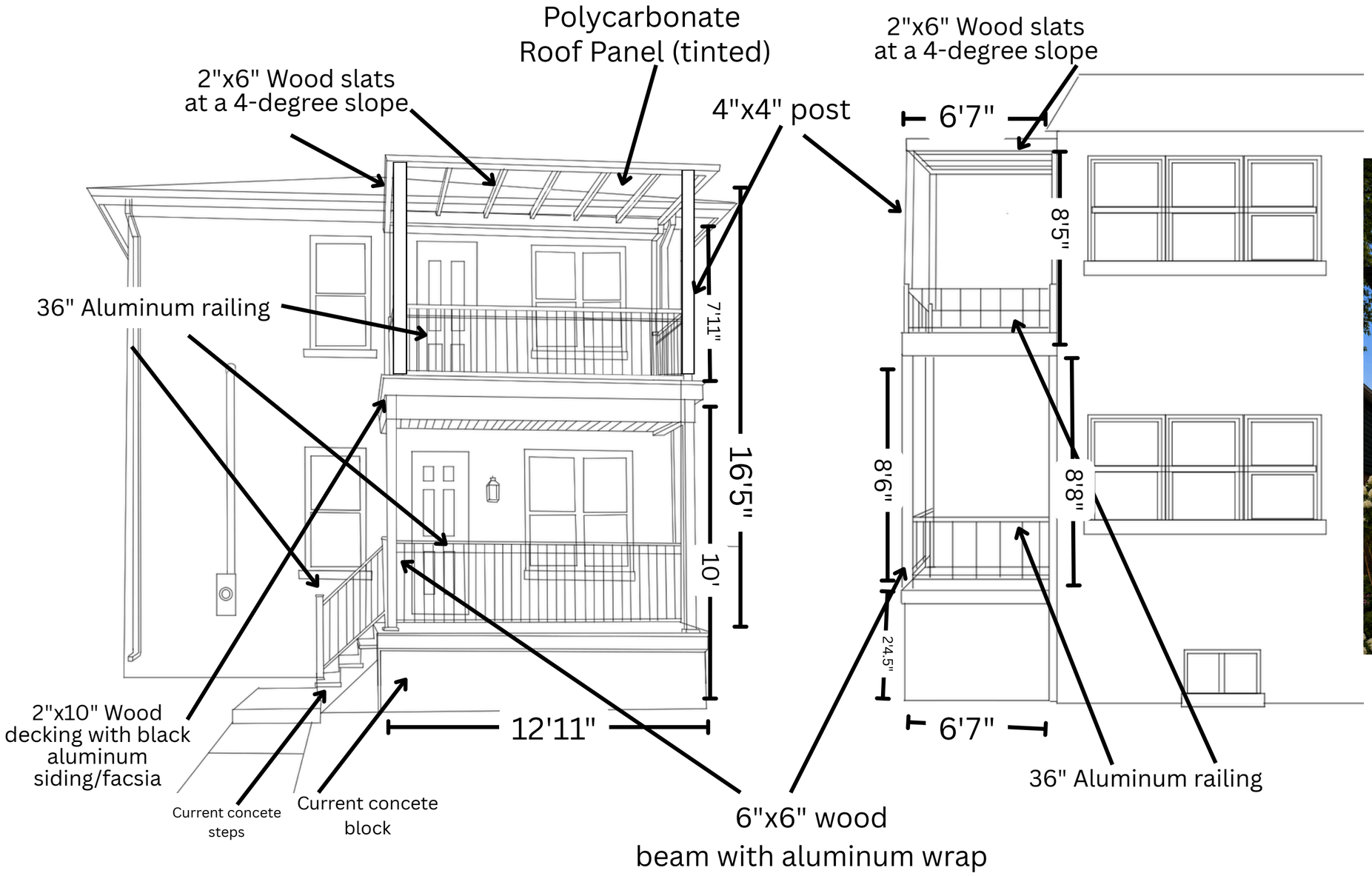
Polycarbonate
Roof Panel (tinted)
2"x6" Wood slats
at a 4-degree slope
4"x4" post
36" Aluminum railing
7'11"
16'5"
10'
12'11"
2"x10" Wood
decking with black
aluminum
siding/facsia
Current concete
steps
Current concete
block
6"x6" wood
beam with aluminum wrap
2"x6" Wood slats
at a 4-degree slope
6'7"
8'5"
8'6"
8'8"
2'4.5"
6'7"
36" Aluminum railing



Final Look