HISTORIC DISTRICT COMMISSION
ADDITIONAL INFORMATION REQUEST

City of Detroit - Planning & Development Department
2 Woodward Avenue, Suite 808
Detroit, Michigan 48226

Date: 11/21/25

Application Number: HDC2025-00698

APPLICANT & PROPERTY INFORMATION

NAME: Jose Padilla		**COMPANY NAME:** Beauty for Ashes Excellence, LLC dba BFAE Constru	
ADDRESS: 4252 Cortland St	**CITY:** Detroit	**STATE:** MI	**ZIP:** 48204
PROJECT ADDRESS: 4252 Cortland St			
HISTORIC DISTRICT: Russell Woods-Sullivan			

REQUESTED INFORMATION

We have received your application, but it is not yet complete for review. Please provide additional details based on the comments and questions listed below. Should you need to attach additional files per this request, use the paperclip icons at the end of this form. You may attach up to (5) files per icon up to 25MB:

Most of the work within this application will require review by the Historic District Commission, and more information is needed before this application can be assigned to an upcoming meeting.

Replacement of the front and side door can be staff approved.

To move forward with the replacement of the two doors, either remove the remaining work from this application – OR – submit a new application just for the replacement of the two doors (include photos of existing doors and cut-sheet for new doors); the remaining work items would then stay with this application.

The additional information needed for the Commission's review is listed on the attached document. The Commission's next meeting will be in February 11, 2026; the application deadline is Tuesday, January 20.

If you have any questions on your next steps for staff or Commission review, please email hdc@detroitmi.gov and include your application number (HDC2025-00698). Thank you.



PSR: Audra 251121AD

APPLICANT RESPONSE

Response Date: 01/05/2026

We have decided not to demolish the porches but rather repair them. The front porch will have new bricks and tuckpointing where needed. After the repair, the brick of the two lower pillars, the lower porch wall, and the outer upper porch walls will be covered with veneered stacked stone, as shown in the application. The two upper, smaller pillars will be painted the same color as the house.

We will replace the upper back porch with new decking and aluminum railing. All in black
Specs for both porch aluminum railings are included in the application.

We want to remove the doors from this application and file a new application for those.

Paint Colors: The paint color Colonial White by PPG has been discontinued. The new color we have chosen is Southern Breeze by PPG. Both Swatches are attached.

Windows 1-4 will be replaced with Jeld-Wen Premium Vinyl Casement Windows. Style: Colonial Grid Lines
Windows 5-15,18-30 will be Jeld-Wen Vinyl Single Hung Tilt - No grid lines
Windows 16,19,31-32,53-54 will be Jeld-Wen Vinyl Fixed Windows - No grid Lines
Window 17 (future shower area) and all basement windows will be glass block.
(See attached specifications)
All window trims will be in black.

Additional Information Required – 4252 Cortland

Demolish and rebuild the dilapidated upper brick porch and pillars. Use stacked stone for the new porch and pillar facade. Replace the lower concrete porch pad and stairs with new concrete

Demolish and rebuild the upper back porch with wood, and paint it black

Front Porch: Photos of the porches that clearly show each side as well as additional close-up photos of the porch and porch floor, along with a written description, of why you propose to demolish the entire two-story structure (rather than repair it) and build a new porch.

Both porches:

- *Dimensioned drawings of proposed project including:*
  - *Site plan showing all changes (i.e., footprint of house, porches and landscape features, including location of construction fencing if applicable)*
  - *Porch plan(s)*
  - *Elevation Drawing(s)*
  - *Section Drawing(s) and other detailed drawings as needed*

Paint the exterior brick a cream color (Colonial white by PPG or a variation). Paint the existing cedar shake siding black. (Onyx by PPG or a variation.)

Need: Color swatches (from paint company website are ok) to confirm the selected colors.

Demolish the chimney stack located on the East side of the home that is crumbling and inoperable.

Exterior photos of chimney (from the ground, as well as close-ups) proposed for demolition.

Replace the old roofing system with new decking and Algae Resistant Laminated High Definition Shingles in black (Charcoal). Install new gutters, downspouts, and trim in black

Need: Cut sheets on gutters/downspouts. Draw on photos (each side of house) location of new downspouts.

Replace old windows with both composite and vinyl windows with black trim and mullions.

Need: Exterior photos of each side of the house clearly showing existing window openings. Multiple photos of the two sides will be needed to clearly capture each window. Interior photos are also needed of each window/window opening to show existing conditions, material/finish and operations – especially for those window openings that are covered by boards on the outside (the interior photo on page 10 is a good example). Exterior photos should include a consecutive numbering of all windows proposed for replacement. If you have selected a replacement window, please include the cut sheets as well as window order (which should also list the consecutive numbers from the photos so staff can easily match up the window order to existing windows on the house).



Back

Onyx

PPG1011-7

Onyx is a dark, cool, serious black with a stone undertone. It is a perfect paint color for a main wall or as an accent for your project. Pair it with any color and substrate.

R: 70 **G:** 69 **B:** 68 **LRV:** 6

ORDER FREE SWATCH

BUY ONLINE

FIND IN STORE

SHADES

Back

Southern Breeze

PPG1097-2

Southern Breeze is a light, neutral, caramel white with a bronze undertone. It is a perfect paint color for any interior space. Pair it with deeper tones of sage from nature.

R: 228 **G:** 223 **B:** 209 **LRV:** 73

ORDER FREE SWATCH

BUY ONLINE

FIND IN STORE

SHADES


19′ 1″
6′ 10″
8′ 4″
4252


3' 7"


16' 3"


6' 7"


6' 10"

JELD-WEN

BUILDERS™ VINYL SINGLE-HUNG TILT

Architectural Design Manual

February 2025



TABLE OF CONTENTS

PRODUCT INFORMATION

CLEAR OPENING LAYOUT ---- 3
GRID PATTERNS & GRID OPTIONS ---- 4
TRIM, MULLION & SILL OPTIONS ---- 5

SECTION DETAILS

PG20 OPERATOR SECTIONS ---- 6
PG50 OPERATOR SECTIONS ---- 7
PG20 POCKET OPERATOR SECTIONS ---- 8
PG20 POCKET OPERATOR SECTIONS ---- 9
BAY & BOW VERTICAL SECTION ---- 10
BAY HORIZONTAL SECTIONS ---- 11
BOW HORIZONTAL SECTIONS ---- 12

SIZING DETAILS

MIN-MAX STANDARD SIZING ---- 13
FORMULAS & COTTAGE / REVERSE COTTAGE CHARTS ---- 14
EGRESS CHARTS ---- 15
RECTANGLE UNITS ---- 16
EXTENDED HALF ROUND UNITS ---- 31
EXTENDED QUARTER ROUND UNITS ---- 39

GRID PATTERNS & GRID OPTIONS

Grid Patterns

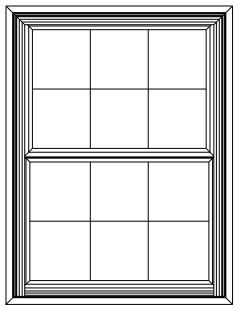

Colonial

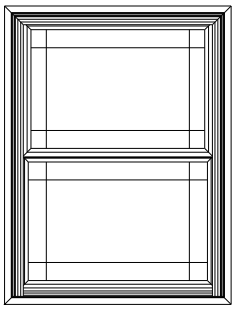

Prairie Glass

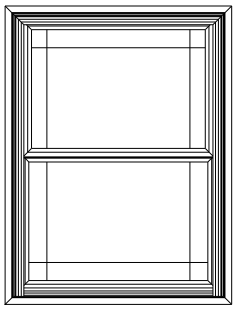

Prairie Frame

Exterior ◄—— Grid Options ——► Interior

SDL Options

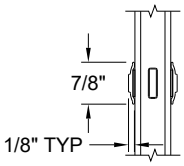

7/8" Contour Slim

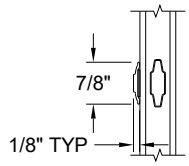

7/8" Contour Slim (exterior only)
With 1" Contour GBG

GBG Options

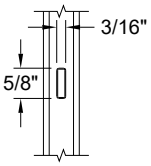

5/8" Flat

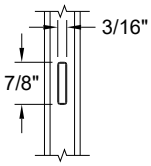

7/8" Flat

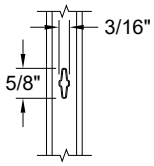

5/8" Contour

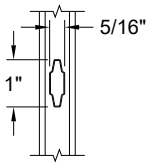

1" Contour

Grid patterns and options may vary by region. Contact JELD-WEN Customer Service for more information.

TRIM, MULLION & SILL OPTIONS

Trim Options

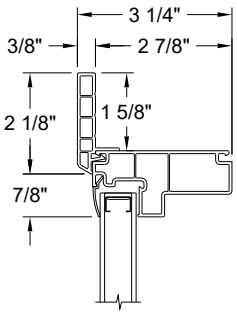

1 5/8" Flush Fin

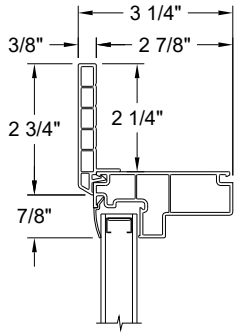

2 1/4" Flush Fin

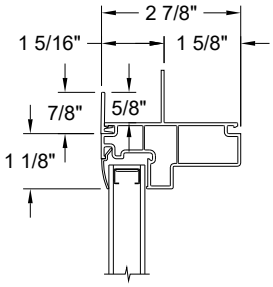

Florida Flange*

Mullion Options

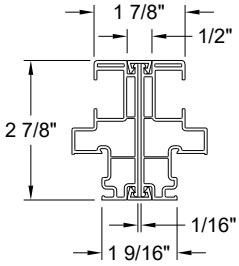

Operator | Operator
Narrow Mull

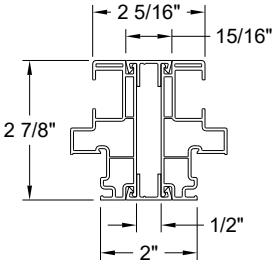

Operator | Operator
1/2" Mull

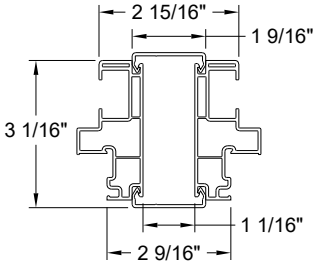

Operator | Operator
1" Mull

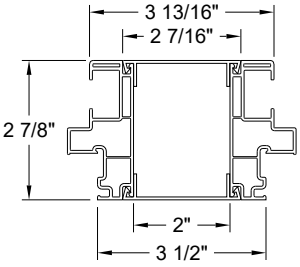

Operator | Operator
2" Mull

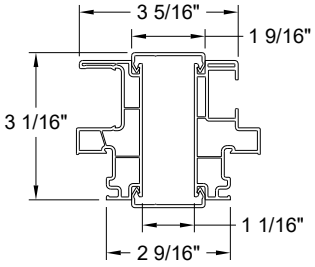

Horizontal Sliding | Operator
1" Mull

Sill Nose Option

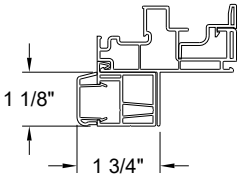

CLEAR OPENING FORMULAS

Even Divide

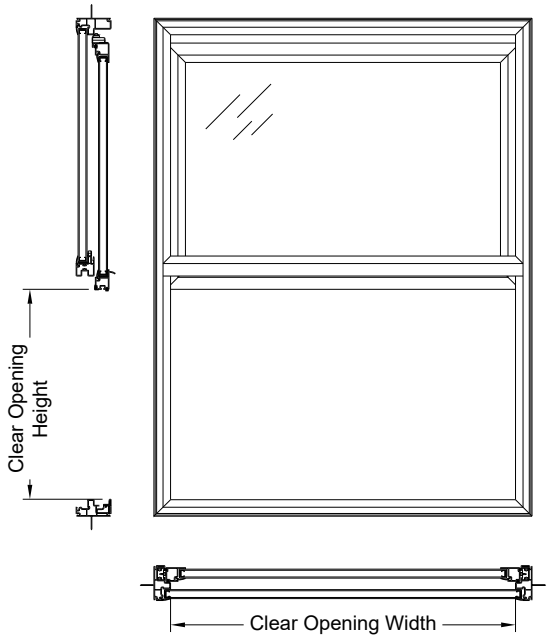

PG20:
Clear Opening Width = Frame Width - 2 3/4"
Clear Opening Height = (Frame Height/2) - 3 11/32"

PG35 / PG50:
Clear Opening Width = Frame Width - 2 3/4"
Clear Opening Height = (Frame Height/2) - 3 7/8"

Cottage

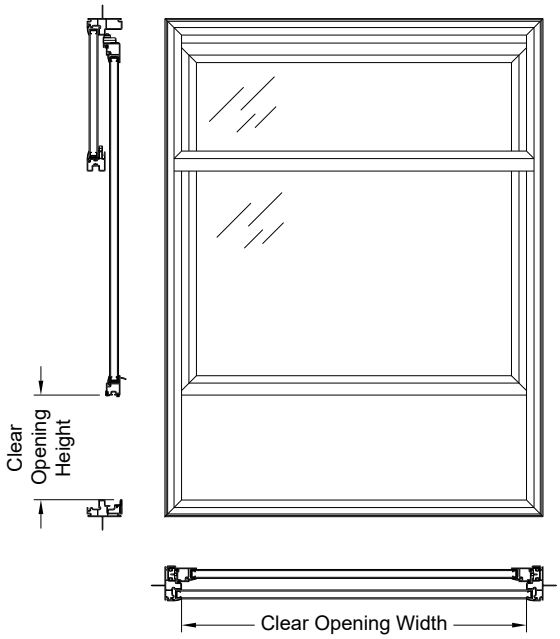

Reverse Cottage

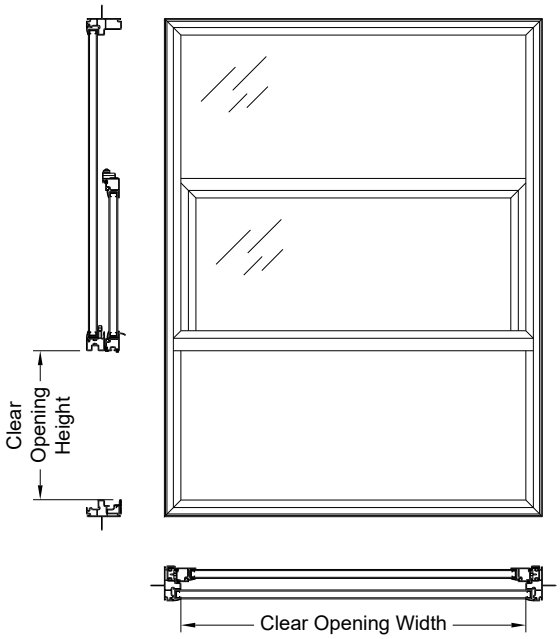

Note: Contact JELD-WEN customer service for Cottage and Reverse Cottage clear openings.

PG20 OPERATOR SECTIONS

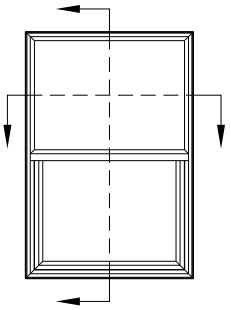

Not To Scale - Reference Only

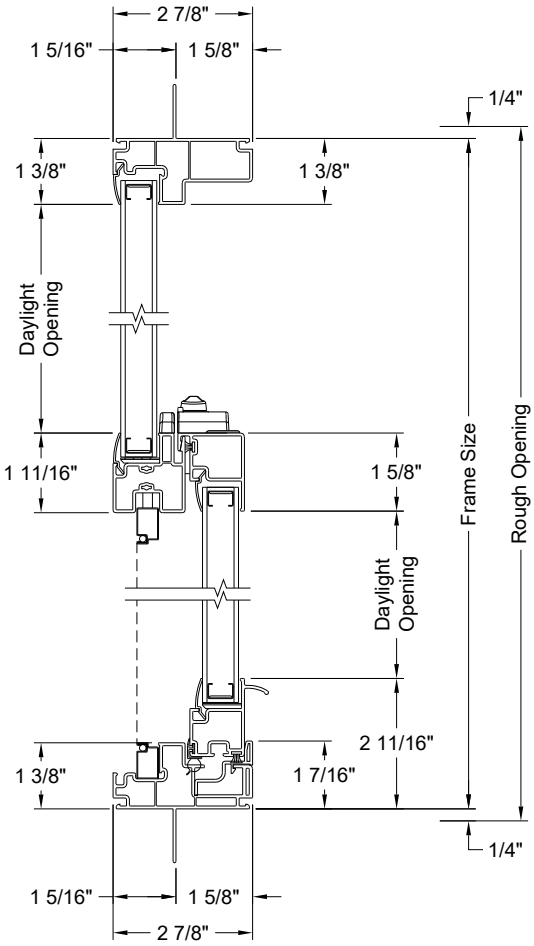

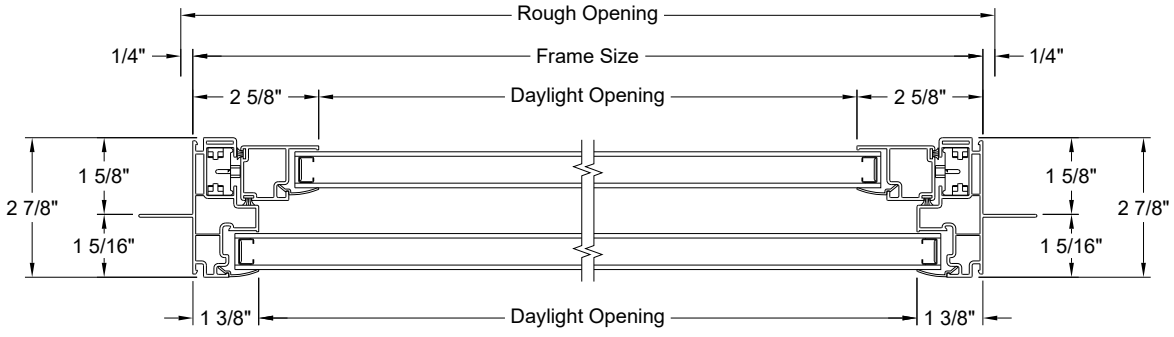

PG50 OPERATOR SECTIONS

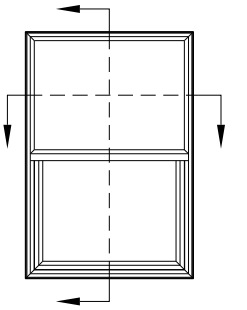

Not To Scale - Reference Only

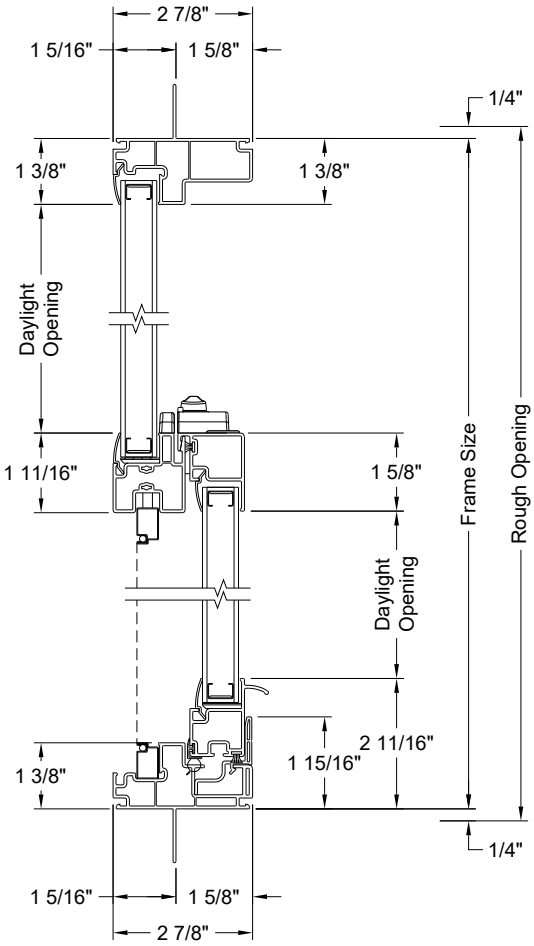

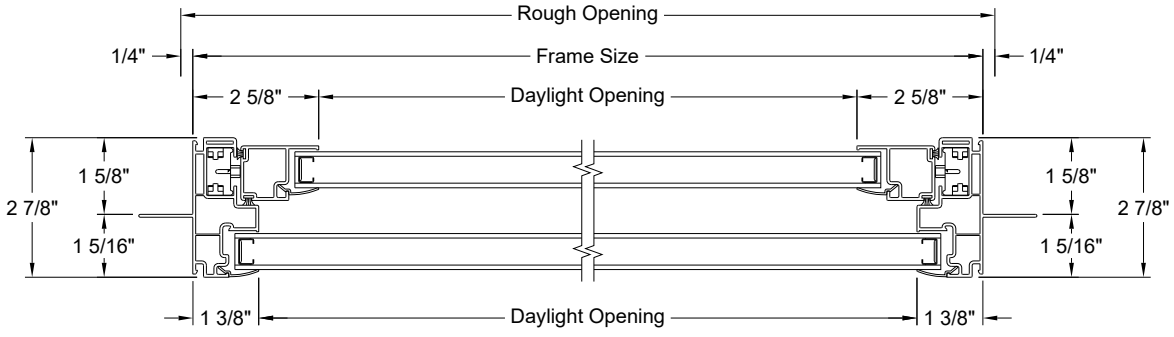

PG20 POCKET OPERATOR SECTIONS

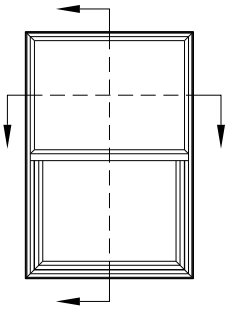

Not To Scale - Reference Only

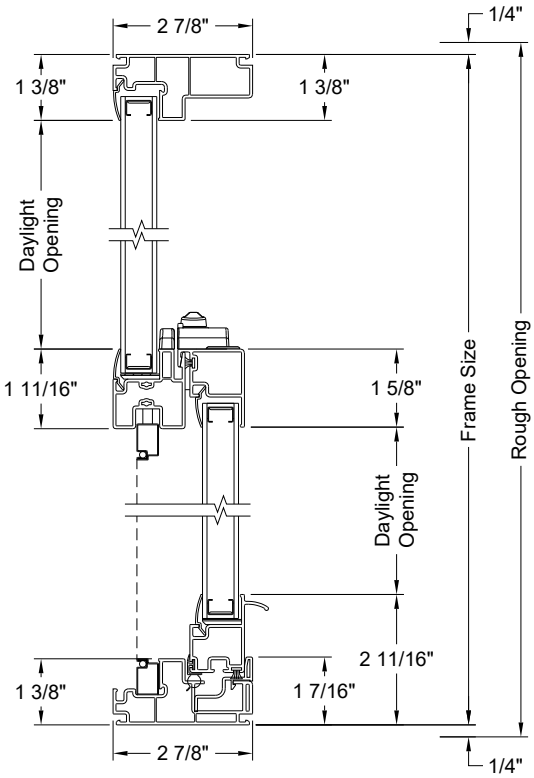

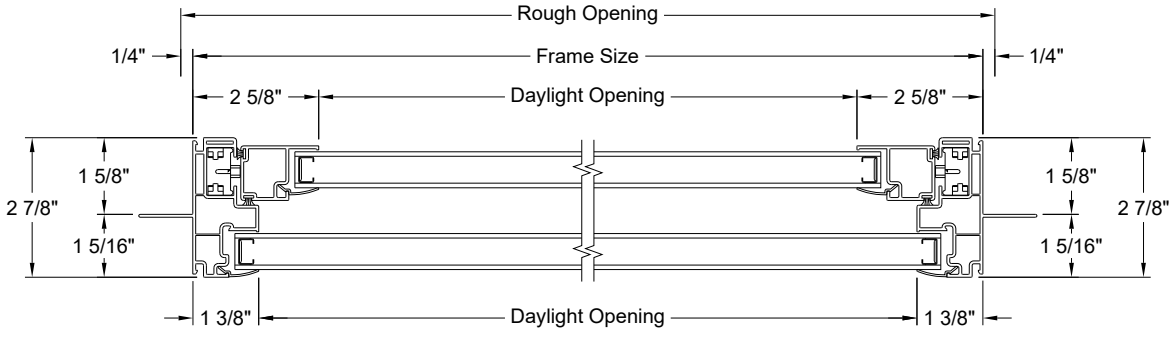

PG50 POCKET OPERATOR SECTIONS

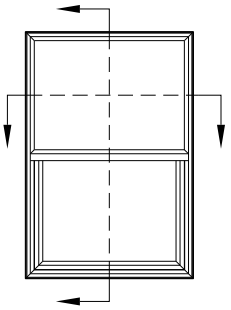

Not To Scale - Reference Only

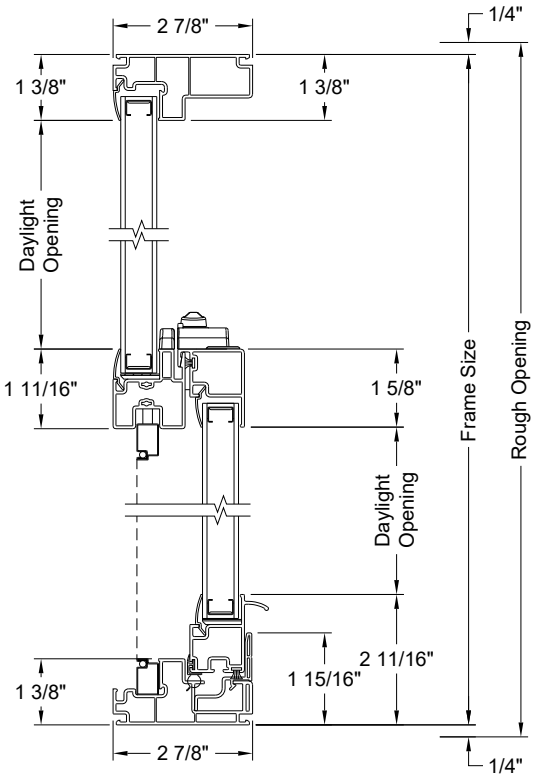

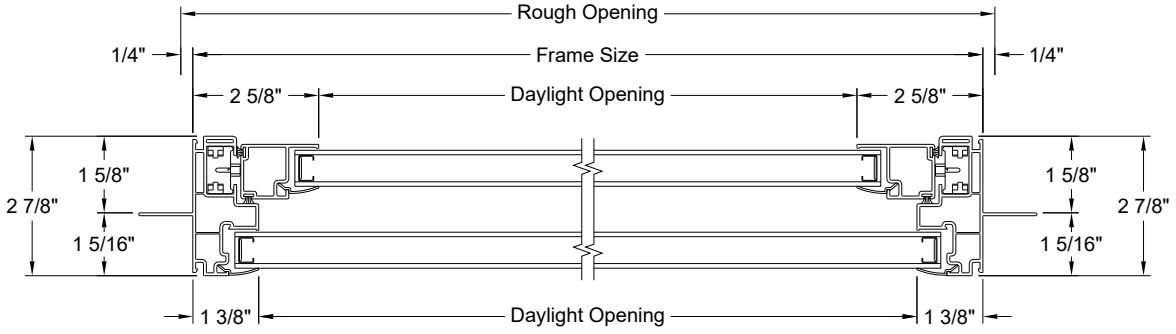

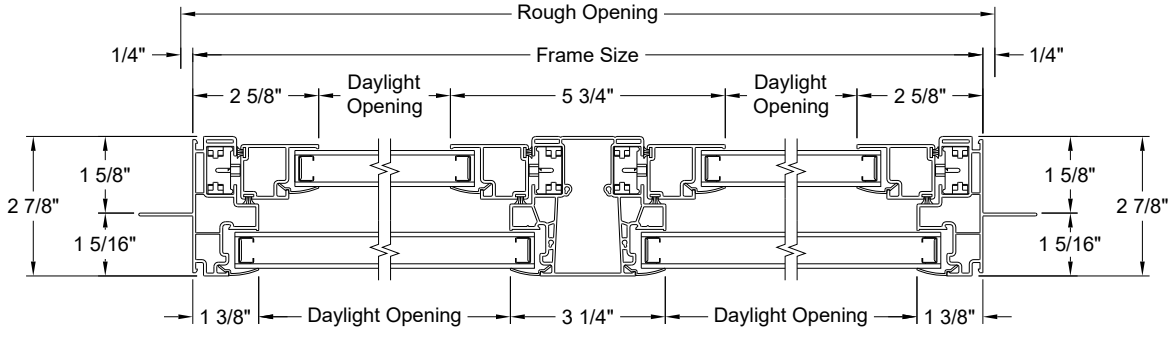

BAY & BOW VERTICAL SECTION

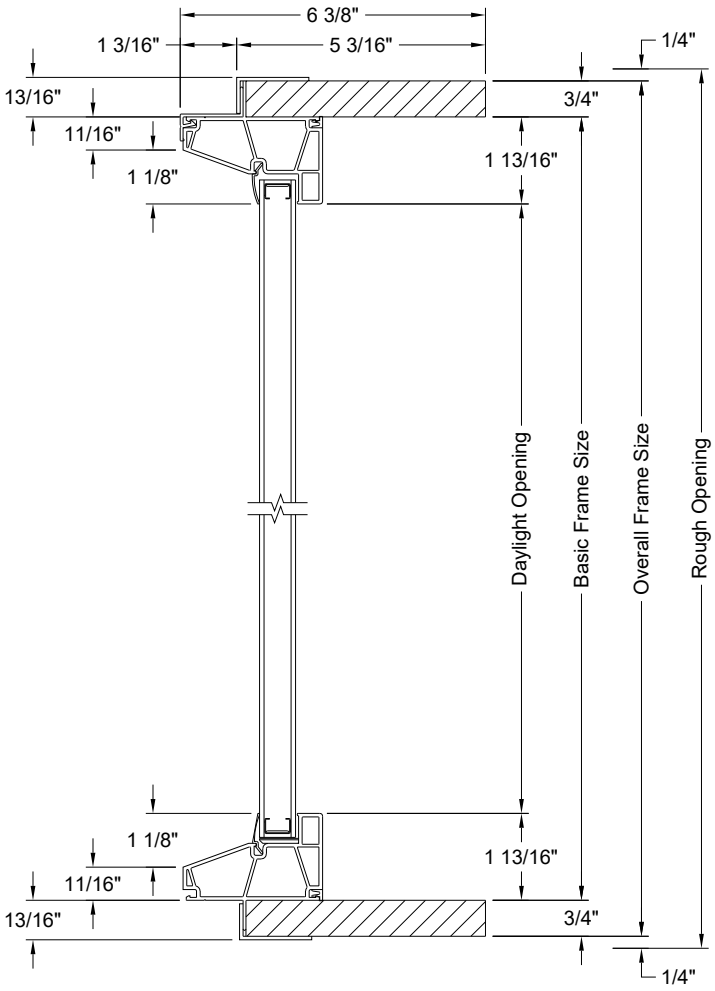

Notes: Dimensional details available upon ordering.
Fixed window frame shown, other frames available.

BAY HORIZONTAL SECTION

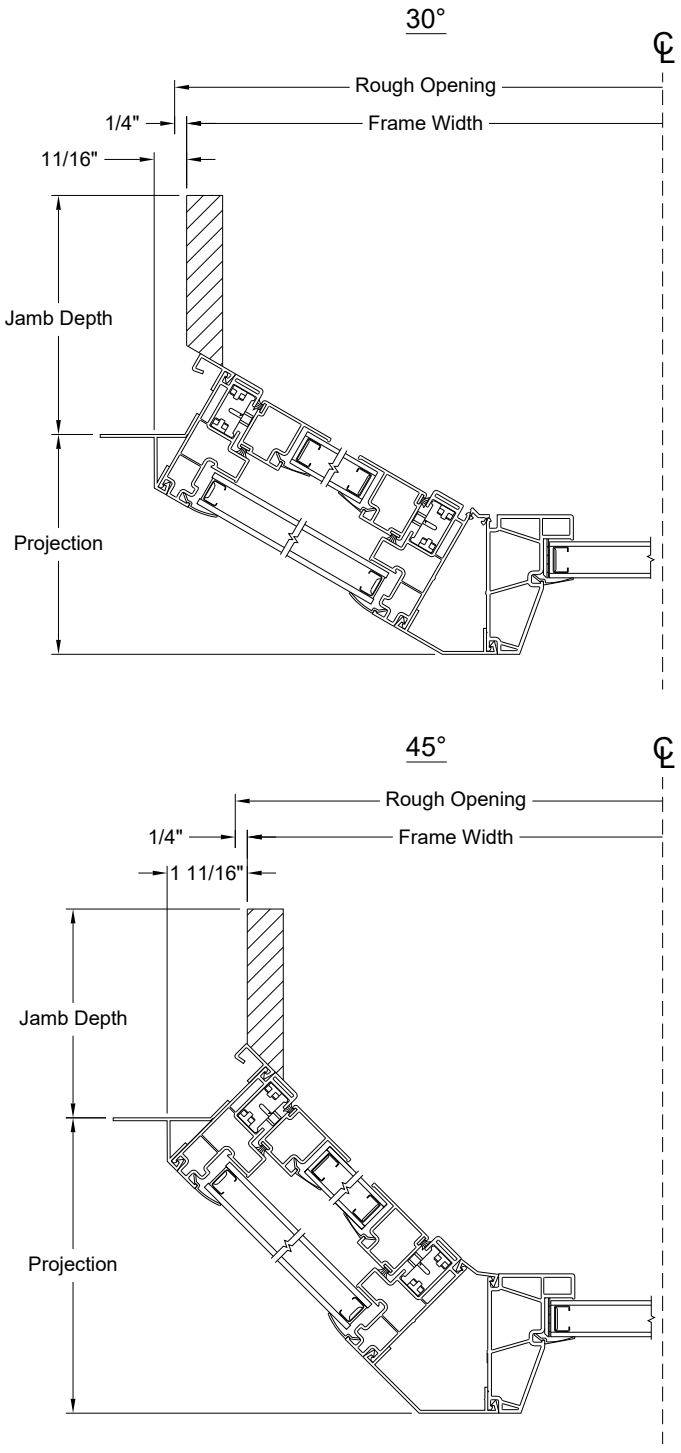

Notes: Dimensional details available upon ordering.
Jamb depths available in 4 9/16" and 6 9/16".
Picture frame shown for center window, Single-Hung Tilt frame with track filler also available.
Fixed center window shown, operating center window available.

BOW HORIZONTAL SECTIONS

Note: Dimensional details available upon ordering. Jamb depths available in 4 9/16" and 6 9/16". Fixed center window shown, operating center window available.

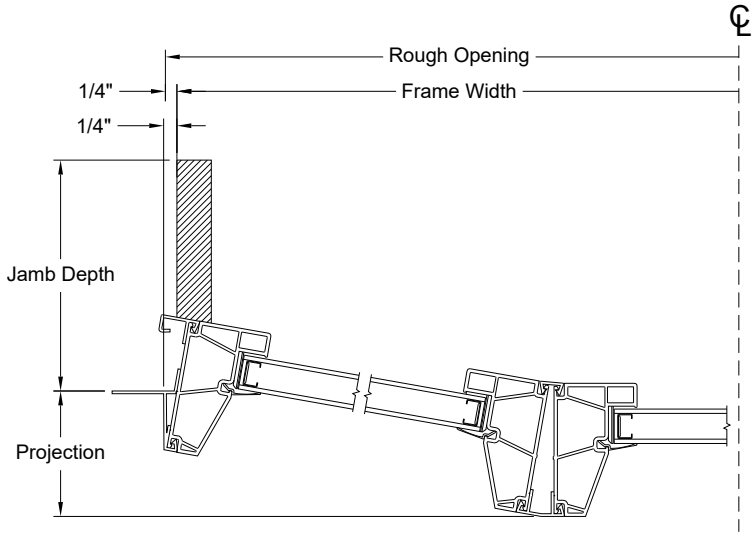

3 Wide

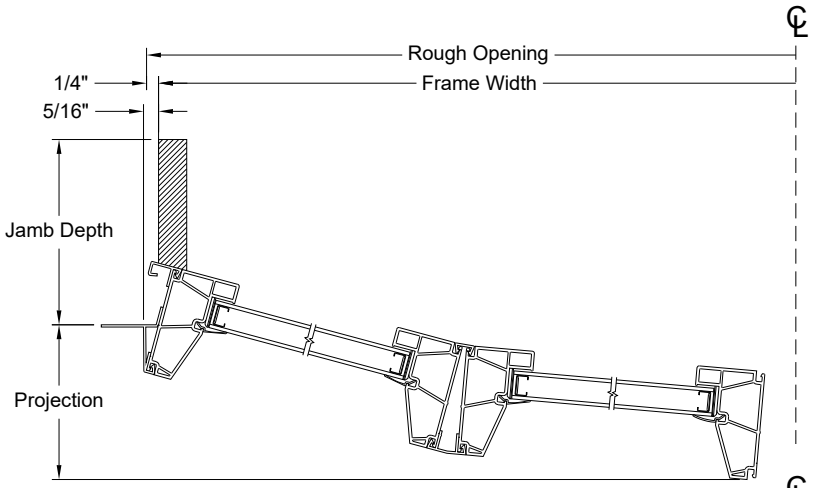

4 Wide

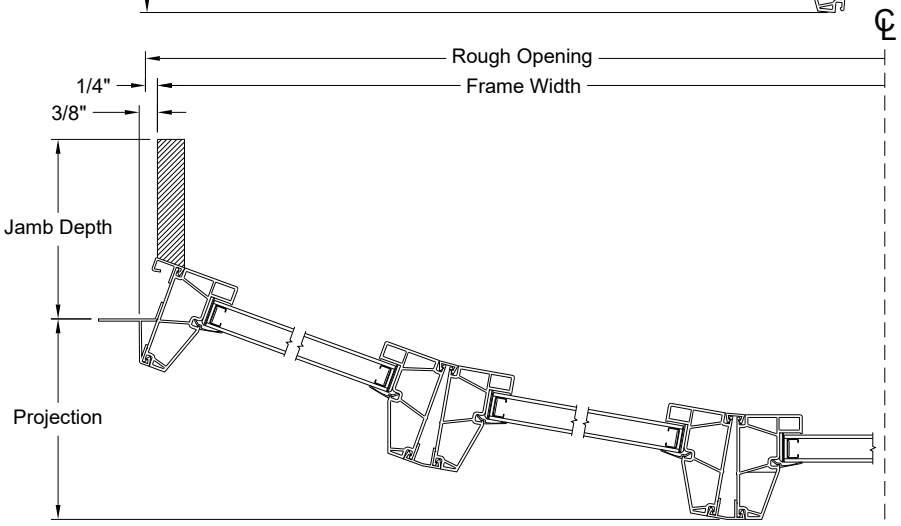

5 Wide

MIN-MAX STANDARD SIZING

Rectangle

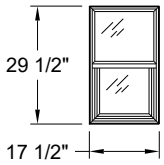

Minimum Size:
17 1/2" x 29 1/2"

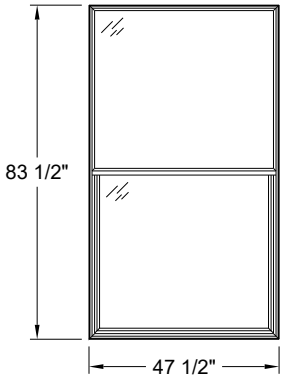

Maximum Size:
47 1/2" x 83 1/2"

Standard Widths							
17 1/2"	19 1/2"	21 1/2"	23 1/2"	25 1/2"	27 1/2"	29 1/2"	31 1/2"
33 1/2"	35 1/2"	37 1/2"	39 1/2"	41 1/2"	43 1/2"	45 1/2"	47 1/2"

Standard Heights							
29 1/2"	33 1/2"	35 1/2"	36 1/2"	40 1/2"	41 1/2"	45 1/2"	47 1/2"
48 1/2"	52 1/2"	53 1/2"	56 1/2"	59 1/2"	61 1/2"	64 1/2"	65 1/2"
68 1/2"	71 1/2"	73 1/2"	76 1/2"	77 1/2"	83 1/2"		

Extended Half Round

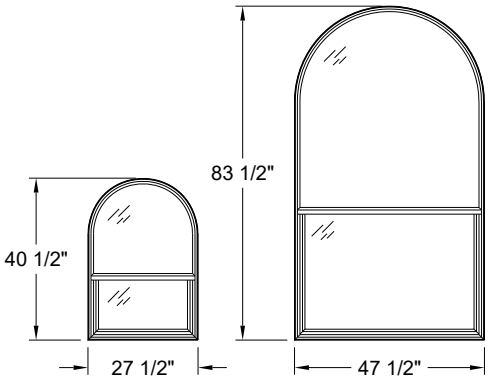

Minimum Size:
29 1/2" x 40 1/2"

Maximum Size:
47 1/2" x 83 1/2"

Extended Quarter Round

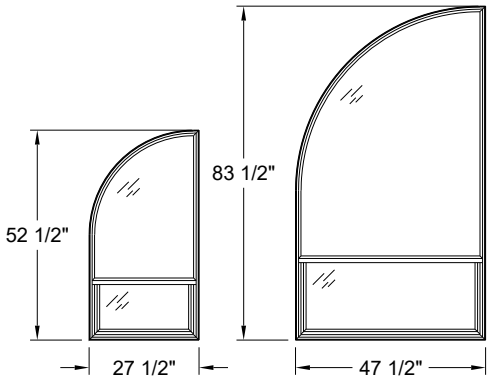

Minimum Size:
27 1/2" x 52 1/2"

Maximum Size:
47 1/2" x 83 1/2"

Extended Quarter Segment*

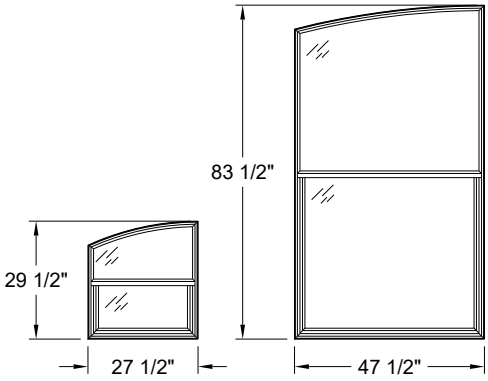

Minimum Size:
27 1/2" x 29 1/2"

Maximum Size:
47 1/2" x 83 1/2"

Extended Circle Segment*

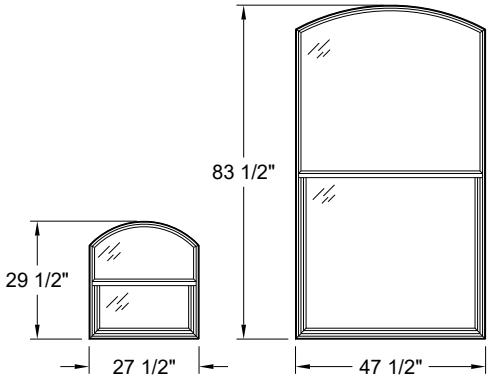

Minimum Size:
27 1/2" x 29 1/2"

Maximum Size:
47 1/2" x 83 1/2"

*Various frame heights, frame widths, vent heights, short leg frame heights, and frame radii available.
Contact JELD-WEN customer service for available options.

FORMULAS & COTTAGE VENT SIZING

Understanding JELD-WEN Book Codes:

Builders™ Vinyl Product	Prefix	Width Code	Height Code
Single-Hung Tilt	BLVST	WW	HH

Builders™ Vinyl Sample Book Code:
BLVST3660 = Single-Hung Tilt, 35 1/2" x 59 1/2" Frame Size

Formulas	
Rough Opening	(Frame Width + 1/2") x (Frame Height + 1/2")
Masonry Opening	(Frame Width + 1/2") x (Frame Height + 1/2")
Daylight Opening - Upper Sash ft²	((Frame Width - 2 3/4") x ((Frame Height/2) - 4 7/8")) / 144
Daylight Opening - Lower Sash ft²	((Frame Width - 5 1/2") x ((Frame Height/2) - 3 9/16")) / 144
Clear Opening ft²	((Frame Width - 2 3/4") x ((Frame Height/2) - 4 3/4")) / 144

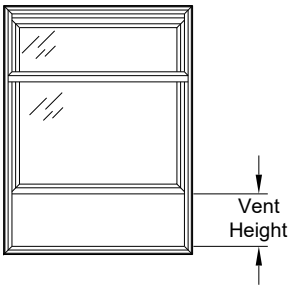

Cottage Single-Hung Tilt

Frame Height	Vent Height
29 1/2"	-
33 1/2"	20 3/8"
35 1/2"	21 5/8"
36 1/2"	22 3/16"
40 1/2"	24 5/8"
41 1/2"	25 3/16"
45 1/2"	27 5/8"
47 1/2"	28 13/16"
48 1/2"	29 3/8"
52 1/2"	31 13/16"
53 1/2"	32 3/8"
56 1/2"	34 3/16"
59 1/2"	36"
61 1/2"	37 3/16"
64 1/2"	39"
65 1/2"	39 5/8"
68 1/2"	41 3/8"
71 1/2"	-
76 1/2"	-
77 1/2"	-
83 1/2"	-

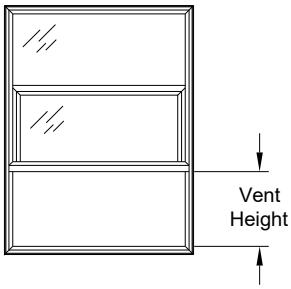

Reverse Cottage Single-Hung Tilt

Frame Height	Vent Height
29 1/2"	12"
33 1/2"	13 5/8"
35 1/2"	14 3/8"
36 1/2"	14 13/16"
40 1/2"	16 3/8"
41 1/2"	16 13/16"
45 1/2"	18 3/8"
47 1/2"	19 3/16"
48 1/2"	19 5/8"
52 1/2"	21 3/16"
53 1/2"	21 5/8"
56 1/2"	22 13/16"
59 1/2"	24"
61 1/2"	24 13/16"
64 1/2"	26"
65 1/2"	26 3/8"
68 1/2"	27 5/8"
71 1/2"	-
76 1/2"	-
77 1/2"	-
83 1/2"	-

Unit elevations are shown without exterior trim and with an even vent division. Reference only.

EGRESS CHARTS

Rectangle

Width

Heigth	17 1/2"	19 1/2"	21 1/2"	23 1/2"	25 1/2"	27 1/2"	29 1/2"	31 1/2"	33 1/2"	35 1/2"	37 1/2"	39 1/2"	41 1/2"	43 1/2"	45 1/2"	47 1/2"
29 1/2"	1.16 ft²	1.32 ft²	1.48 ft²	1.64 ft²	1.80 ft²	1.96 ft²	2.11 ft²	2.27 ft²	2.43 ft²	2.59 ft²	2.75 ft²	2.91 ft²	3.06 ft²	3.22 ft²	3.38 ft²	3.54 ft²
33 1/2"	-	1.55 ft²	-	1.93 ft²	-	2.30 ft²	-	2.67 ft²	-	3.04 ft²	-	3.42 ft²	-	3.79 ft²	-	-
35 1/2"	1.47 ft²	1.67 ft²	1.87 ft²	2.07 ft²	2.27 ft²	2.47 ft²	2.67 ft²	2.87 ft²	3.07 ft²	3.27 ft²	3.47 ft²	3.67 ft²	3.87 ft²	4.07 ft²	4.27 ft²	4.47 ft²
36 1/2"	1.52 ft²	1.73 ft²	1.93 ft²	2.14 ft²	2.35 ft²	2.56 ft²	2.76 ft²	2.97 ft²	3.18 ft²	3.38 ft²	3.59 ft²	3.80 ft²	4.00 ft²	4.21 ft²	4.42 ft²	4.63 ft²
37 1/2"	-	1.79 ft²	-	2.21 ft²	-	2.64 ft²	-	3.07 ft²	-	3.50 ft²	-	3.92 ft²	-	4.35 ft²	4.57 ft²	-
40 1/2"	1.72 ft²	1.96 ft²	2.19 ft²	2.43 ft²	2.66 ft²	2.90 ft²	3.13 ft²	3.37 ft²	3.60 ft²	3.84 ft²	4.07 ft²	4.31 ft²	4.54 ft²	4.78 ft²	5.01 ft²	5.25 ft²
41 1/2"	1.78 ft²	2.02 ft²	2.26 ft²	2.50 ft²	2.74 ft²	2.98 ft²	3.23 ft²	3.47 ft²	3.71 ft²	3.95 ft²	4.19 ft²	4.43 ft²	4.68 ft²	4.92 ft²	5.16 ft²	5.40 ft²
45 1/2"	-	2.25 ft²	-	2.79 ft²	-	3.33 ft²	-	3.87 ft²	-	4.40 ft²	-	4.94 ft²	-	5.48 ft²	-	-
47 1/2"	2.08 ft²	2.36 ft²	2.65 ft²	2.93 ft²	3.21 ft²	3.50 ft²	3.78 ft²	4.06 ft²	4.35 ft²	4.63 ft²	4.92 ft²	5.20 ft²	5.48 ft²	5.77 ft²	6.05 ft²	6.33 ft²
48 1/2"	2.13 ft²	2.42 ft²	2.71 ft²	3.00 ft²	3.29 ft²	3.58 ft²	3.87 ft²	4.16 ft²	4.45 ft²	4.75 ft²	5.04 ft²	5.33 ft²	5.62 ft²	5.91 ft²	6.20 ft²	6.49 ft²
49 1/2"	-	2.48 ft²	-	3.08 ft²	-	3.67 ft²	-	4.26 ft²	-	-	-	5.45 ft²	-	6.05 ft²	-	-
52 1/2"	2.34 ft²	2.65 ft²	2.97 ft²	3.29 ft²	3.61 ft²	3.93 ft²	4.24 ft²	4.56 ft²	4.88 ft²	5.20 ft²	5.52 ft²	5.84 ft²	6.15 ft²	6.47 ft²	6.79 ft²	7.11 ft²
53 1/2"	2.39 ft²	2.71 ft²	3.04 ft²	3.36 ft²	3.69 ft²	4.01 ft²	4.34 ft²	4.66 ft²	4.99 ft²	5.31 ft²	5.64 ft²	5.96 ft²	6.29 ft²	6.61 ft²	6.94 ft²	7.26 ft²
56 1/2"	2.54 ft²	2.89 ft²	3.23 ft²	3.58 ft²	3.92 ft²	4.27 ft²	4.62 ft²	4.96 ft²	5.31 ft²	5.65 ft²	6.00 ft²	6.35 ft²	6.69 ft²	7.04 ft²	7.38 ft²	7.73 ft²
59 1/2"	2.69 ft²	3.06 ft²	3.43 ft²	3.79 ft²	4.16 ft²	4.53 ft²	4.89 ft²	5.26 ft²	5.63 ft²	5.99 ft²	6.36 ft²	6.73 ft²	7.09 ft²	7.46 ft²	7.83 ft²	8.19 ft²
61 1/2"	-	3.18 ft²	-	3.94 ft²	-	4.70 ft²	-	5.46 ft²	-	6.22 ft²	-	6.98 ft²	-	7.74 ft²	8.12 ft²	-
64 1/2"	2.95 ft²	3.35 ft²	3.75 ft²	4.15 ft²	4.55 ft²	4.96 ft²	5.36 ft²	5.76 ft²	6.16 ft²	6.56 ft²	6.96 ft²	7.36 ft²	7.77 ft²	8.17 ft²	8.57 ft²	8.97 ft²
65 1/2"	3.00 ft²	3.41 ft²	3.82 ft²	4.22 ft²	4.63 ft²	5.04 ft²	5.45 ft²	5.86 ft²	6.27 ft²	6.67 ft²	7.08 ft²	7.49 ft²	7.90 ft²	8.31 ft²	8.72 ft²	9.13 ft²
68 1/2"	3.15 ft²	3.58 ft²	4.01 ft²	-	4.87 ft²	-	5.73 ft²	6.16 ft²	6.59 ft²	7.02 ft²	7.44 ft²	7.87 ft²	8.30 ft²	-	9.16 ft²	-
71 1/2"	3.31 ft²	3.76 ft²	4.21 ft²	4.66 ft²	5.11 ft²	5.56 ft²	6.01 ft²	6.46 ft²	6.91 ft²	7.36 ft²	7.81 ft²	8.26 ft²	8.71 ft²	9.16 ft²	9.61 ft²	10.06 ft²
73 1/2"	-	3.87 ft²	-	4.80 ft²	5.26 ft²	-	-	6.65 ft²	7.12 ft²	7.58 ft²	8.05 ft²	8.51 ft²	8.97 ft²	9.44 ft²	9.90 ft²	-
76 1/2"	3.56 ft²	4.04 ft²	4.53 ft²	5.01 ft²	5.50 ft²	5.98 ft²	6.47 ft²	6.95 ft²	7.44 ft²	7.92 ft²	8.41 ft²	8.89 ft²	9.38 ft²	9.86 ft²	10.35 ft²	10.83 ft²
77 1/2"	3.61 ft²	4.10 ft²	4.59 ft²	5.09 ft²	5.58 ft²	6.07 ft²	6.56 ft²	7.05 ft²	7.54 ft²	8.04 ft²	8.53 ft²	9.02 ft²	9.51 ft²	10.00 ft²	10.50 ft²	10.99 ft²
83 1/2"	3.92 ft²	4.45 ft²	4.98 ft²	5.52 ft²	6.05 ft²	6.58 ft²	7.12 ft²	7.65 ft²	8.18 ft²	8.72 ft²	9.25 ft²	9.78 ft²	10.32 ft²	10.85 ft²	11.38 ft²	11.92 ft²

Extended Half Round

Width

Heigth	27 1/2"	29 1/2"	31 1/2"	33 1/2"	35 1/2"	37 1/2"	39 1/2"	41 1/2"	43 1/2"	45 1/2"	47 1/2"
40 1/2"	2.34 ft²	2.43 ft²	2.52 ft²	-	-	-	-	-	-	-	-
41 1/2"	2.42 ft²	2.53 ft²	2.61 ft²	2.69 ft²	-	-	-	-	-	-	-
45 1/2"	2.76 ft²	2.90 ft²	3.01 ft²	3.12 ft²	3.21 ft²	-	3.34 ft²	-	-	-	-
47 1/2"	2.94 ft²	3.08 ft²	3.21 ft²	3.33 ft²	3.43 ft²	3.52 ft²	3.60 ft²	3.66 ft²	-	-	-
48 1/2"	3.02 ft²	3.17 ft²	3.31 ft²	3.44 ft²	3.55 ft²	3.64 ft²	3.73 ft²	3.79 ft²	8.94 ft²	3.89 ft²	3.92 ft²
49 1/2"	-	3.27 ft²	-	3.54 ft²	-	-	3.85 ft²	-	3.99 ft²	-	-
52 1/2"	3.36 ft²	3.54 ft²	3.71 ft²	3.86 ft²	4.00 ft²	4.13 ft²	4.24 ft²	4.33 ft²	4.41 ft²	4.48 ft²	4.54 ft²
53 1/2"	3.45 ft²	3.64 ft²	3.81 ft²	3.97 ft²	4.11 ft²	4.25 ft²	4.36 ft²	4.47 ft²	4.56 ft²	4.63 ft²	4.69 ft²
56 1/2"	3.71 ft²	3.92 ft²	4.11 ft²	4.29 ft²	4.34 ft²	4.61 ft²	4.75 ft²	4.87 ft²	4.98 ft²	5.08 ft²	5.16 ft²
59 1/2"	3.96 ft²	4.19 ft²	4.41 ft²	4.61 ft²	4.80 ft²	4.97 ft²	5.13 ft²	5.27 ft²	5.40 ft²	5.52 ft²	5.62 ft²
61 1/2"	4.14 ft²	-	4.61 ft²	-	5.02 ft²	-	5.38 ft²	-	5.69 ft²	5.82 ft²	-
64 1/2"	4.39 ft²	4.66 ft²	4.91 ft²	5.14 ft²	5.36 ft²	5.57 ft²	5.76 ft²	5.94 ft²	6.11 ft²	6.26 ft²	6.40 ft²
65 1/2"	4.48 ft²	4.75 ft²	5.01 ft²	5.25 ft²	5.48 ft²	5.69 ft²	5.89 ft²	6.08 ft²	6.25 ft²	6.41 ft²	6.56 ft²
68 1/2"	-	5.03 ft²	5.30 ft²	5.57 ft²	5.82 ft²	6.05 ft²	6.27 ft²	6.48 ft²	-	6.86 ft²	-
71 1/2"	4.99 ft²	5.30 ft²	5.60 ft²	5.89 ft²	6.16 ft²	6.41 ft²	6.66 ft²	6.88 ft²	7.10 ft²	7.30 ft²	7.49 ft²
73 1/2"	-	-	5.80 ft²	6.10 ft²	6.38 ft²	6.65 ft²	6.91 ft²	7.15 ft²	7.10 ft²	7.60 ft²	-
76 1/2"	5.42 ft²	5.77 ft²	6.10 ft²	6.42 ft²	6.72 ft²	7.02 ft²	7.29 ft²	7.56 ft²	7.81 ft²	8.04 ft²	8.26 ft²
77 1/2"	5.51 ft²	5.86 ft²	6.20 ft²	6.53 ft²	6.84 ft²	7.14 ft²	7.42 ft²	7.69 ft²	7.95 ft²	8.19 ft²	8.42 ft²
83 1/2"	6.02 ft²	6.42 ft²	6.80 ft²	7.17 ft²	7.52 ft²	7.86 ft²	8.18 ft²	8.50 ft²	8.79 ft²	9.08 ft²	9.35 ft²

Extended Quarter Round

Width

Heigth	27 1/2"	29 1/2"	31 1/2"	33 1/2"	35 1/2"	37 1/2"	39 1/2"	41 1/2"	43 1/2"	45 1/2"	47 1/2"
52 1/2"	2.04 ft²	-	-	-	-	-	-	-	-	-	-
53 1/2"	2.13 ft²	2.21 ft²	-	-	-	-	-	-	-	-	-
56 1/2"	2.47 ft²	2.48 ft²	2.47 ft²	-	-	-	-	-	-	-	-
59 1/2"	2.72 ft²	2.76 ft²	2.77 ft²	2.75 ft²	2.71 ft²	-	-	-	-	-	-
61 1/2"	2.89 ft²	-	2.97 ft²	-	2.93 ft²	2.88 ft²	-	-	-	-	-
64 1/2"	3.15 ft²	3.22 ft²	3.27 ft²	3.28 ft²	3.27 ft²	3.23 ft²	3.17 ft²	-	-	-	-
65 1/2"	3.23 ft²	3.31 ft²	3.36 ft²	3.39 ft²	3.39 ft²	3.35 ft²	3.30 ft²	3.21 ft²	-	-	-
68 1/2"	-	3.59 ft²	3.66 ft²	3.71 ft²	3.72 ft²	3.71 ft²	3.68 ft²	3.61 ft²	-	-	-
71 1/2"	3.74 ft²	3.86 ft²	3.96 ft²	4.02 ft²	4.06 ft²	4.07 ft²	4.06 ft²	4.01 ft²	3.94 ft²	3.84 ft²	3.71 ft²
73 1/2"	-	-	4.16 ft²	4.24 ft²	4.29 ft²	4.31 ft²	4.31 ft²	4.28 ft²	4.22 ft²	4.13 ft²	4.02 ft²
76 1/2"	4.17 ft²	4.32 ft²	4.45 ft²	4.55 ft²	4.63 ft²	4.67 ft²	4.69 ft²	4.68 ft²	4.64 ft²	4.57 ft²	-
77 1/2"	4.25 ft²	4.42 ft²	4.55 ft²	4.66 ft²	4.74 ft²	4.79 ft²	4.82 ft²	4.81 ft²	4.78 ft²	4.72 ft²	4.64 ft²
83 1/2"	4.76 ft²	5.06 ft²	5.15 ft²	5.30 ft²	5.42 ft²	5.51 ft²	5.58 ft²	5.61 ft²	5.63 ft²	5.61 ft²	5.56 ft²

##	Unit meets egress specifications of equal to or greater than 20" width, 24" height, and 5.7 ft².
##	Unit meets egress specifications of equal to or greater than 20" width, 24" height, and 5.0 ft².
##	Indicates the clear opening square footage.

Local codes may differ, always refer to the codes in your area for complete requirements.

RECTANGLE UNITS



Elevation Legend:
= Performance Grade (PG) Rating With Standard Glazing.
E = Meets egress specifications equal or greater than 20" width, 24" height, 5.7 ft².
E* = Meets egress specifications equal or greater than 20" width, 24" height, 5.0 ft².

RECTANGLE UNITS

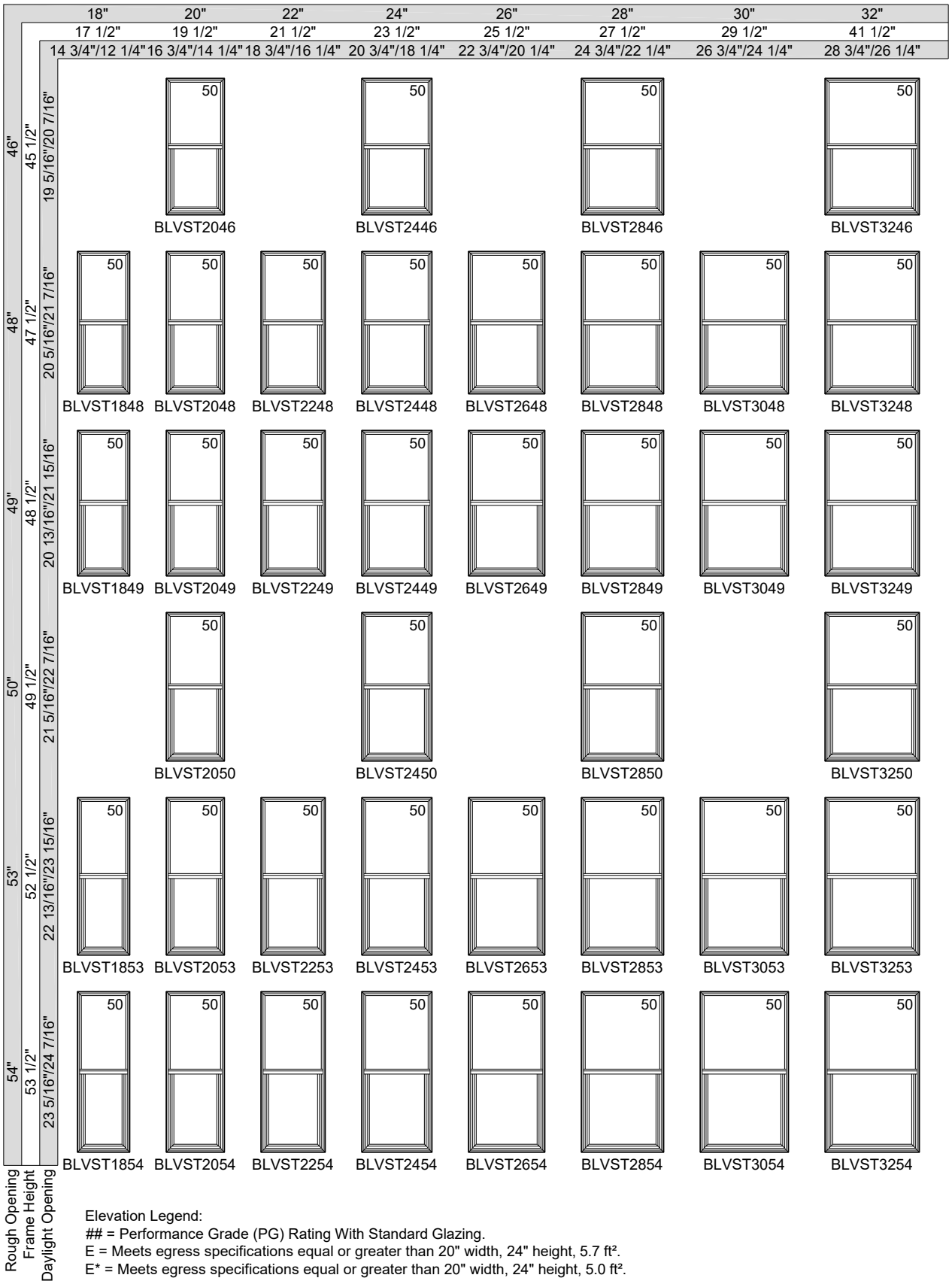

Elevation Legend:
= Performance Grade (PG) Rating With Standard Glazing.
E = Meets egress specifications equal or greater than 20" width, 24" height, 5.7 ft².
E* = Meets egress specifications equal or greater than 20" width, 24" height, 5.0 ft².

RECTANGLE UNITS

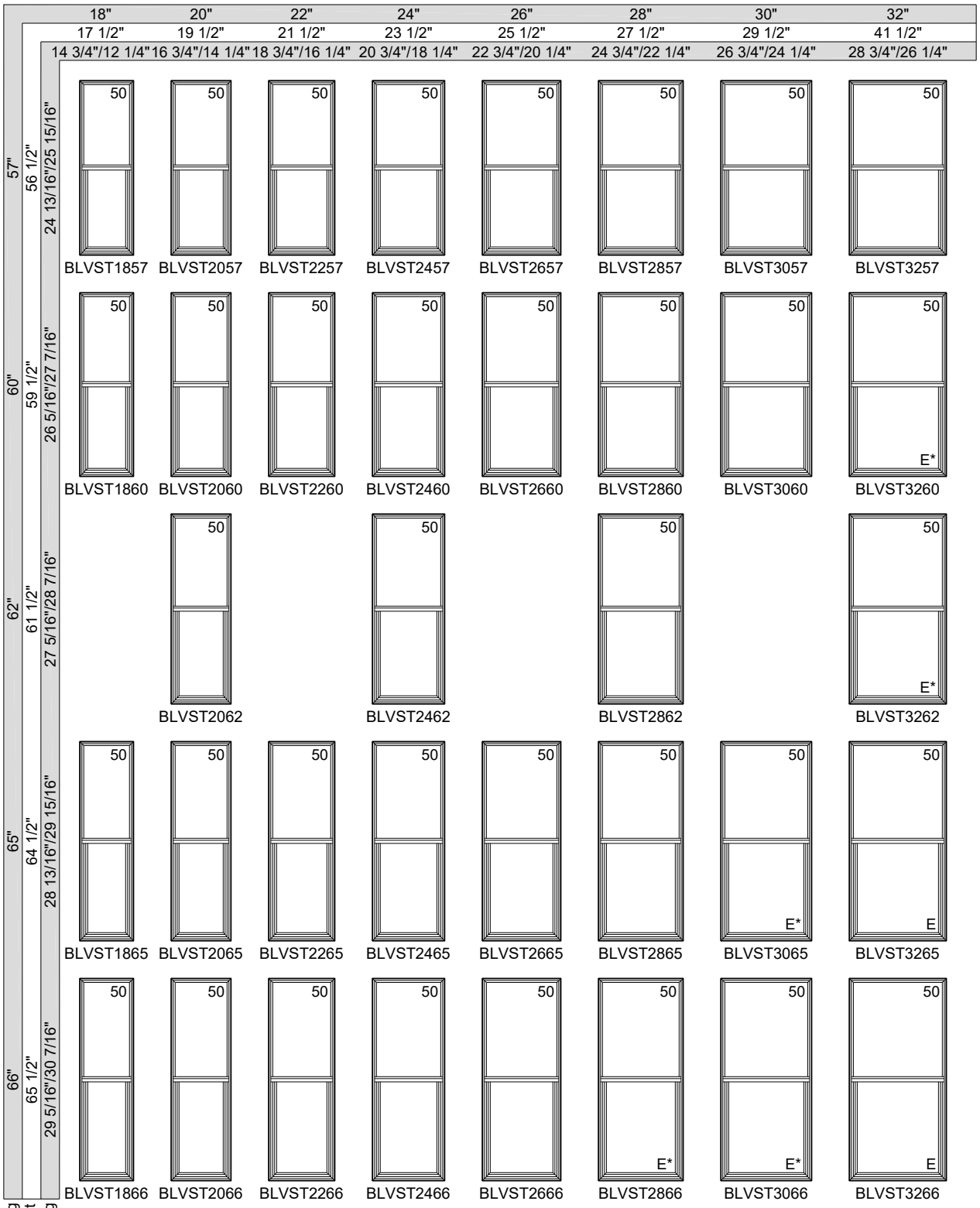

Elevation Legend:
= Performance Grade (PG) Rating With Standard Glazing.
E = Meets egress specifications equal or greater than 20" width, 24" height, 5.7 ft².
E* = Meets egress specifications equal or greater than 20" width, 24" height, 5.0 ft².

RECTANGLE UNITS

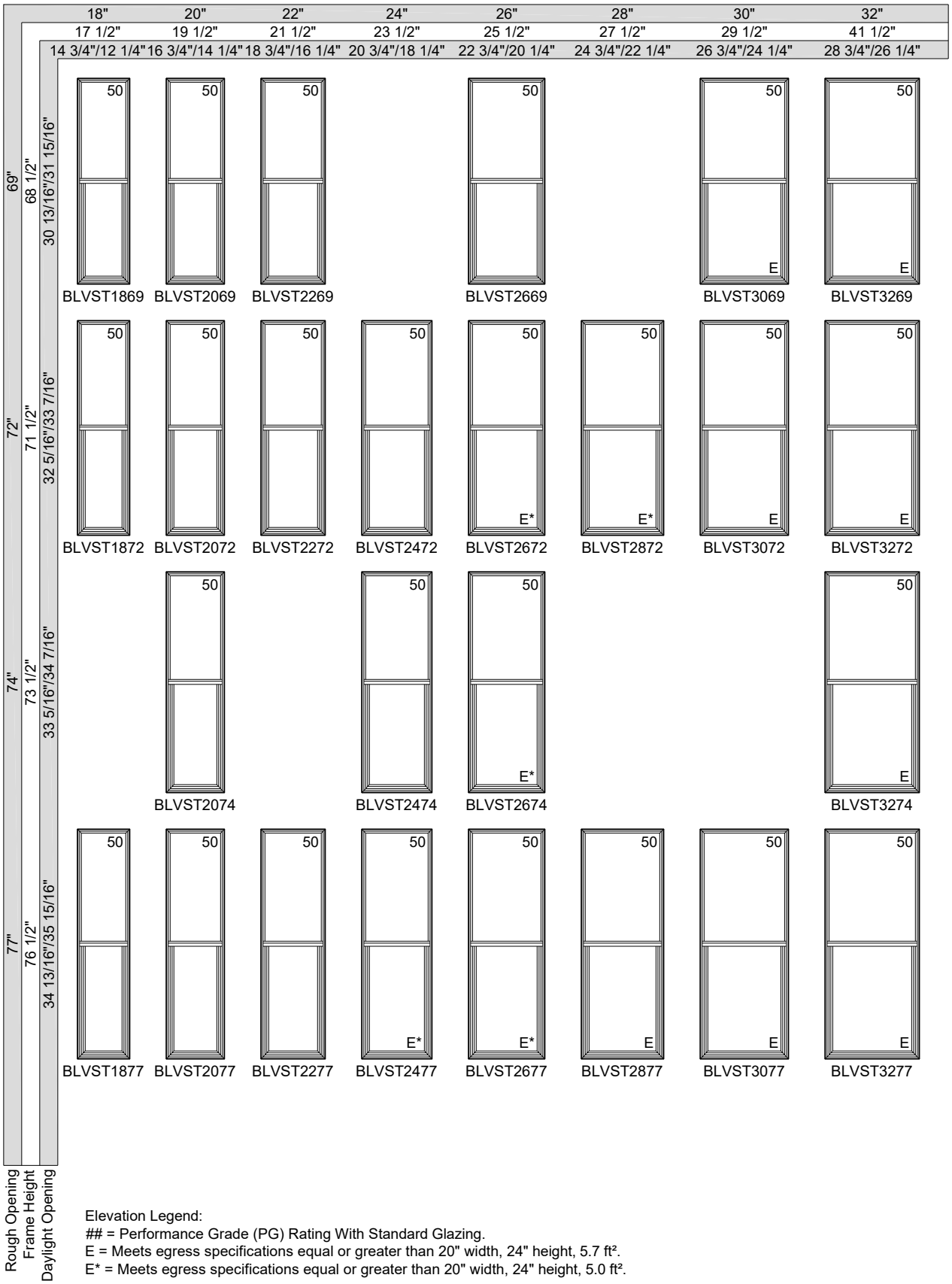

Elevation Legend:
= Performance Grade (PG) Rating With Standard Glazing.
E = Meets egress specifications equal or greater than 20" width, 24" height, 5.7 ft².
E* = Meets egress specifications equal or greater than 20" width, 24" height, 5.0 ft².

RECTANGLE UNITS



Elevation Legend:
= Performance Grade (PG) Rating With Standard Glazing.
E = Meets egress specifications equal or greater than 20" width, 24" height, 5.7 ft².
E* = Meets egress specifications equal or greater than 20" width, 24" height, 5.0 ft².

RECTANGLE UNITS



Elevation Legend:
= Performance Grade (PG) Rating With Standard Glazing.
E = Meets egress specifications equal or greater than 20" width, 24" height, 5.7 ft².
E* = Meets egress specifications equal or greater than 20" width, 24" height, 5.0 ft².

RECTANGLE UNITS

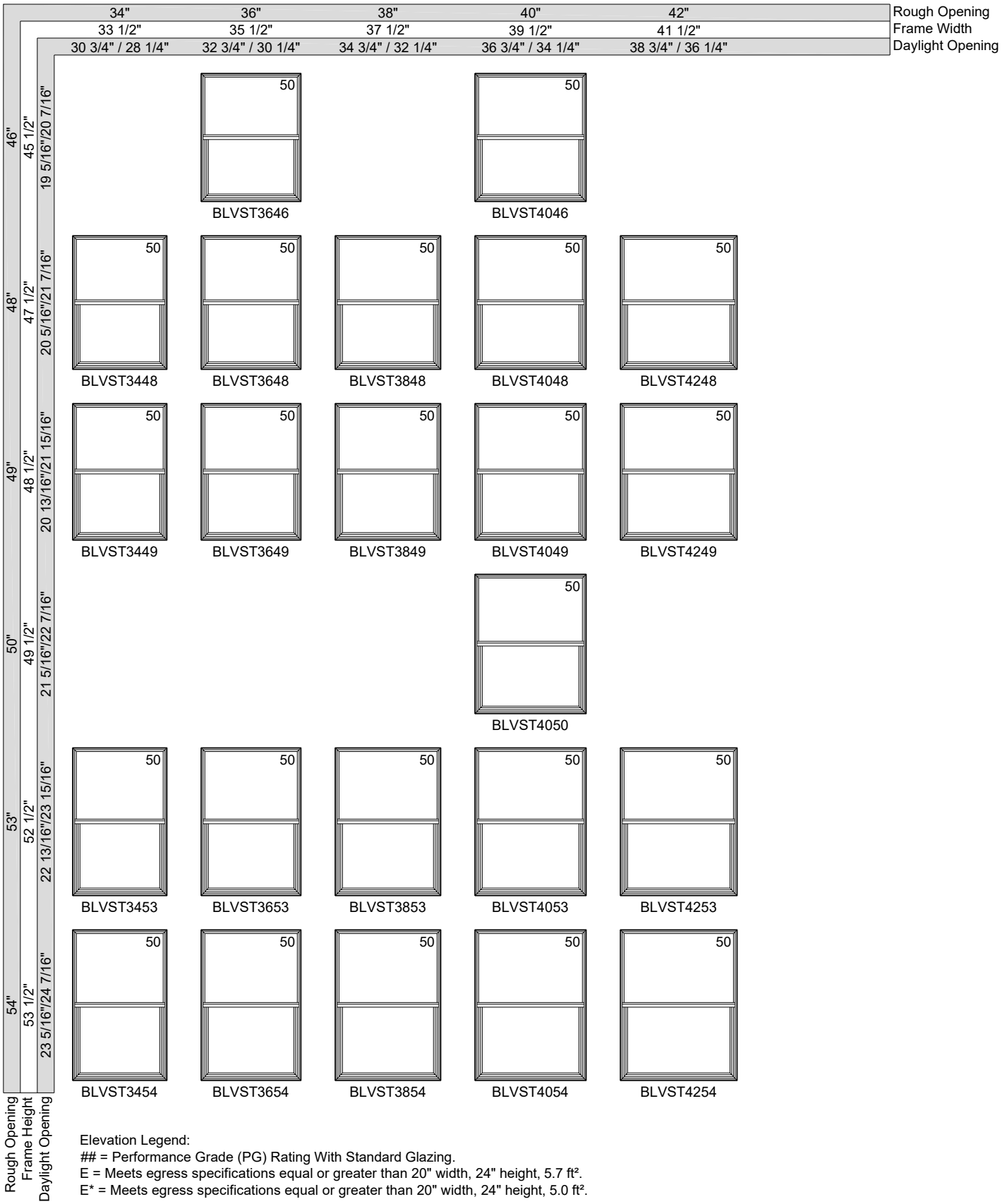

Elevation Legend:
= Performance Grade (PG) Rating With Standard Glazing.
E = Meets egress specifications equal or greater than 20" width, 24" height, 5.7 ft².
E* = Meets egress specifications equal or greater than 20" width, 24" height, 5.0 ft².

RECTANGLE UNITS

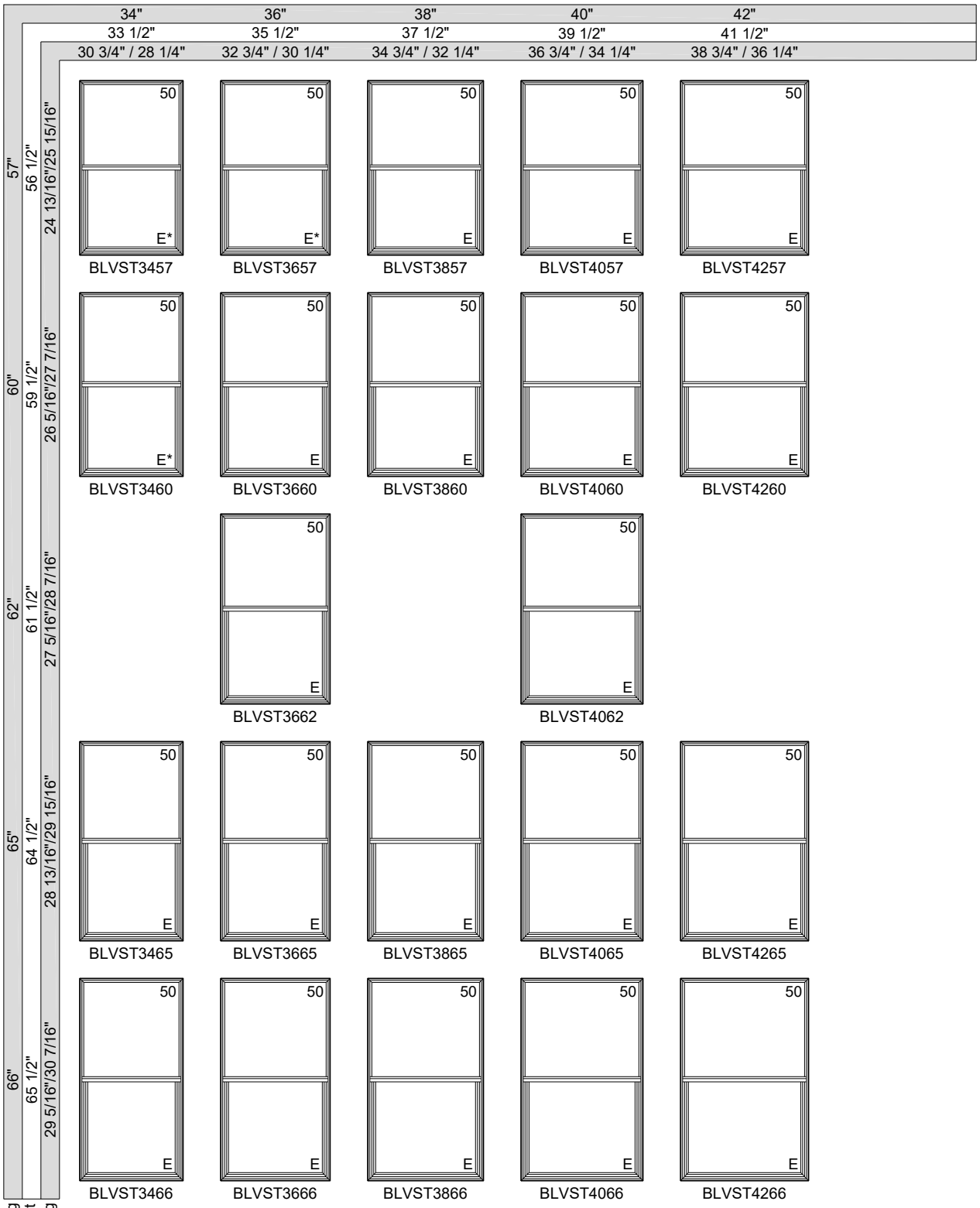

Elevation Legend:
= Performance Grade (PG) Rating With Standard Glazing.
E = Meets egress specifications equal or greater than 20" width, 24" height, 5.7 ft².
E* = Meets egress specifications equal or greater than 20" width, 24" height, 5.0 ft².

RECTANGLE UNITS

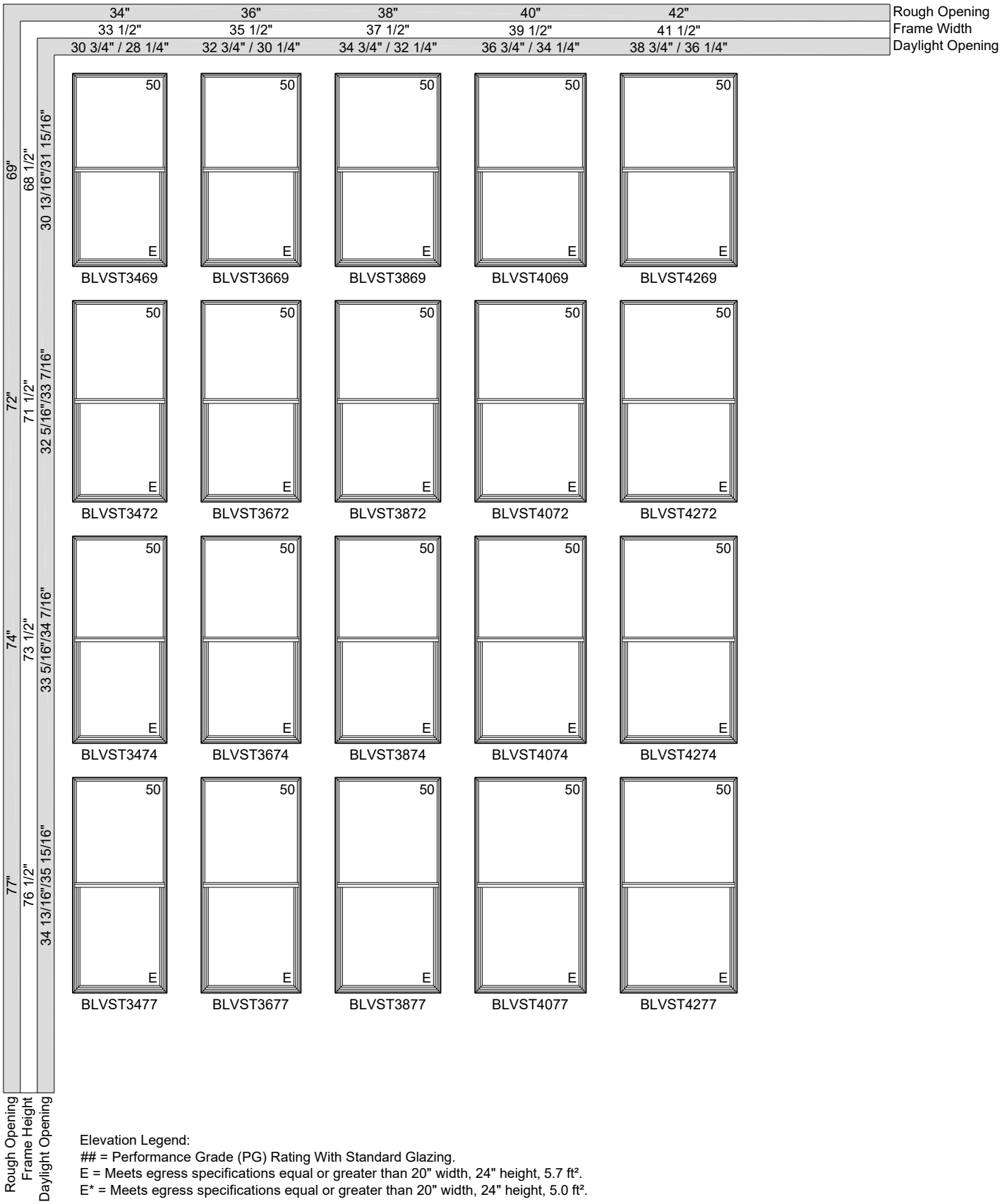

Elevation Legend:
= Performance Grade (PG) Rating With Standard Glazing.
E = Meets egress specifications equal or greater than 20" width, 24" height, 5.7 ft².
E* = Meets egress specifications equal or greater than 20" width, 24" height, 5.0 ft².

RECTANGLE UNITS

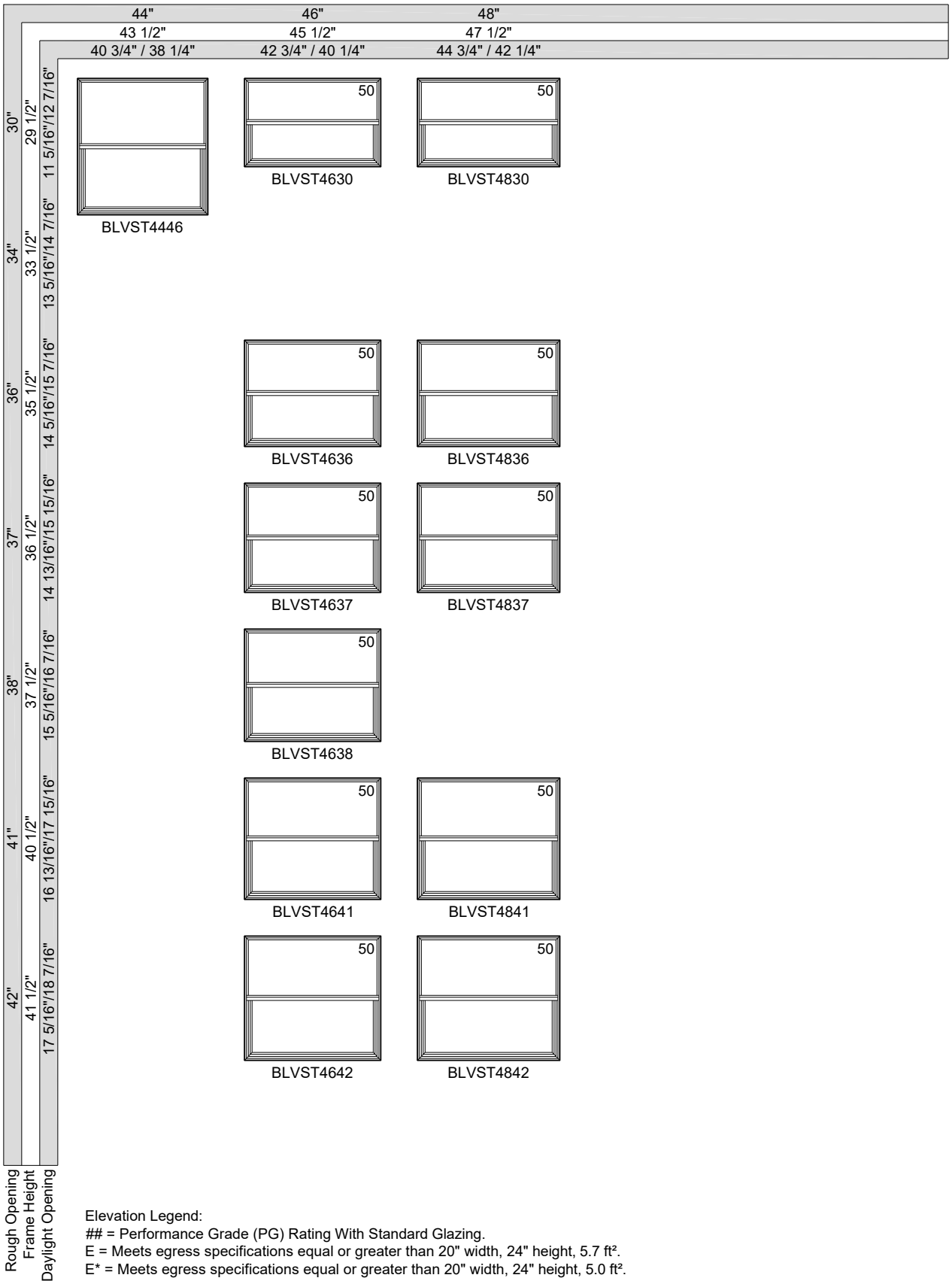

Elevation Legend:
= Performance Grade (PG) Rating With Standard Glazing.
E = Meets egress specifications equal or greater than 20" width, 24" height, 5.7 ft².
E* = Meets egress specifications equal or greater than 20" width, 24" height, 5.0 ft².

RECTANGLE UNITS



Elevation Legend:
= Performance Grade (PG) Rating With Standard Glazing.
E = Meets egress specifications equal or greater than 20" width, 24" height, 5.7 ft².
E* = Meets egress specifications equal or greater than 20" width, 24" height, 5.0 ft².

RECTANGLE UNITS

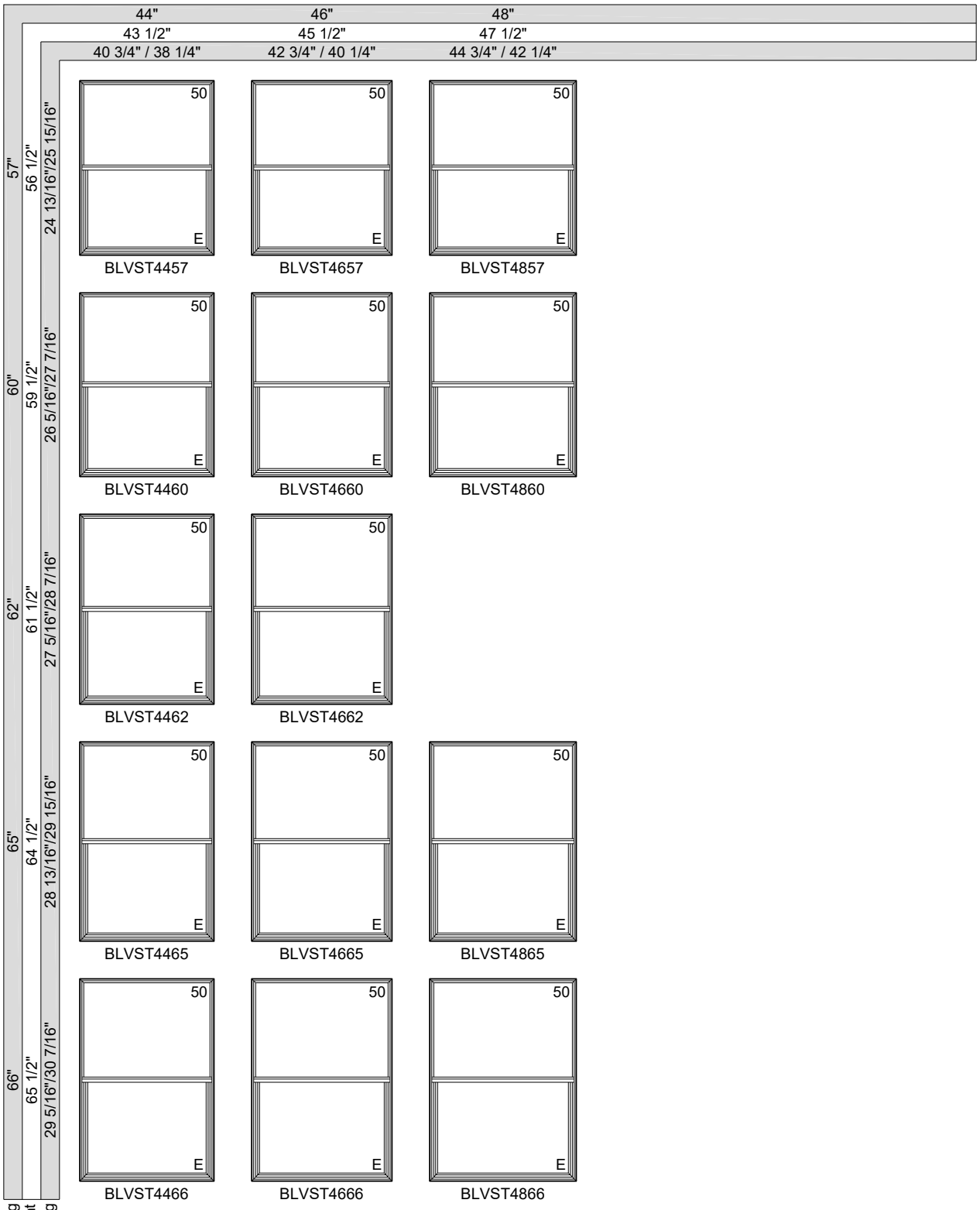

Elevation Legend:
= Performance Grade (PG) Rating With Standard Glazing.
E = Meets egress specifications equal or greater than 20" width, 24" height, 5.7 ft².
E* = Meets egress specifications equal or greater than 20" width, 24" height, 5.0 ft².

RECTANGLE UNITS

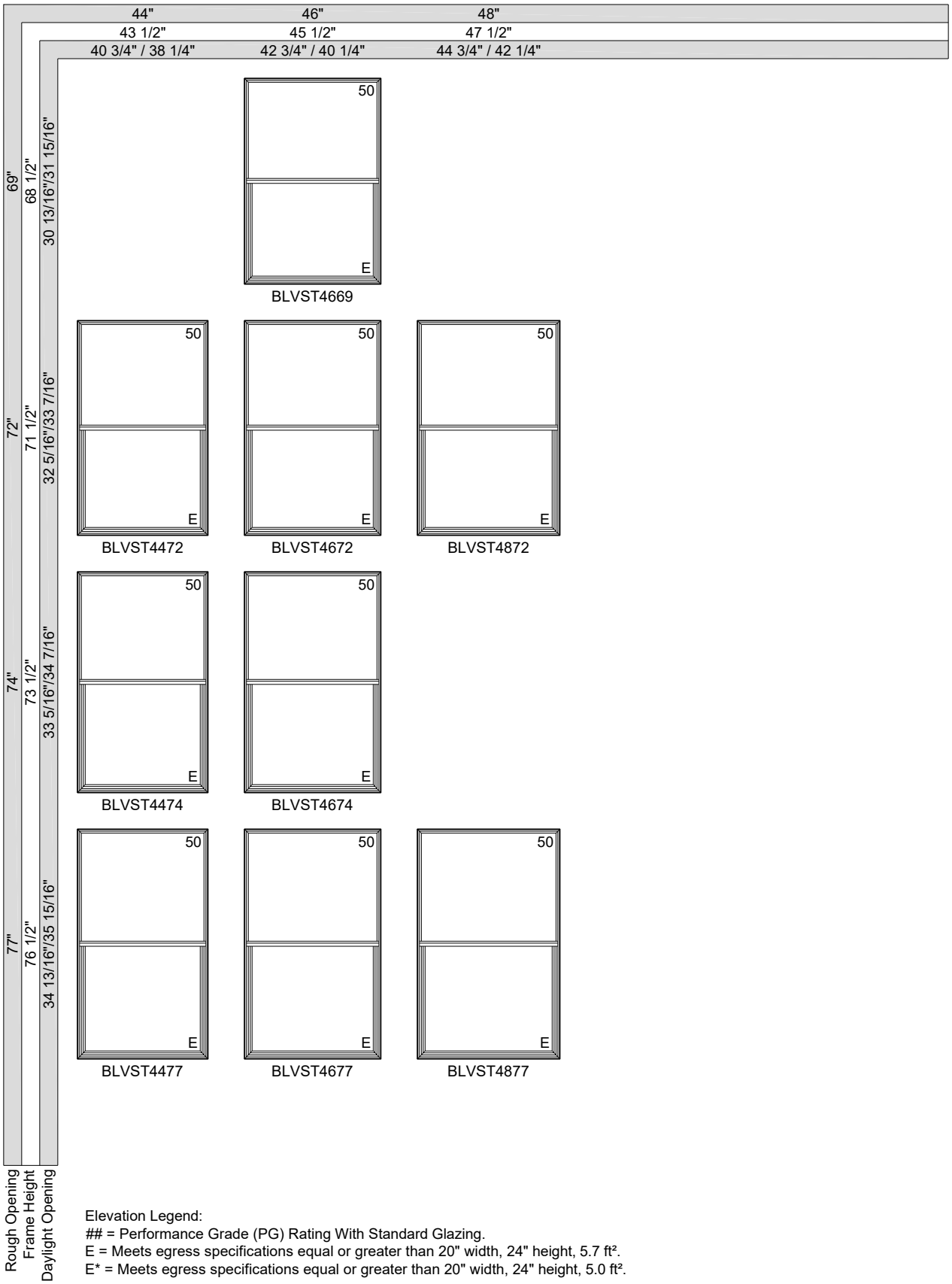

Elevation Legend:
= Performance Grade (PG) Rating With Standard Glazing.
E = Meets egress specifications equal or greater than 20" width, 24" height, 5.7 ft².
E* = Meets egress specifications equal or greater than 20" width, 24" height, 5.0 ft².

RECTANGLE UNITS



Elevation Legend:
= Performance Grade (PG) Rating With Standard Glazing.
E = Meets egress specifications equal or greater than 20" width, 24" height, 5.7 ft².
E* = Meets egress specifications equal or greater than 20" width, 24" height, 5.0 ft².

EXTENDED HALF ROUND UNITS



Elevation Legend:
= Performance Grade (PG) Rating With Standard Glazing.
E = Meets egress specifications equal or greater than 20" width, 24" height, 5.7 ft².
E* = Meets egress specifications equal or greater than 20" width, 24" height, 5.0 ft².

EXTENDED HALF ROUND UNITS



Elevation Legend:
= Performance Grade (PG) Rating With Standard Glazing.
E = Meets egress specifications equal or greater than 20" width, 24" height, 5.7 ft².
E* = Meets egress specifications equal or greater than 20" width, 24" height, 5.0 ft².

EXTENDED HALF ROUND UNITS

Rough Opening	30"	32"	34"	36"	38"
Frame Width	29 1/2"	31 1/2"	33 1/2"	35 1/2"	33 1/2"
Daylight Opening	26 3/4" / 24 1/4"	28 3/4" / 26 1/4"	30 3/4" / 28 1/4"	32 3/4" / 30 1/4"	34 3/4" / 32 1/4"

Rough Opening	Frame Height	Daylight Opening					
65"	64 1/2"	58 3/4"	50 BLVST3065	50 BLVST3265	50 BLVST3465	50 BLVST3665	50 BLVST3865
66"	65 1/2"	59 3/4"	50 BLVST3066	50 BLVST3266	50 BLVST3466	50 BLVST3666	50 BLVST3866
69"	68 1/2"	62 3/4"	50 BLVST3069	50 BLVST3269	50 BLVST3469	50 E BLVST3669	50 E BLVST3869
72"	71 1/2"	65 3/4"	50 BLVST3072	50 BLVST3272	50 E BLVST3472	50 E BLVST3672	50 E BLVST3872

Elevation Legend:
= Performance Grade (PG) Rating With Standard Glazing.
E = Meets egress specifications equal or greater than 20" width, 24" height, 5.7 ft².
E* = Meets egress specifications equal or greater than 20" width, 24" height, 5.0 ft².

EXTENDED HALF ROUND UNITS



Elevation Legend:
= Performance Grade (PG) Rating With Standard Glazing.
E = Meets egress specifications equal or greater than 20" width, 24" height, 5.7 ft².
E* = Meets egress specifications equal or greater than 20" width, 24" height, 5.0 ft².

EXTENDED HALF ROUND UNITS

Rough Opening	40"	42"	44"	46"	48"
Frame Width	39 1/2"	41 1/2"	43 1/2"	45 1/2"	47 1/2"
Daylight Opening	36 3/4" / 34 1/4"	38 3/4" / 36 1/4"	40 3/4" / 38 1/4"	42 3/4" / 40 1/4"	44 3/4" / 42 1/4"

Rough Opening	Frame Height	Daylight Opening
46"	45 1/2"	39 3/4"
48"	47 1/2"	41 3/4"
49"	48 1/2"	42 3/4"
50"	49 1/2"	43 3/4"
53"	52 1/2"	46 3/4"

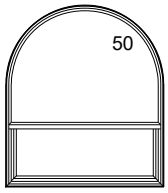

BLVST4046

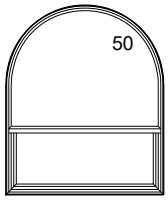

BLVST4048

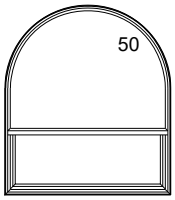

BLVST4248

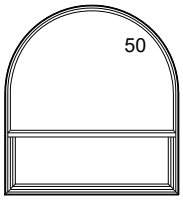

BLVST4448

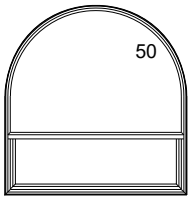

BLVST4648

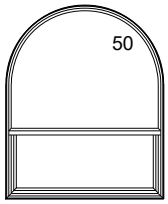

BLVST4049

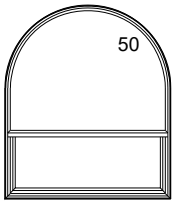

BLVST4249

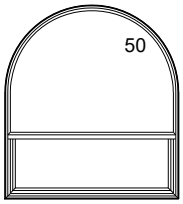

BLVST4449

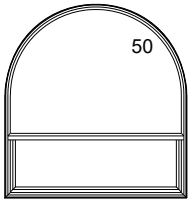

BLVST4649

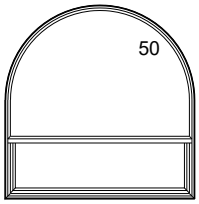

BLVST4849

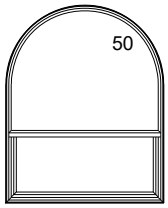

BLVST4050

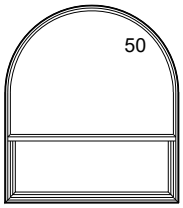

BLVST4450

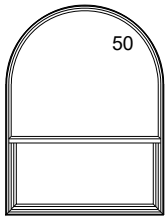

BLVST4053

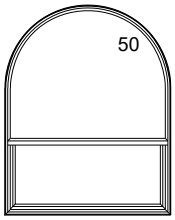

BLVST4253

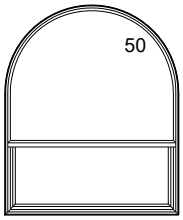

BLVST4453

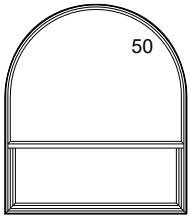

BLVST4653

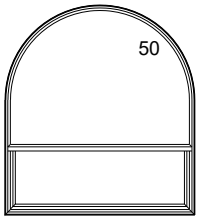

BLVST4853

Elevation Legend:
= Performance Grade (PG) Rating With Standard Glazing.
E = Meets egress specifications equal or greater than 20" width, 24" height, 5.7 ft².
E* = Meets egress specifications equal or greater than 20" width, 24" height, 5.0 ft².

EXTENDED HALF ROUND UNITS

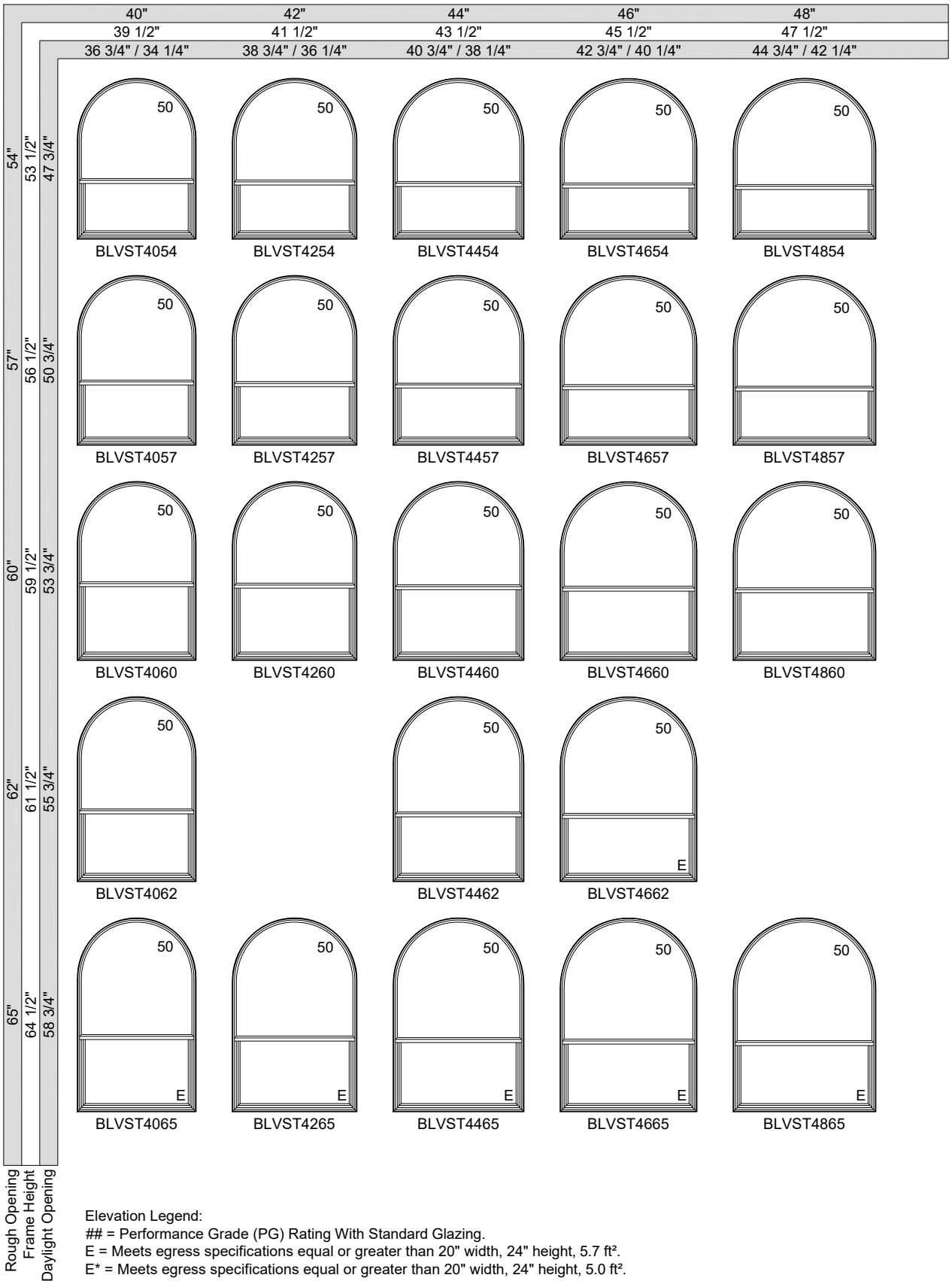

Elevation Legend:
= Performance Grade (PG) Rating With Standard Glazing.
E = Meets egress specifications equal or greater than 20" width, 24" height, 5.7 ft².
E* = Meets egress specifications equal or greater than 20" width, 24" height, 5.0 ft².

EXTENDED HALF ROUND UNITS

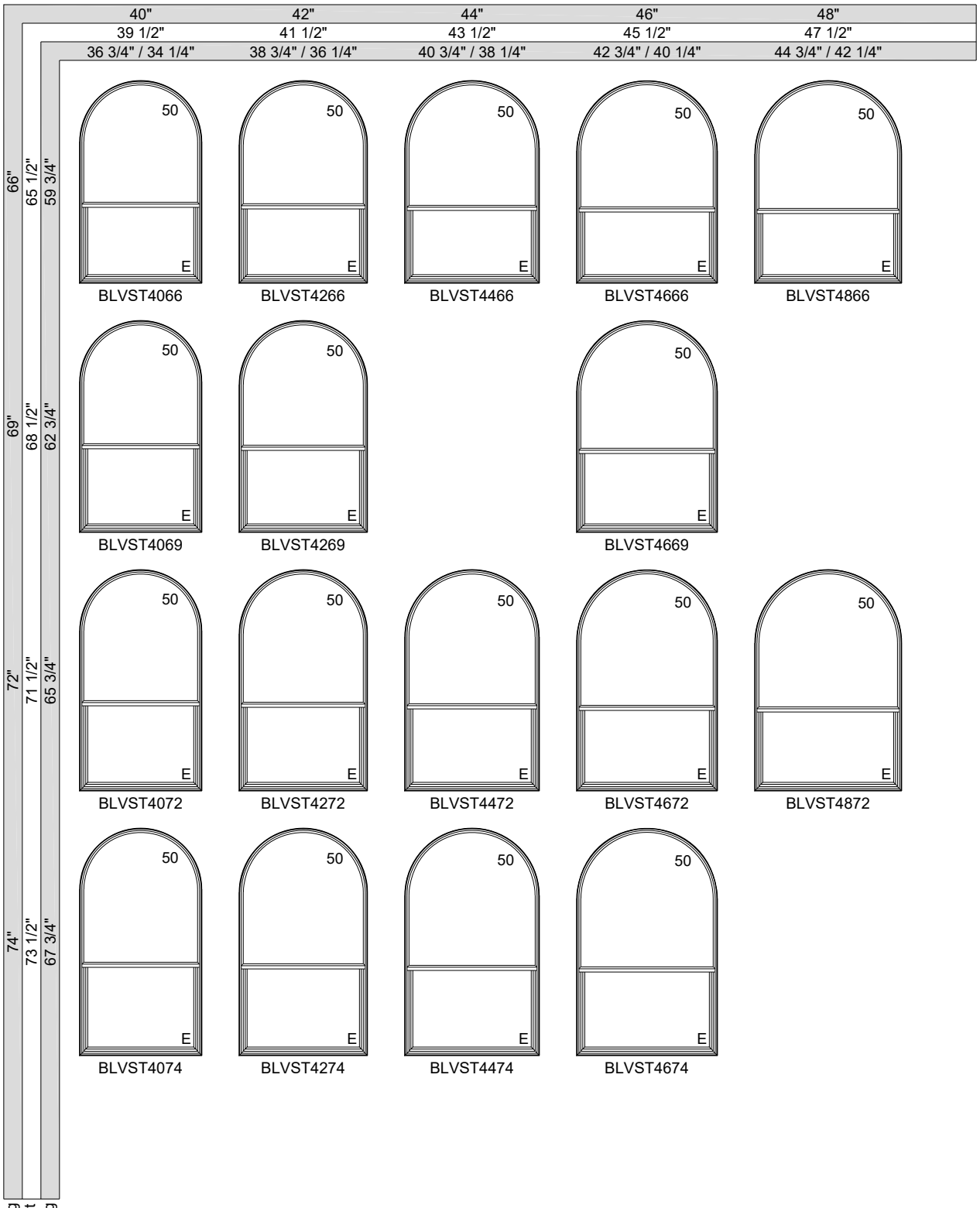

Elevation Legend:
= Performance Grade (PG) Rating With Standard Glazing.
E = Meets egress specifications equal or greater than 20" width, 24" height, 5.7 ft².
E* = Meets egress specifications equal or greater than 20" width, 24" height, 5.0 ft².

EXTENDED HALF ROUND UNITS



Elevation Legend:
= Performance Grade (PG) Rating With Standard Glazing.
E = Meets egress specifications equal or greater than 20" width, 24" height, 5.7 ft².
E* = Meets egress specifications equal or greater than 20" width, 24" height, 5.0 ft².

EXTENDED QUARTER ROUND UNITS

Rough Opening	28"	30"	32"	34"	36"
Frame Width	27 1/2"	29 1/2"	31 1/2"	33 1/2"	35 1/2"
Daylight Opening	24 3/4" / 22 1/4"	26 3/4" / 24 1/4"	28 3/4" / 26 1/4"	30 3/4" / 28 1/4"	32 3/4" / 30 1/4"
53" / 52 1/2" / 46 3/4"	BLVST2853				
54" / 53 1/2" / 47 3/4"	BLVST2854	BLVST3054			
57" / 56 1/2" / 50 3/4"	BLVST2857	BLVST3057	BLVST3257		
60" / 59 1/2" / 53 3/4"	BLVST2860	BLVST3060	BLVST3260	BLVST3460	BLVST3660
62" / 61 1/2" / 55 3/4"	BLVST2862		BLVST3262		BLVST3662

Rough Opening
Frame Height
Daylight Opening

Elevation Legend:
= Performance Grade (PG) Rating With Standard Glazing.
E = Meets egress specifications equal or greater than 20" width, 24" height, 5.7 ft².
E* = Meets egress specifications equal or greater than 20" width, 24" height, 5.0 ft².

EXTENDED QUARTER ROUND UNITS

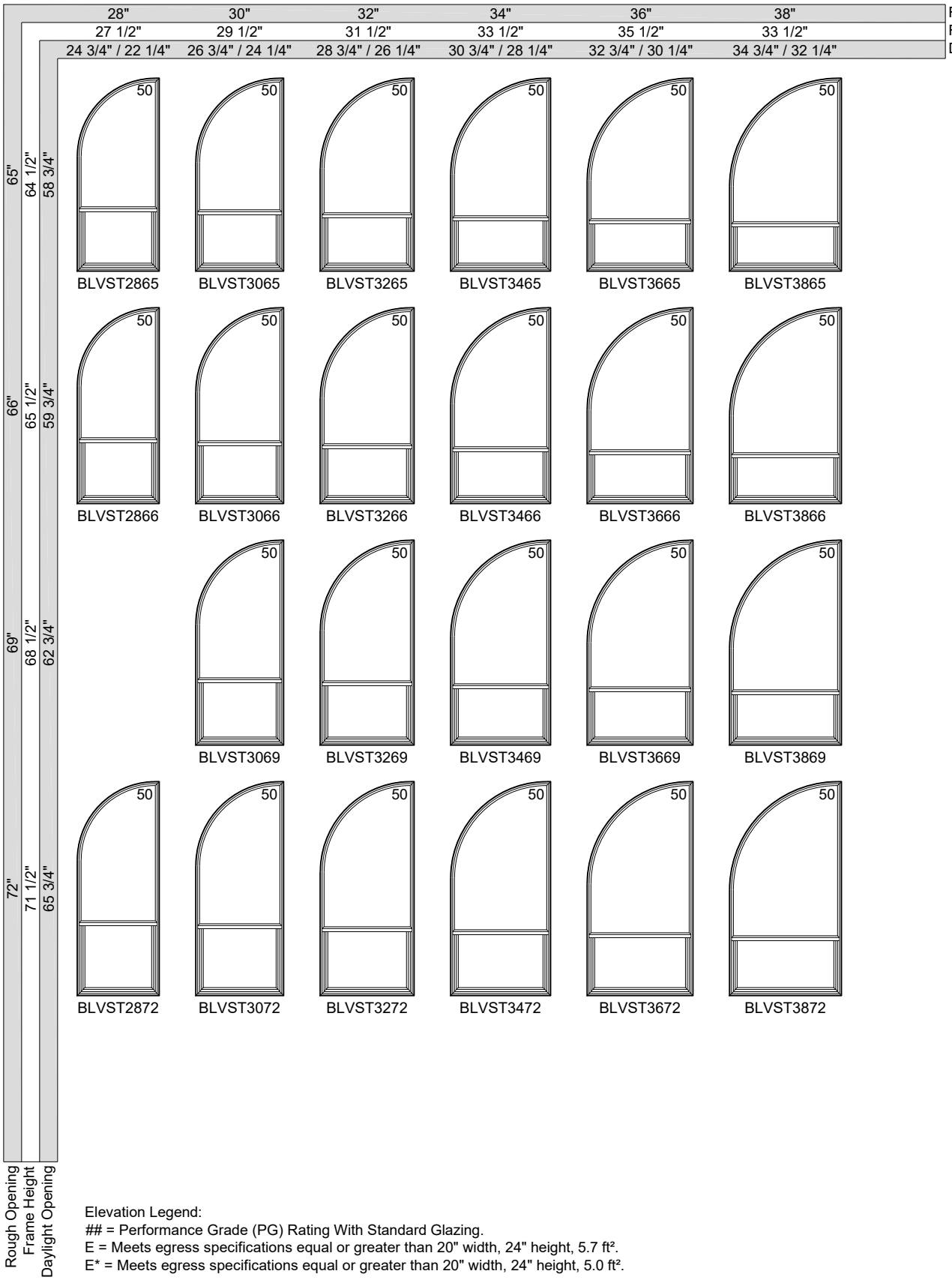

Elevation Legend:
= Performance Grade (PG) Rating With Standard Glazing.
E = Meets egress specifications equal or greater than 20" width, 24" height, 5.7 ft².
E* = Meets egress specifications equal or greater than 20" width, 24" height, 5.0 ft².

EXTENDED QUARTER ROUND UNITS



Elevation Legend:
= Performance Grade (PG) Rating With Standard Glazing.
E = Meets egress specifications equal or greater than 20" width, 24" height, 5.7 ft².
E* = Meets egress specifications equal or greater than 20" width, 24" height, 5.0 ft².

EXTENDED QUARTER ROUND UNITS

Rough Opening	40"	42"	44"	46"	48"
Frame Width	39 1/2"	41 1/2"	43 1/2"	45 1/2"	47 1/2"
Daylight Opening	36 3/4" / 34 1/4"	38 3/4" / 36 1/4"	40 3/4" / 38 1/4"	42 3/4" / 40 1/4"	44 3/4" / 42 1/4"

Rough Opening	Frame Height	Daylight Opening
65"	64 1/2"	58 3/4"
66"	65 1/2"	59 3/4"
69"	68 1/2"	62 3/4"
72"	71 1/2"	65 3/4"



BLVST4065



BLVST4066



BLVST4266



BLVST4069



BLVST4269



BLVST4072



BLVST4272



BLVST4472



BLVST4672

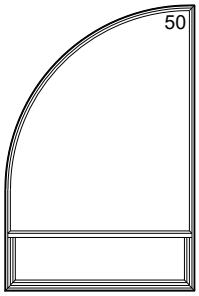

BLVST4872

Elevation Legend:
= Performance Grade (PG) Rating With Standard Glazing.
E = Meets egress specifications equal or greater than 20" width, 24" height, 5.7 ft².
E* = Meets egress specifications equal or greater than 20" width, 24" height, 5.0 ft².

EXTENDED QUARTER ROUND UNITS



Elevation Legend:
= Performance Grade (PG) Rating With Standard Glazing.
E = Meets egress specifications equal or greater than 20" width, 24" height, 5.7 ft².
E* = Meets egress specifications equal or greater than 20" width, 24" height, 5.0 ft².

JELD-WEN®

PREMIUM™ VINYL CASEMENT

Architectural Design Manual
February 2025



TABLE OF CONTENTS

PRODUCT INFORMATION

GRID PATTERNS & GRID OPTIONS ---- 3
TRIM OPTIONS, DRYWALL RETURNS & SILL OPTIONS ---- 4
MULLION OPTIONS ---- 5
CLEAR OPENING FORMULAS ---- 6

SECTION DETAILS

OPERATOR SECTIONS ---- 7
STATIONARY SECTIONS ---- 8
DIRECT SET SECTIONS ---- 9
FLUSH FIN SECTIONS ---- 10
IMPACT OPERATOR SECTIONS ---- 11
IMPACT STATIONARY SECTIONS ---- 12
BAY SECTIONS ---- 13
BAY STANDARD PROJECTIONS ---- 14
BOW SECTIONS ---- 15
BOW STANDARD PROJECTIONS ---- 16

SIZING DETAILS

MIN-MAX SIZING & FORMULAS ---- 17
EGRESS CHARTS ---- 18
SINGLE UNITS – OPERATING ---- 19
SINGLE UNITS – STATIONARY DIRECT SET ---- 21

GRID PATTERNS & GRID OPTIONS

Grid Patterns



Colonial

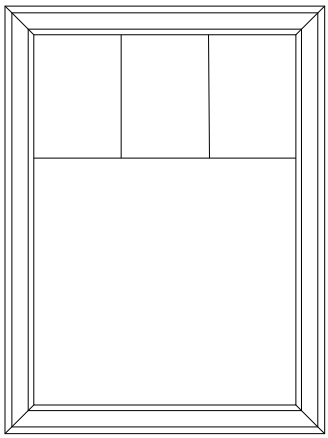

Colonial Top Down

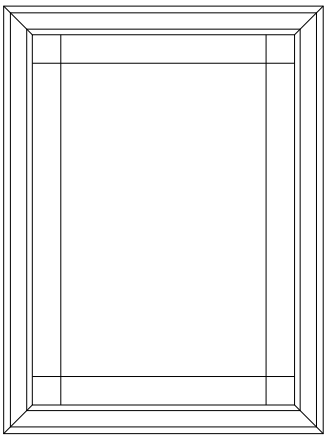

Prairie Glass

Exterior ◄—— Grid Options ——► Interior

SDL Options

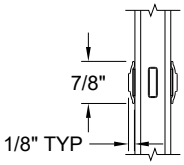

7/8" Contour Slim

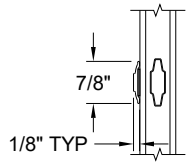

7/8" Contour Slim (exterior only)
With 1" Contour GBG

GBG Options

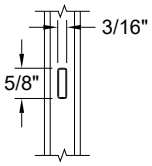

5/8" Flat

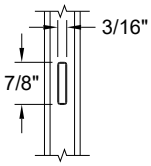

7/8" Flat

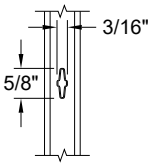

5/8" Contour

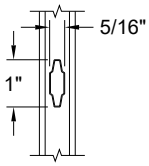

1" Contour

Grid patterns and options may vary by region. Contact JELD-WEN Customer Service for more information.

TRIM OPTIONS, DRYWALL RETURNS & SILL OPTIONS

Trim Options

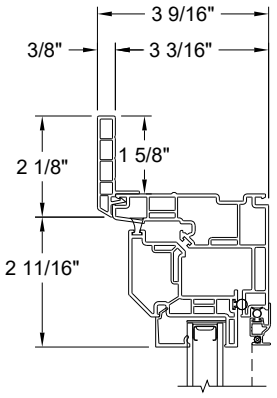

1 5/8" Flush Fin

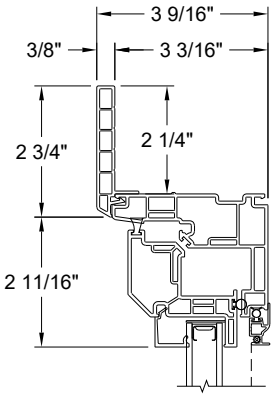

2 1/4" Flush Fin

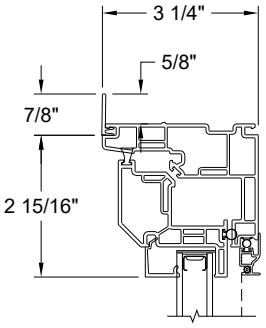

Florida Flange

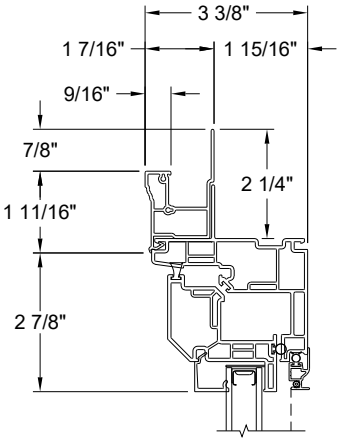

Brickmould

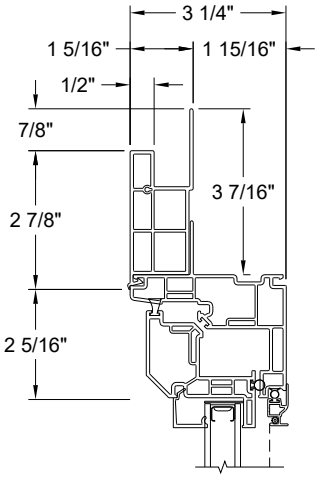

Flat Casing

Drywall Returns

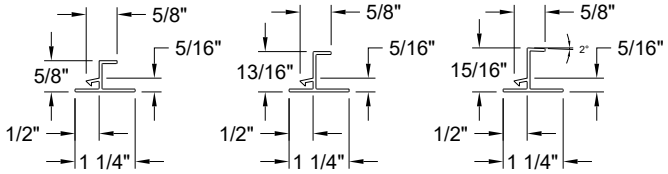

1/2" 11/16" 3/4"

14° Sill Adapter

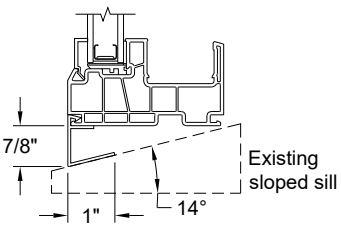

Sill Nose Option

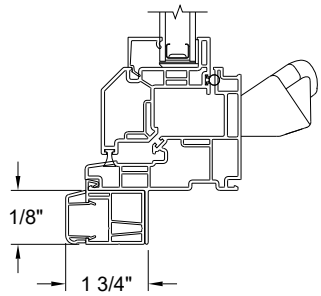

Trim options may vary by region. Contact JELD-WEN Customer Service for more information.

MULLION OPTIONS

Mulled Units

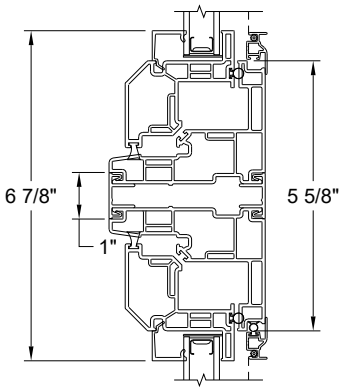

Operator
Operator

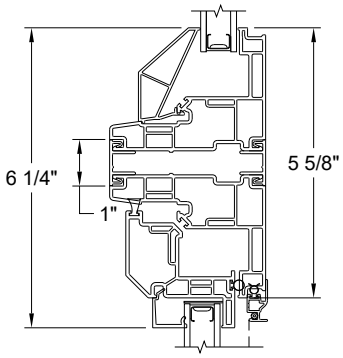

Direct Set
Operator

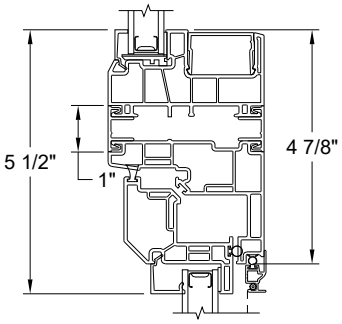

Stationary w/ Track Filler
Operator

Continuous Head and Sill Units

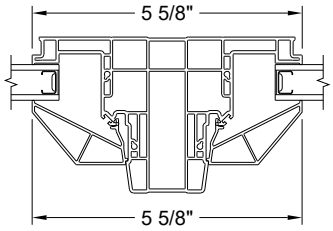

Direct Set | Direct Set

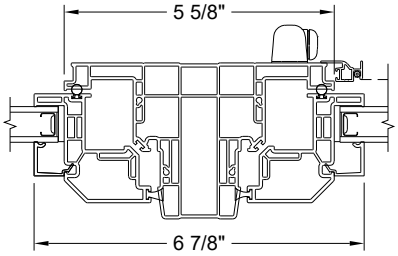

Stationary | Operator

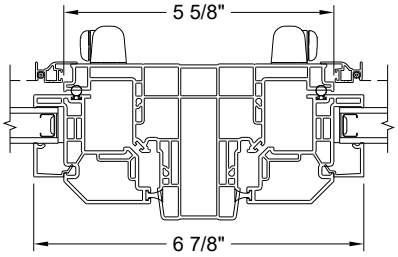

Operator | Operator

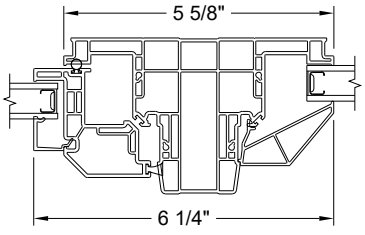

Stationary | Direct Set

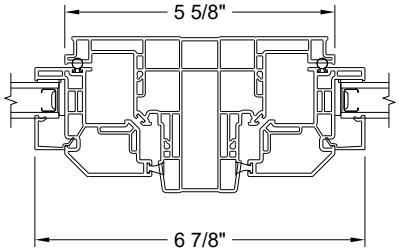

Stationary | Stationary

Note: Not all options are shown. For more details please contact JELD-WEN customer service.

CLEAR OPENING FORMULAS

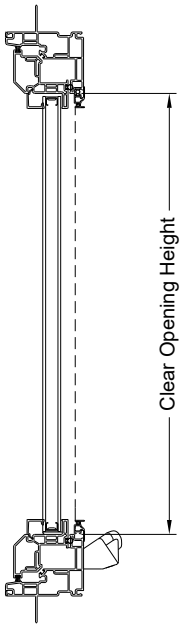



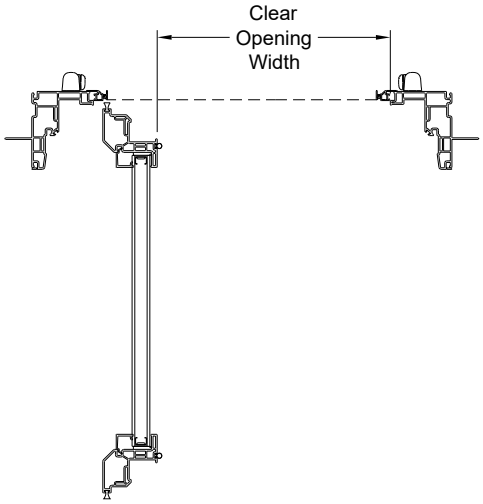

CLEAR OPENING FORMULAS
Standard Hinge
Clear Opening Width = Frame Width - 11 5/8"
Clear Opening Height = Frame Height - 5 1/8"
Egress Hinge
Clear Opening Width = Frame Width - 7 1/4"
Clear Opening Height = Frame Height - 5 1/8"

OPERATOR SECTIONS

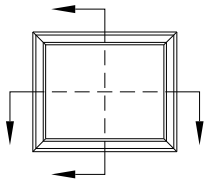

Not To Scale - Reference Only

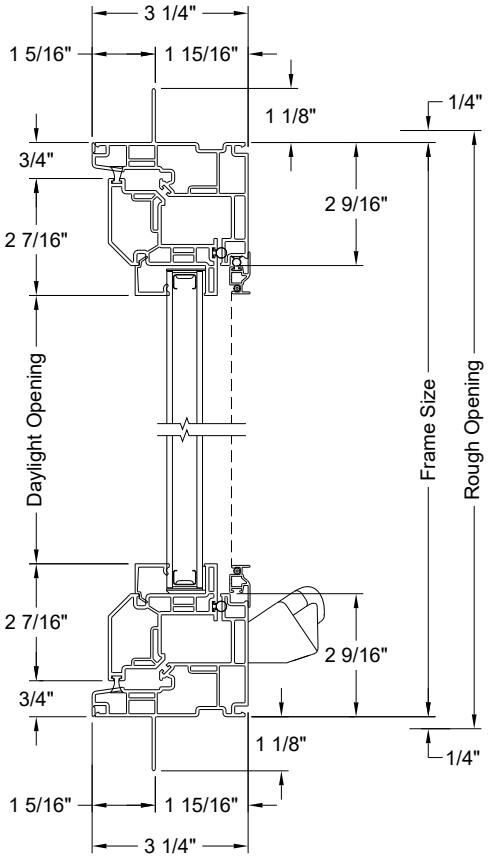

Single

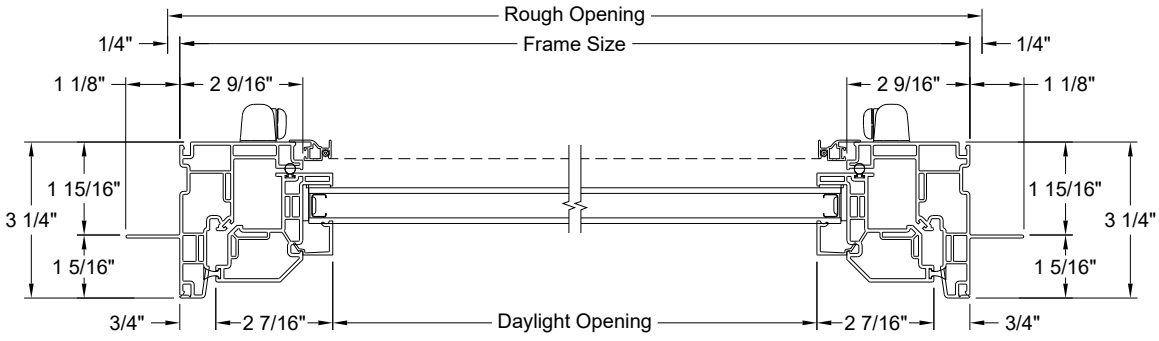

2 Wide

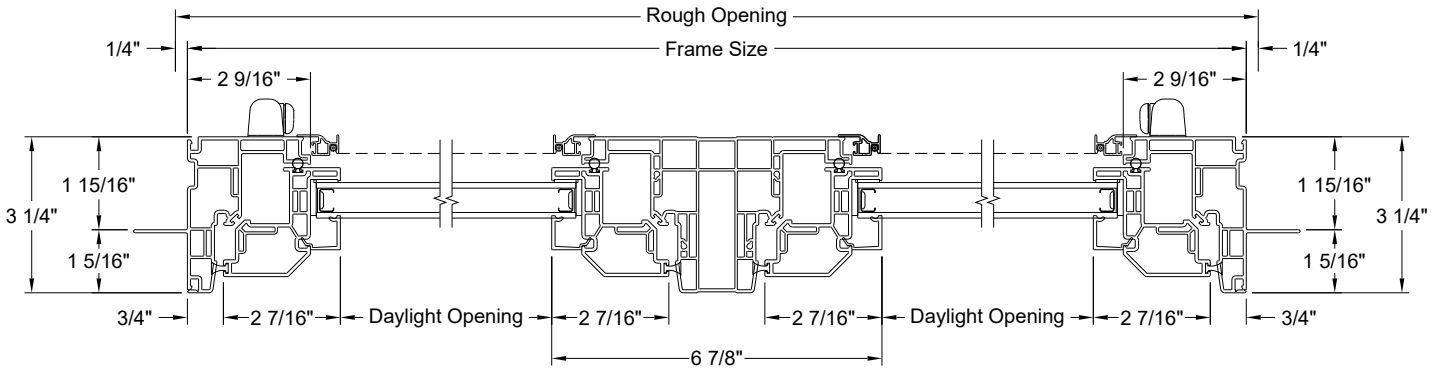

Note: Nail fin removed for Block Frame applications.

STATIONARY SECTIONS

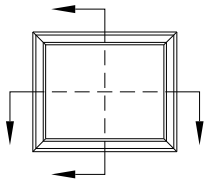

Not To Scale - Reference Only

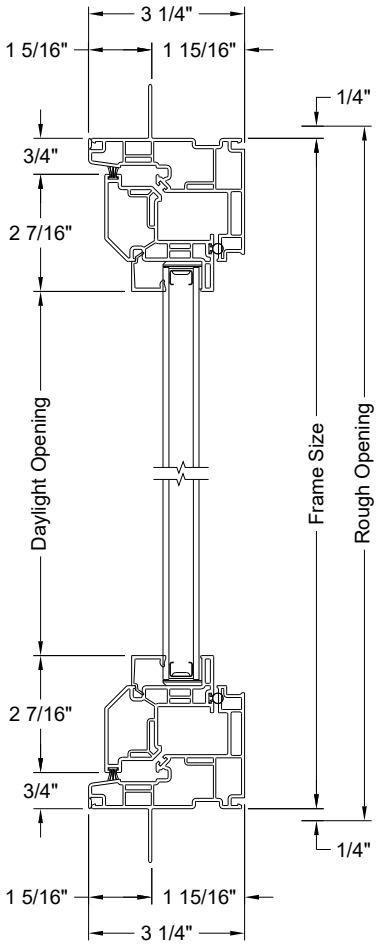

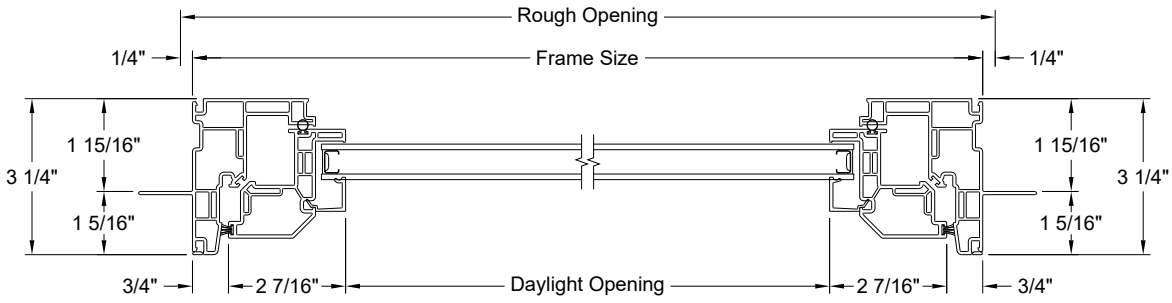

Note: Nail fin removed for Block Frame applications.

DIRECT SET SECTIONS

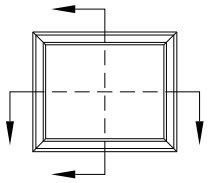

Not To Scale - Reference Only

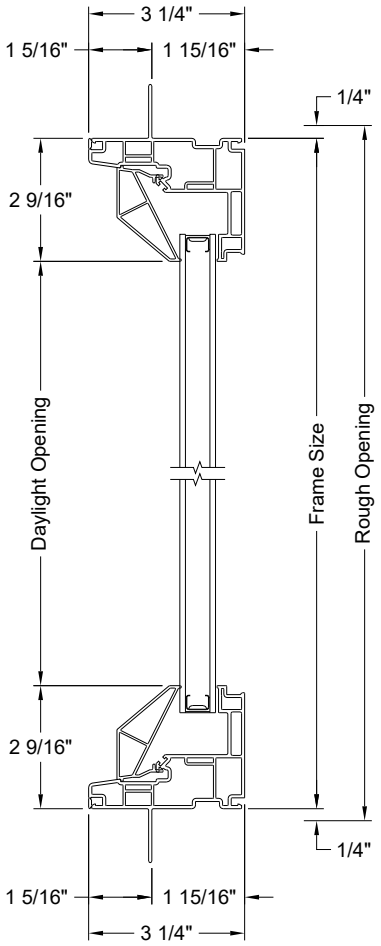

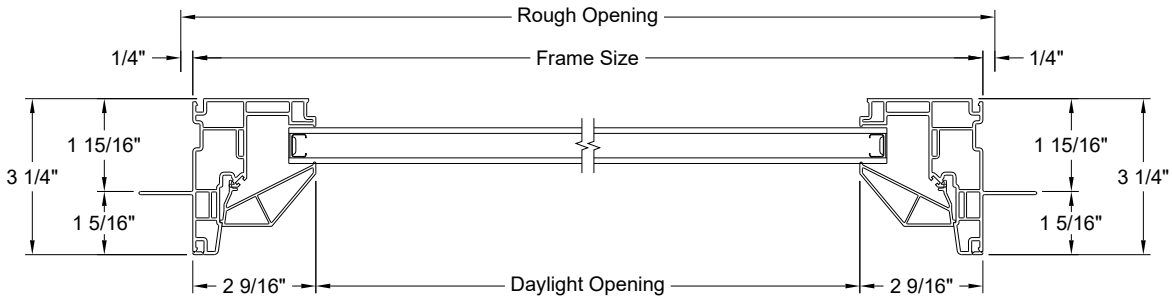

Note: Nail fin removed for Block Frame applications.

FLUSH FIN SECTIONS

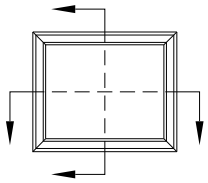

Not To Scale - Reference Only

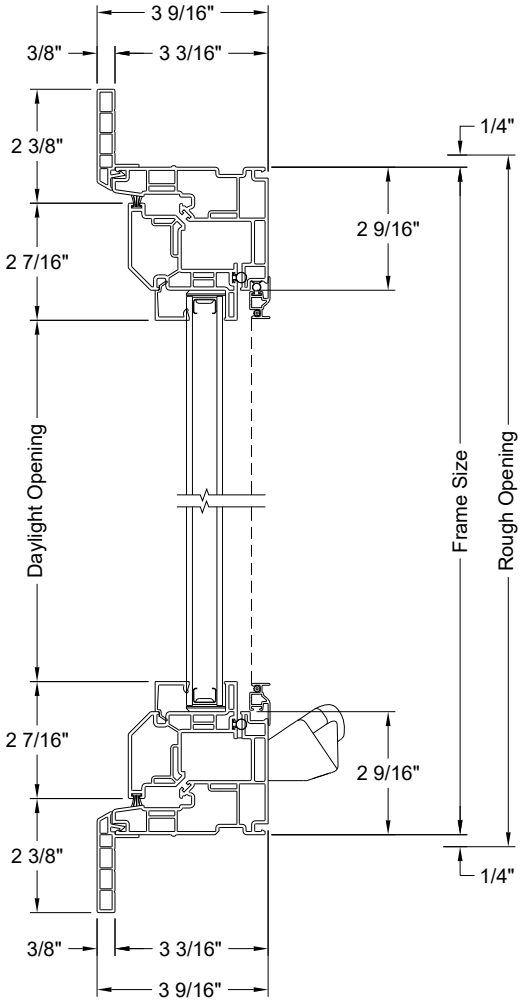

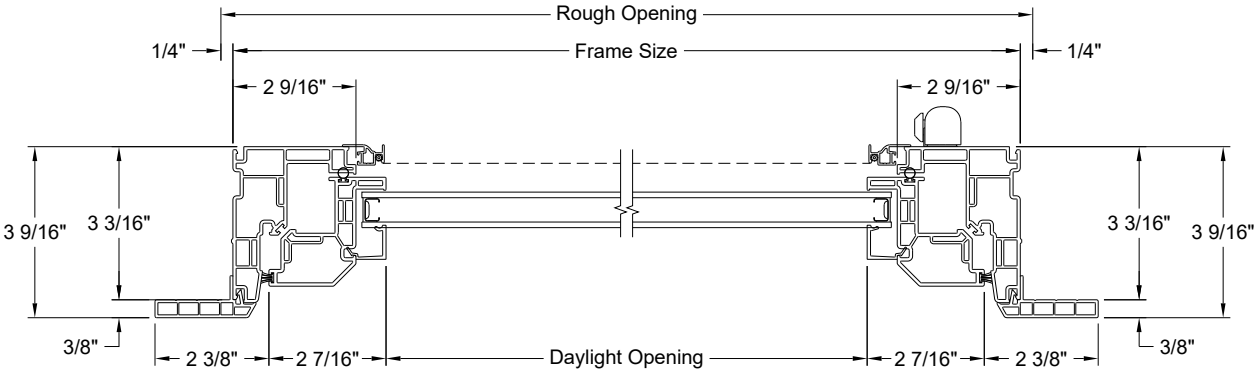

IMPACT OPERATOR SECTIONS

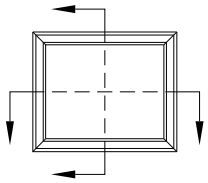

Not To Scale - Reference Only

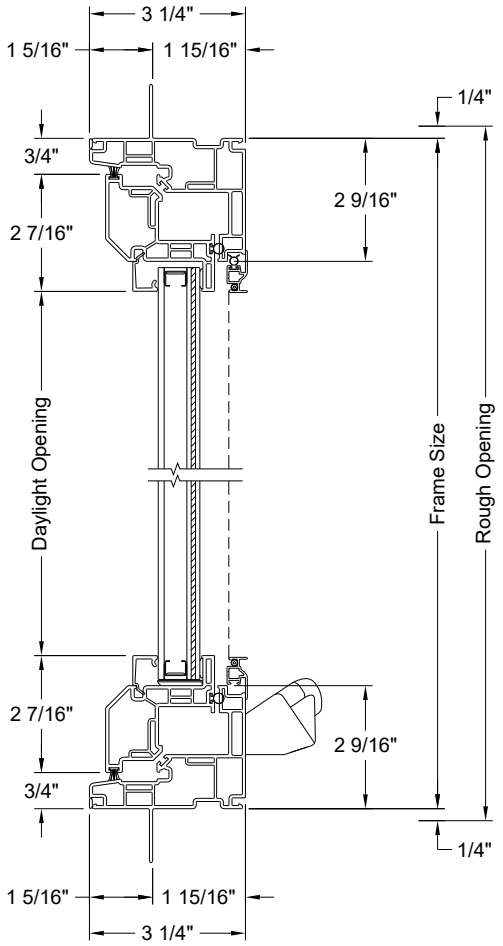

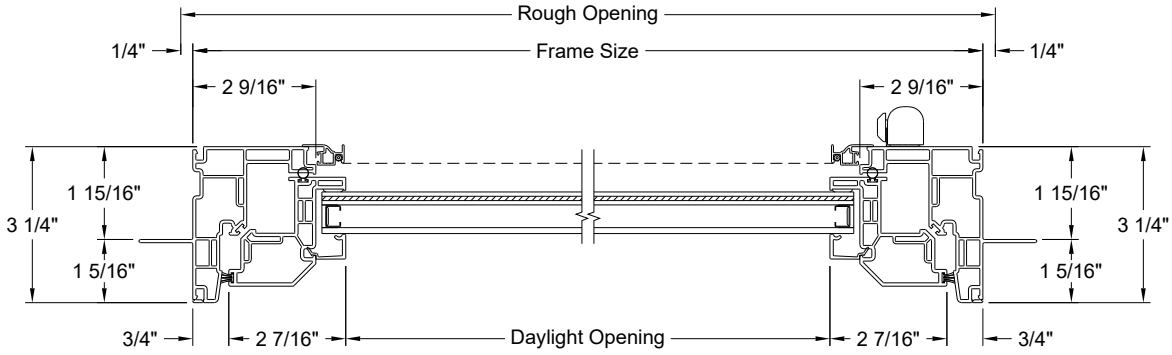

Note: Nail fin removed for Block Frame applications.

IMPACT STATIONARY SECTIONS

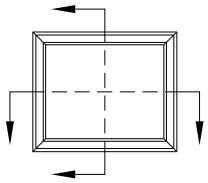

Not To Scale - Reference Only

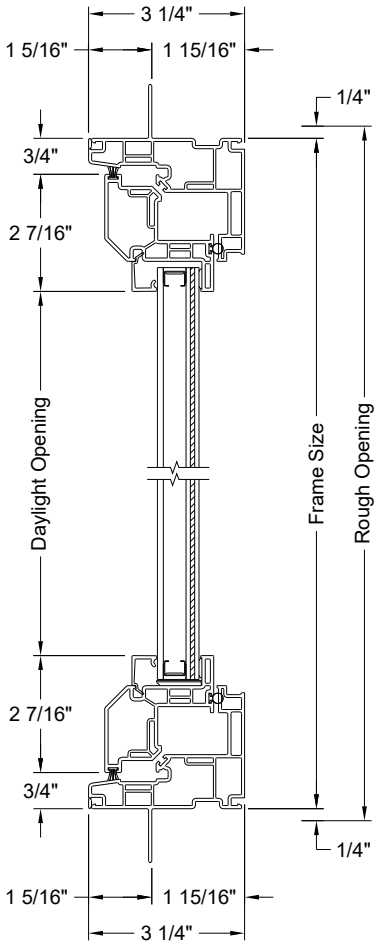

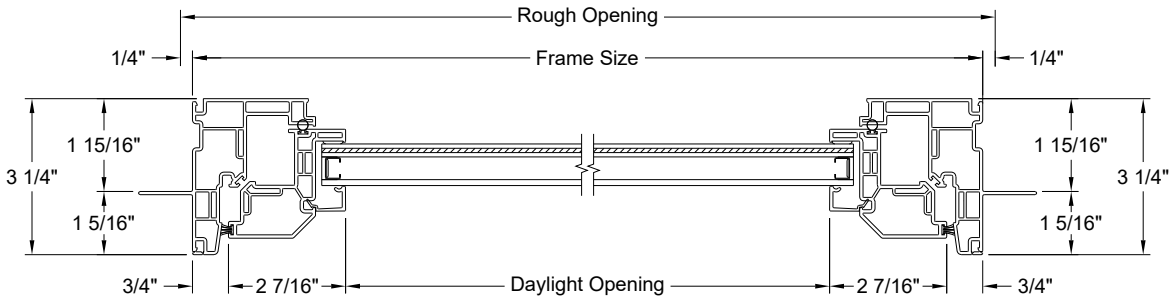

Note: Nail fin removed for Block Frame applications.

BAY SECTIONS

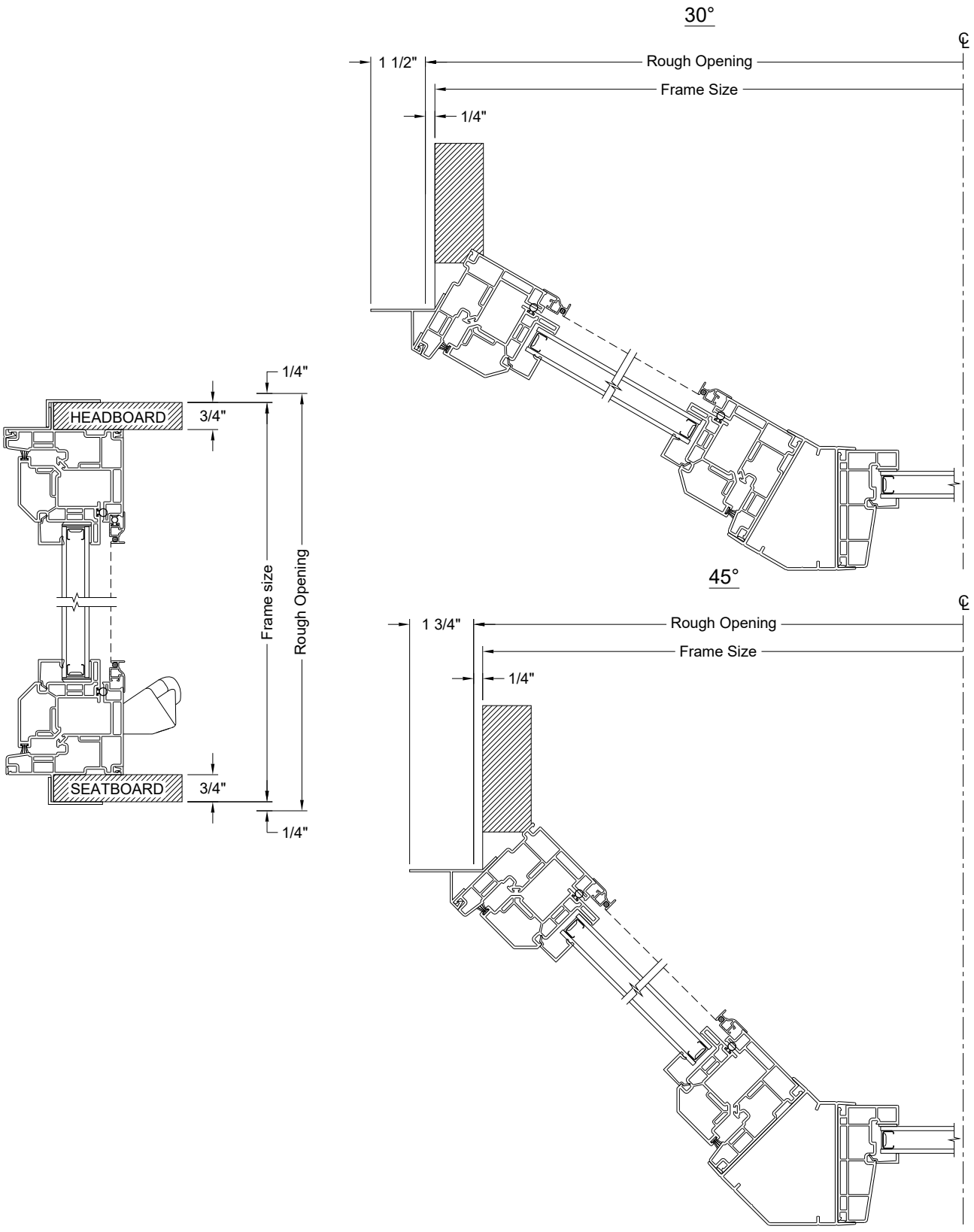

BAY STANDARD PROJECTIONS

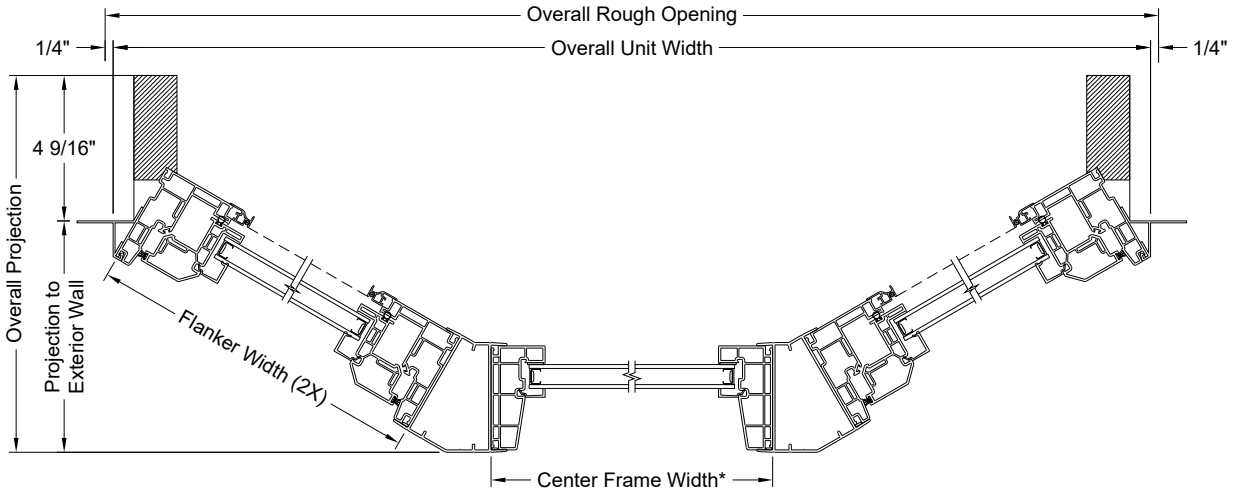

30° Bay				
Flanker Width	Overall Unit Width*	Overall Rough Opening*	Projection to Exterior Wall	Overall Projection
17 1/2"	69 7/8"	70 3/8"	10 1/2"	15 1/8"
23 1/2"	80 5/16"	80 13/16"	13 1/2"	18 1/8"
27 1/2"	87 3/16"	87 11/16"	15 1/2"	20 1/8"
29 1/2"	90 11/16"	91 3/16"	16 1/2"	21 1/8"
35 1/2"	101"	101 1/2"	19 1/2"	24 1/8"

45° Bay				
Flanker Width	Overall Unit Width*	Overall Rough Opening*	Projection to Exterior Wall	Overall Projection
17 1/2"	65 1/8"	65 5/8"	14 5/8"	19 3/16"
23 1/2"	73 5/8"	74 1/8"	18 7/8"	23 7/16"
27 1/2"	79 5/16"	79 13/16"	21 3/4"	26 5/16"
29 1/2"	82 1/8"	82 5/8"	23 1/8"	27 11/16"
35 1/2"	90 5/8"	91 1/8"	27 3/8"	31 15/16"

Note: 30° bay shown for reference only.
Table values calculated using 4 9/16" jamb depths and a standard nail fin.
Table sizes are representative, other sizes are available.
* Overall Unit Width and Overall Rough Opening calculated using a 35 1/2" Center Frame Width. To calculate the values with a different Center Frame Width, add the difference of the Center Frame Widths to the overall width values.

BOW SECTIONS

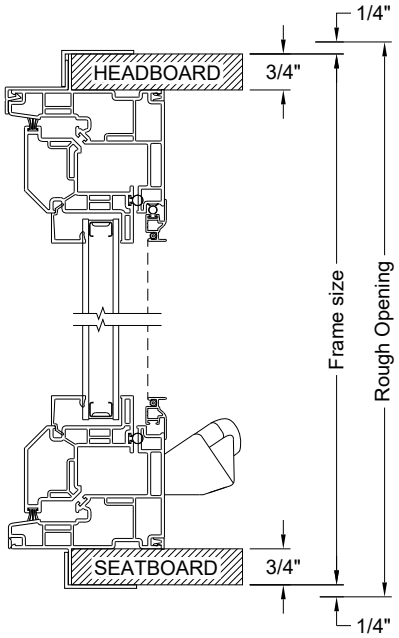

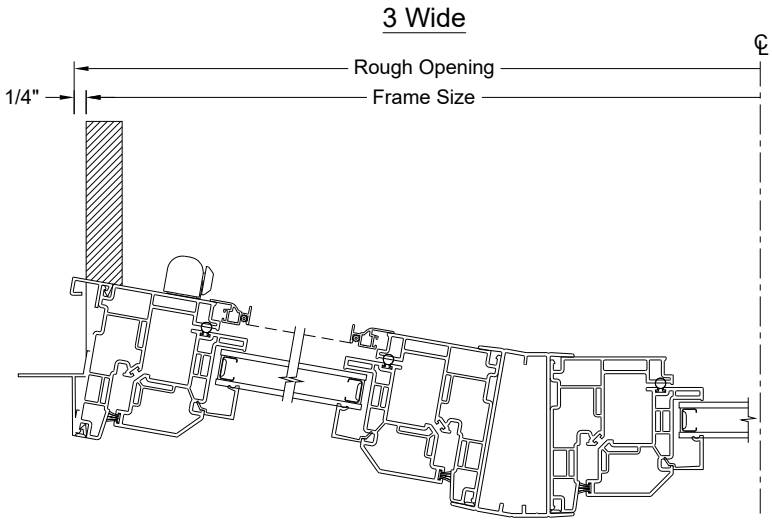

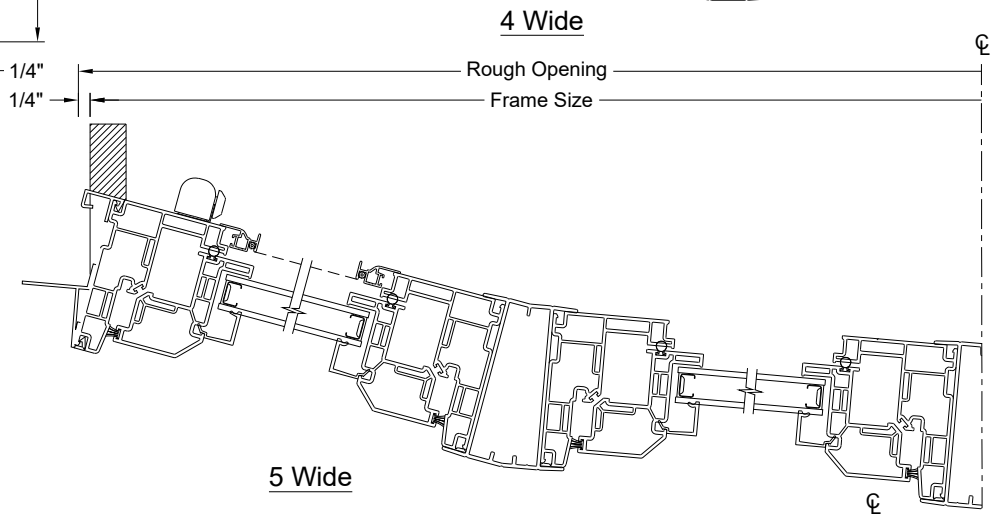

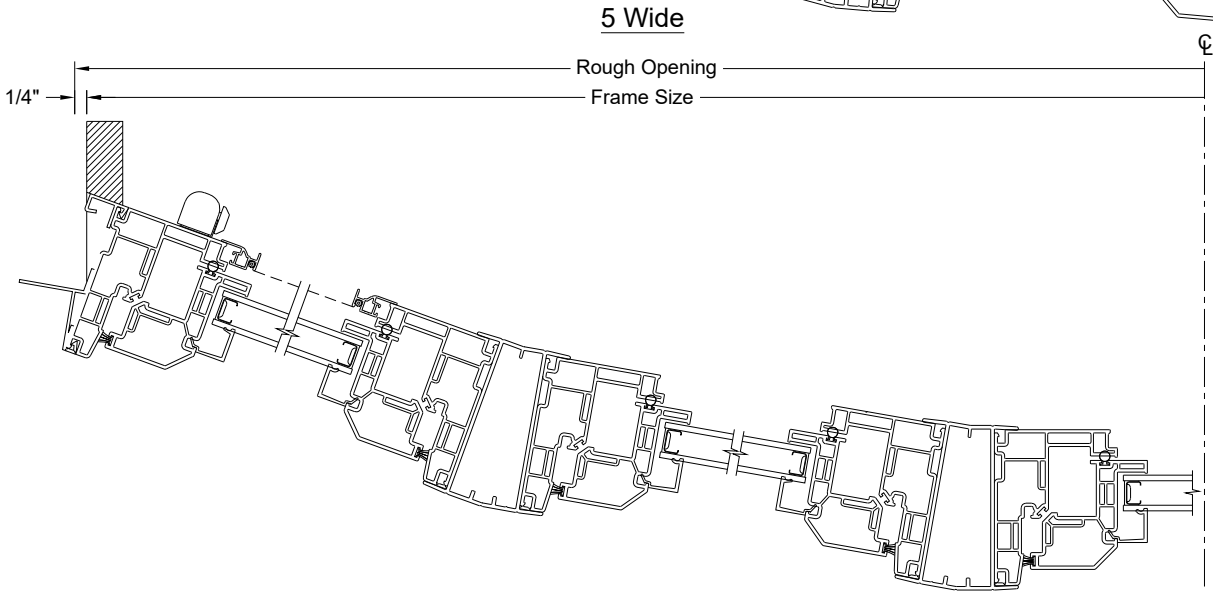

BOW STANDARD PROJECTIONS

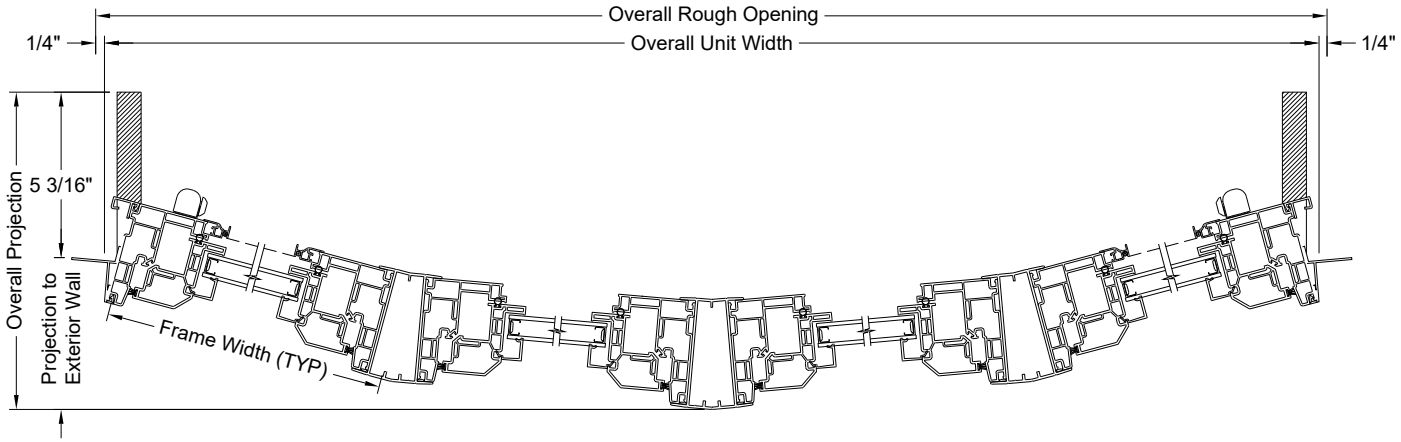

3 Wide Bow				
Flanker Width	Overall Unit Width	Overall Rough Opening	Projection to Exterior Wall	Overall Projection
17 1/2"	50 5/8"	51 1/8"	2 15/16"	7 1/2"
23 1/2"	66 3/4"	67 1/4"	3 7/8"	8 7/16"
27 1/2"	80 3/8"	80 7/8"	4 11/16"	9 1/4"
29 1/2"	86 5/16"	86 13/16"	5 1/8"	9 5/8"
35 1/2"	104 1/8"	104 5/8"	6 1/16"	10 5/8"

4 Wide Bow				
Flanker Width	Overall Unit Width	Overall Rough Opening	Projection to Exterior Wall	Overall Projection
17 1/2"	72 1/2"	73"	6 3/8"	10 15/16"
23 1/2"	96 1/4"	96 3/4"	8 7/16"	13"
27 1/2"	111 15/16"	112 7/16"	9 13/16"	14 3/8"
29 1/2"	116 3/4"	120 5/16"	10 1/2"	15 1/16"
35 1/2"	143 5/16"	143 13/16"	12 5/8"	17 3/16"

5 Wide Bow				
Flanker Width	Overall Unit Width	Overall Rough Opening	Projection to Exterior Wall	Overall Projection
17 1/2"	90 1/8"	90 5/8"	9 1/2"	14 1/16"
23 1/2"	119 1/4"	119 3/4"	12 5/8"	17 3/16"
27 1/2"	128 15/16"	129 7/16"	13 11/16"	18 1/4"
29 1/2"	148 5/16"	148 13/16"	15 11/16"	20 1/4"
35 1/2"	177 7/16"	177 15/16"	18 13/16"	23 3/8"

Note: 4 wide bow shown for reference only.
Table values calculated using 4 9/16" jamb depths and a standard nail fin.
Table sizes are representative, other sizes are available.

MIN-MAX SIZING & FORMULAS

In-Sash Casement

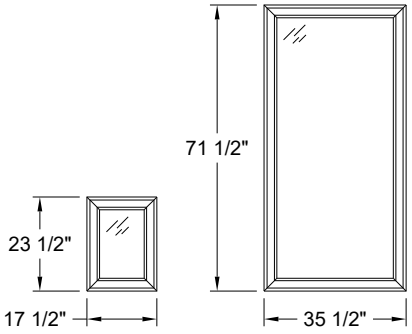

Minimum Size: 17 1/2" x 23 1/2"
Maximum Size: 35 1/2" x 71 1/2"

Direct Set Casement

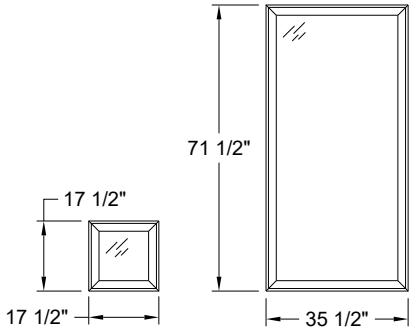

Minimum Size: 17 1/2" x 17 1/2"
Maximum Size: 35 1/2" x 71 1/2"

Standard Widths				
17 1/2"	23 1/2"	27 1/2"	29 1/2"	35 1/2"
Standard Heights				
*17 1/2"	23 1/2"	29 1/2"	35 1/2"	41 1/2"
47 1/2"	53 1/2"	59 1/2"	65 1/2"	71 1/2"

* Direct Set Only

Understanding JELD-WEN Book Codes:

Premium™ Vinyl Casement	Prefix	Width Code	Height Code
Operator	PRVCMT	WW	HH
Stationary			
Direct Set			

Sample Book Code:
PRVCMT2836 = Premium™ Vinyl Casement, 27 1/2" x 35 1/2" Frame Size

Formulas	
Rough Opening	(Frame Width + 1/2") x (Frame Height + 1/2")
Masonry Opening	(Overall Width + 1/2") x (Overall Height + 1/2")
Daylight Opening ft²	
Operator	((Frame Width - 6 3/8") x (Frame Height - 6 3/8"))/144
Stationary	((Frame Width - 6 3/8") x (Frame Height - 6 3/8"))/144
Direct Set	((Frame Width - 5 1/8") x (Frame Height - 5 1/8"))/144
Clear Opening ft²	
Standard Hinge	((Frame Width - 11 5/8") - (Frame Height - 5 1/8"))/144
Egress Hinge	((Frame Width - 7 1/4") - (Frame Height - 5 1/8"))/144

Note: "Overall" dimensions include frame and trim.

Unit elevations are shown without exterior trim.

EGRESS CHARTS

Standard Hinge

Height \ Width	17 1/2"	23 1/2"	27 1/2"	29 1/2"	35 1/2"
23 1/2"	0.75 ft²	1.52 ft²	2.03 ft²	2.28 ft²	3.05 ft²
29 1/2"	0.99 ft²	2.01 ft²	2.69 ft²	3.03 ft²	4.04 ft²
35 1/2"	1.24 ft²	2.50 ft²	3.35 ft²	3.77 ft²	5.04 ft²
41 1/2"	1.48 ft²	3.00 ft²	4.01 ft²	4.52 ft²	6.03 ft²
47 1/2"	1.73 ft²	3.49 ft²	4.67 ft²	5.26 ft²	7.03 ft²
53 1/2"	1.97 ft²	3.99 ft²	5.33 ft²	6.00 ft²	8.02 ft²
59 1/2"	2.22 ft²	4.48 ft²	5.99 ft²	6.75 ft²	9.02 ft²
65 1/2"	2.46 ft²	4.98 ft²	6.66 ft²	7.49 ft²	10.01 ft²
71 1/2"	2.71 ft²	5.47 ft²	7.32 ft²	8.24 ft²	11.00 ft²

Maximum Opening Hinge

Height \ Width	17 1/2"	23 1/2"	27 1/2"	29 1/2"	35 1/2"
23 1/2"	-	-	2.58 ft²	2.84 ft²	3.60 ft²
29 1/2"	-	-	3.43 ft²	3.77 ft²	4.78 ft²
35 1/2"	-	-	4.27 ft²	4.69 ft²	5.96 ft²
41 1/2"	-	-	5.12 ft²	5.62 ft²	7.14 ft²
47 1/2"	-	-	5.96 ft²	6.55 ft²	8.31 ft²
53 1/2"	-	-	6.80 ft²	7.47 ft²	9.49 ft²
59 1/2"	-	-	7.65 ft²	8.40 ft²	10.67 ft²
65 1/2"	-	-	8.49 ft²	9.33 ft²	11.84 ft²
71 1/2"	-	-	9.33 ft²	10.26 ft²	13.02 ft²

###	Meets 2nd floor and above egress specifications ≥ to 20" width, 24" height, and 5.7 ft².
###	Meets 1st floor egress specifications ≥ to 20" width, 24" height, and 5.0 ft².
###	Indicates Clear Opening square footage (ft²).

Refer to local building codes for egress requirements.

SINGLE UNITS - OPERATING



Elevation Legend:
= Maximum Performance Grade (PG) rating with standard glazing.
I = Impact rated available.
S = Stationary Insash units available.
Egress shown for Standard Hinge only. Refer to Egress Charts page for Maximum Opening Hinge egress.
E = Unit meets egress - clear opening ≥ 20" width, 24" height and 5.7 ft².
E* = Unit meets egress (1st floor) - clear opening ≥ 20" width, 24" height and 5.0 ft²

SINGLE UNITS - OPERATING



Elevation Legend:
= Maximum Performance Grade (PG) rating with standard glazing.
I = Impact rated available.
S = Stationary Insash units available.
Egress shown for Standard Hinge only. Refer to Egress Charts page for Maximum Opening Hinge egress.
E = Unit meets egress - clear opening ≥ 20" width, 24" height and 5.7 ft².
E* = Unit meets egress (1st floor) - clear opening ≥ 20" width, 24" height and 5.0 ft²

SINGLE UNITS - STATIONARY DIRECT SET



Elevation Legend:
= Maximum Performance Grade (PG) rating with standard glazing.
I = Impact rated available.
S = Stationary Insash units available.
Egress shown for Standard Hinge only. Refer to Egress Charts page for Maximum Opening Hinge egress.
E = Unit meets egress - clear opening ≥ 20" width, 24" height and 5.7 ft².
E* = Unit meets egress (1st floor) - clear opening ≥ 20" width, 24" height and 5.0 ft²

SINGLE UNITS - STATIONARY DIRECT SET



Elevation Legend:
= Maximum Performance Grade (PG) rating with standard glazing.
I = Impact rated available.
S = Stationary Insash units available.
Egress shown for Standard Hinge only. Refer to Egress Charts page for Maximum Opening Hinge egress.
E = Unit meets egress - clear opening ≥ 20" width, 24" height and 5.7 ft².
E* = Unit meets egress (1st floor) - clear opening ≥ 20" width, 24" height and 5.0 ft²

SINGLE UNITS - STATIONARY DIRECT SET



Elevation Legend:
= Maximum Performance Grade (PG) rating with standard glazing.
I = Impact rated available.
S = Stationary Insash units available.
Egress shown for Standard Hinge only. Refer to Egress Charts page for Maximum Opening Hinge egress.
E = Unit meets egress - clear opening ≥ 20" width, 24" height and 5.7 ft².
E* = Unit meets egress (1st floor) - clear opening ≥ 20" width, 24" height and 5.0 ft²

SINGLE UNITS - STATIONARY DIRECT SET



Elevation Legend:
= Maximum Performance Grade (PG) rating with standard glazing.
I = Impact rated available.
S = Stationary Insash units available.
Egress shown for Standard Hinge only. Refer to Egress Charts page for Maximum Opening Hinge egress.
E = Unit meets egress - clear opening ≥ 20" width, 24" height and 5.7 ft².
E* = Unit meets egress (1st floor) - clear opening ≥ 20" width, 24" height and 5.0 ft²

JELD-WEN®

BUILDERS™ VINYL FIXED WINDOW

Architectural Design Manual

February 2025



TABLE OF CONTENTS

PRODUCT INFORMATION

STANDARD WINDOW SHAPES ---- 3
GRID OPTIONS & SILL OPTION ---- 4
GRID PATTERNS ---- 5
MULLION OPTIONS ---- 6

SECTION DETAILS

FIXED SINGLE-HUNG / HORIZONTAL SLIDER STANDARD SECTIONS ---- 7
FIXED SINGLE-HUNG / HORIZONTAL SLIDER TRACK FILLER FRAME SECTIONS ---- 8
FIXED SINGLE-HUNG / HORIZONTAL SLIDER TRACK FILLER BLOCK FRAME SECTIONS ---- 9
FIXED SINGLE-HUNG / HORIZONTAL SLIDER FLUSH FIN FRAME SECTIONS ---- 10
FIXED SINGLE-HUNG / HORIZONTAL SLIDER 2 WIDE HORIZONTAL SECTIONS ---- 11
FIXED SINGLE-HUNG / HORIZONTAL SLIDER 10° BOW VERTICAL SECTION ---- 12
FIXED SINGLE-HUNG / HORIZONTAL SLIDER 10° BOW HORIZONTAL SECTIONS ---- 13
FIXED DOUBLE-HUNG STANDARD SECTIONS ---- 14

SIZING DETAILS

MIN-MAX STANDARD SIZING & FORMULAS ---- 15
RECTANGLE UNITS ---- 16
FULL ROUND UNITS ---- 46
HALF ROUND UNITS ---- 48
EXTENDED HALF ROUND UNITS ---- 51
QUARTER ROUND UNITS ---- 59
EXTENDED QUARTER ROUND UNITS ---- 64
OVAL UNITS ---- 69

STANDARD WINDOW SHAPES


Rectangle


Full Round


Half Round


Extended Half Round

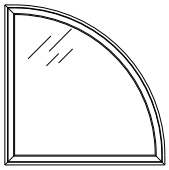
Quarter Round

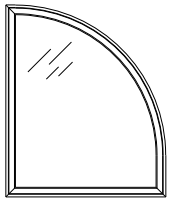
Extended Quarter Round


Circle Segment


Extended Circle Segment

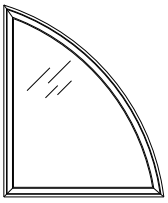
Quarter Segment


Extended Quarter Segment

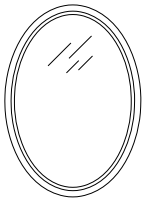
Oval

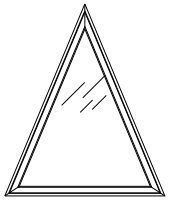
Triangle

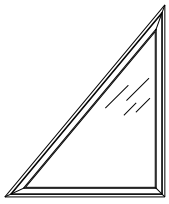
Right Triangle

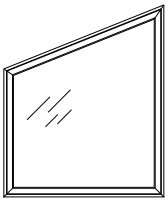
Trapezoid

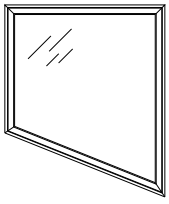
Inverted Trapezoid

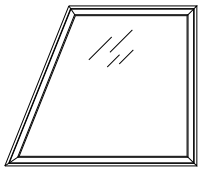
Sideways Trapezoid

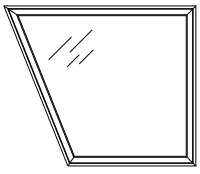
Inverted Sideways Trapezoid

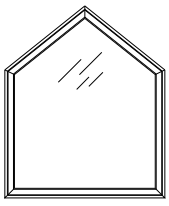
Pentagon


Clipped Corner


Octagon

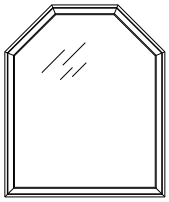
Octagon Top

GRID OPTIONS & SILL OPTION

Grid Options - Rectangle

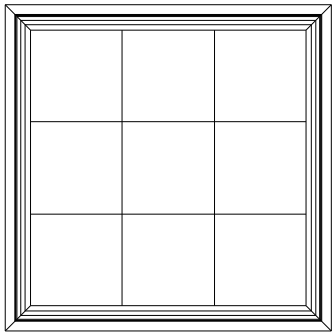

Colonial

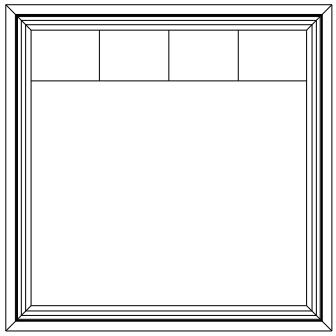

Colonial from Top Down

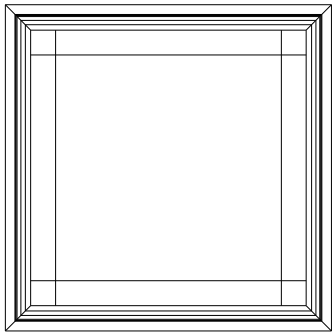

Prairie Glass

Exterior ◄—— SDL Options ——► Interior

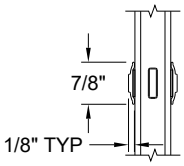

7/8" Contour Slim

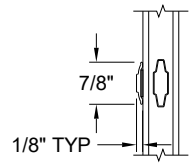

7/8" Contour Slim (exterior only)
With 1" Contour GBG

GBG Options

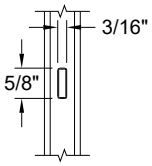

5/8" Flat

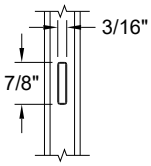

7/8" Flat

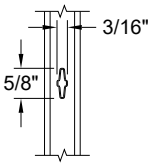

5/8" Contour

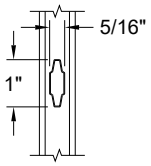

1" Contour

Sill Nose Option

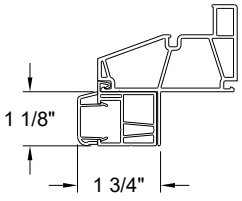

Grid patterns and options may vary by region. Contact JELD-WEN Customer Service for more information.

GRID PATTERNS

Full Round

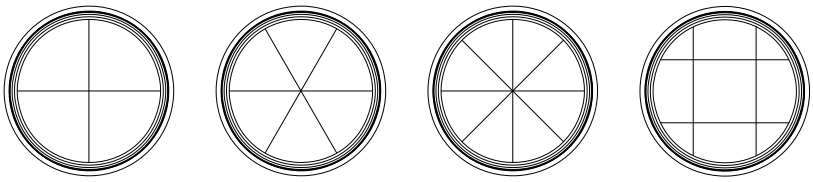

Half Round

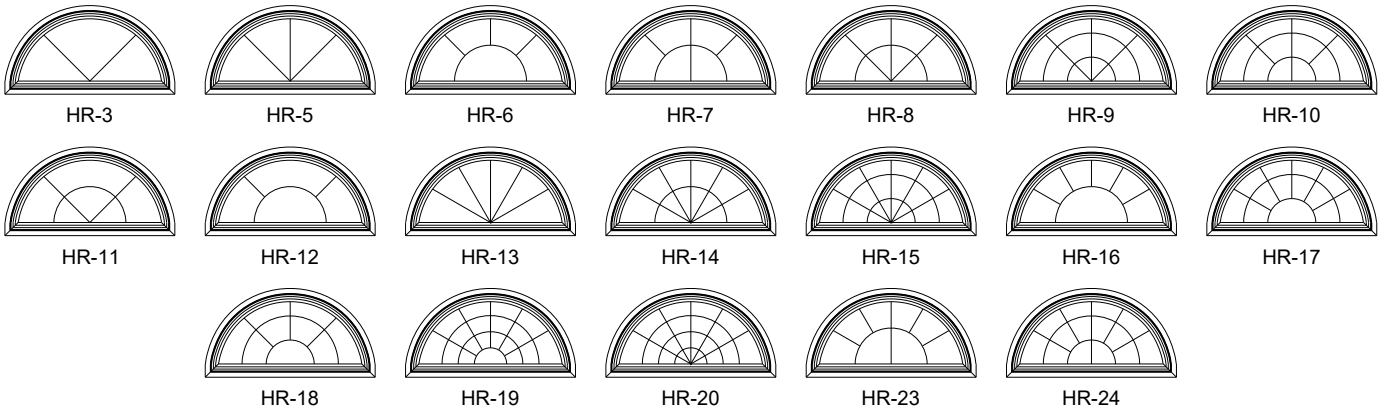

Quarter Round

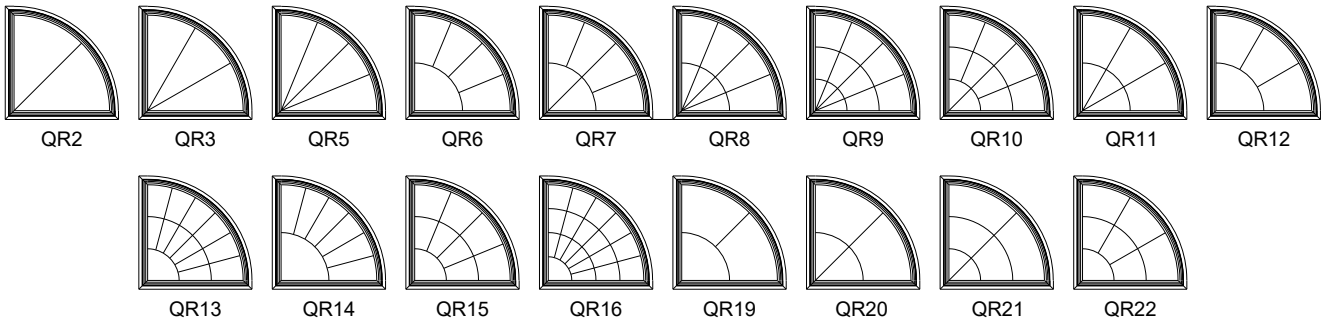

Extended Segment Head

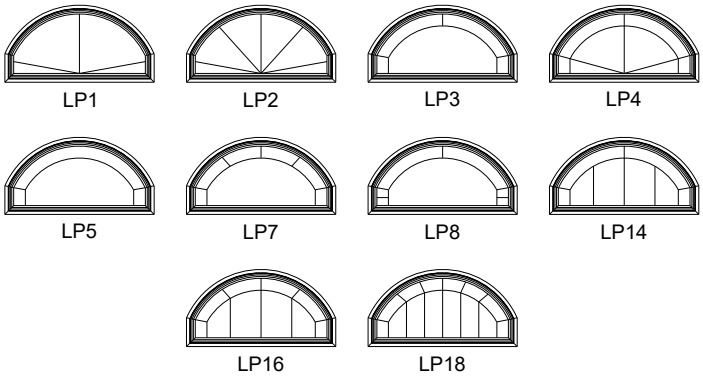

Extended Half Round

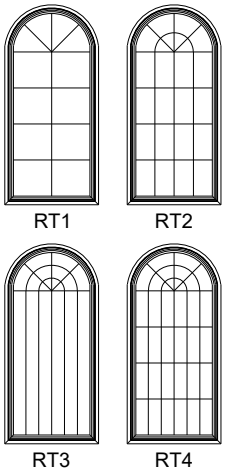

Quarter Round

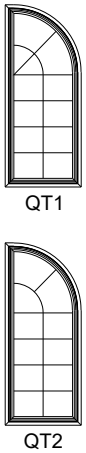

MULLION OPTIONS

Fixed Single-Hung / Horizontal Slider

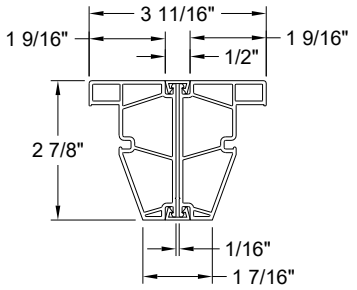

Fixed | Fixed
Narrow Mull

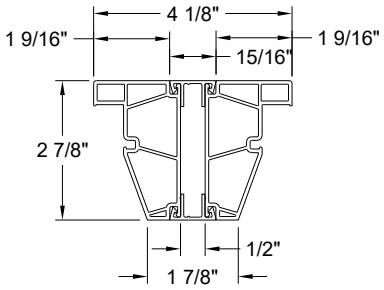

Fixed | Fixed
1/2" Mull

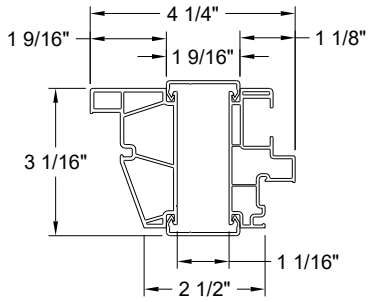

Fixed | Single Hung Tilt
1" Mull

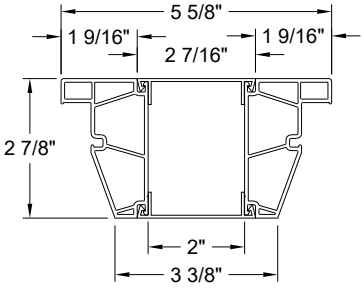

Fixed | Fixed
2" Mull

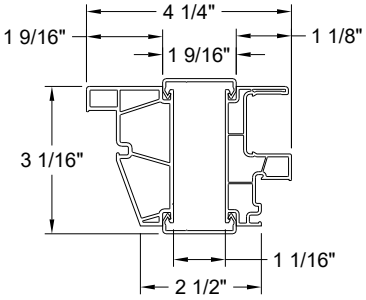

Fixed | Horizontal Slider
1" Mull

Fixed Double-Hung

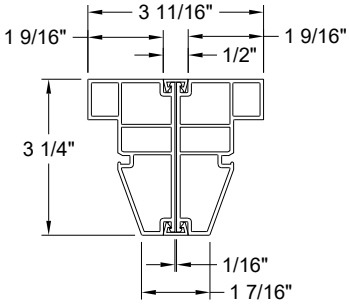

Fixed | Fixed
Narrow Mull

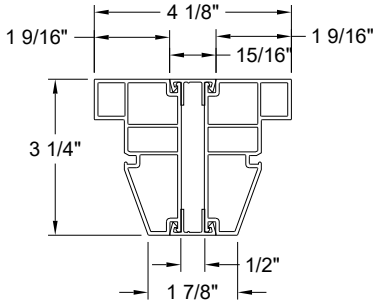

Fixed | Fixed
1/2" Mull

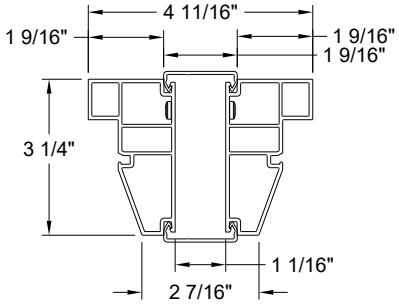

Fixed | Fixed
1" Mull

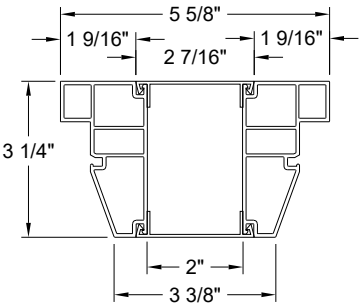

Fixed | Fixed
2" Mull

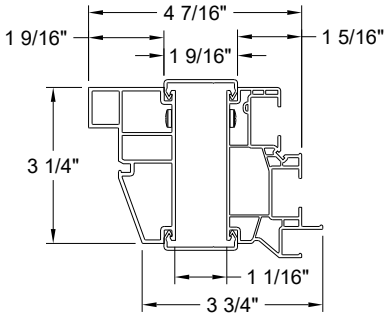

Fixed | Double-Hung
1" Mull

FIXED SINGLE-HUNG / HORIZONTAL SLIDER STANDARD SECTIONS

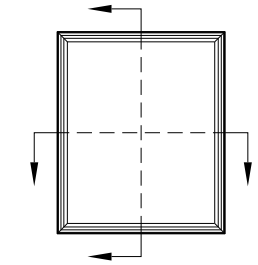

Not To Scale - Reference Only

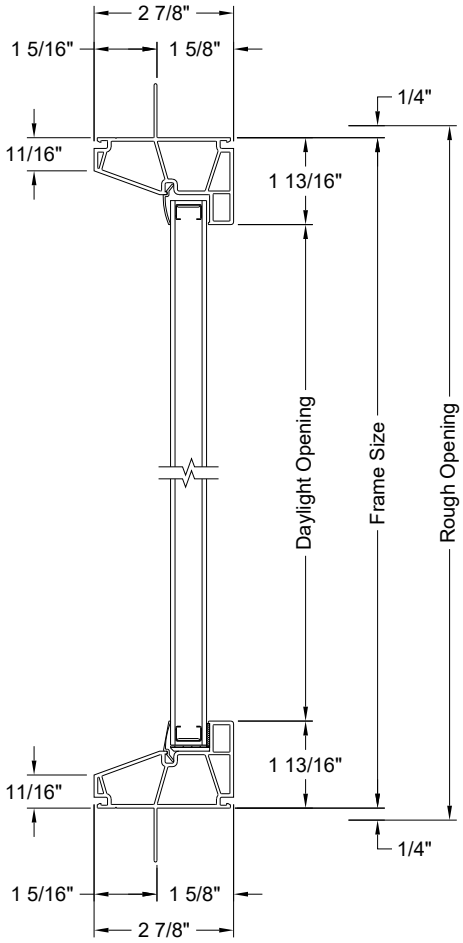

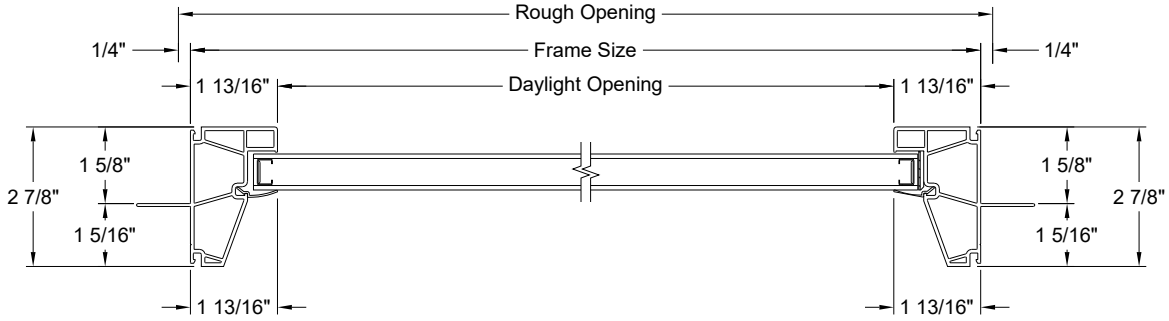

FIXED SINGLE-HUNG / HORIZONTAL SLIDER TRACK FILLER FRAME SECTIONS

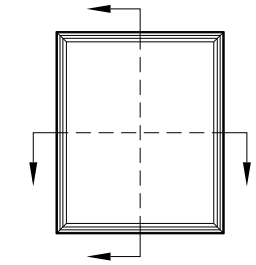

Not To Scale - Reference Only

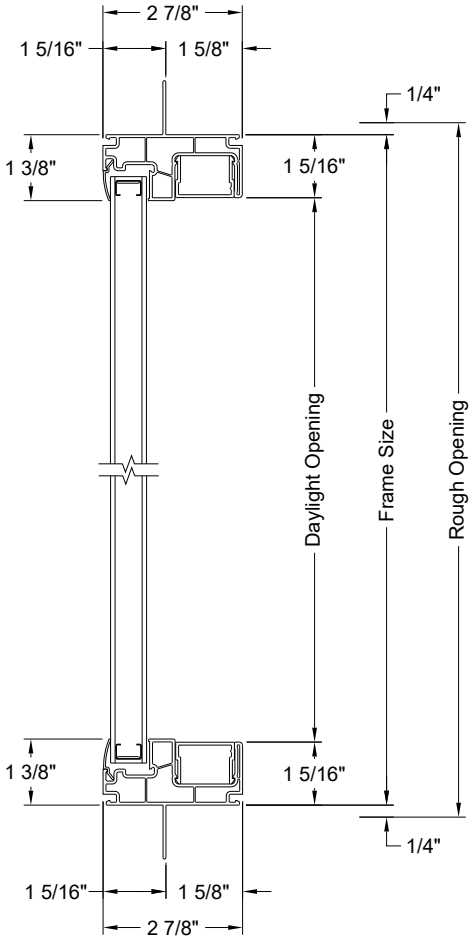

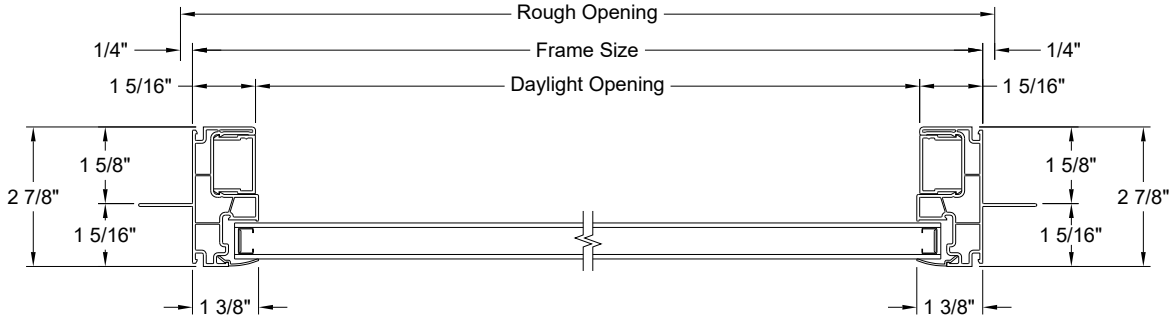

FIXED SINGLE-HUNG / HORIZONTAL SLIDER TRACK FILLER / BLOCK FRAME SECTIONS

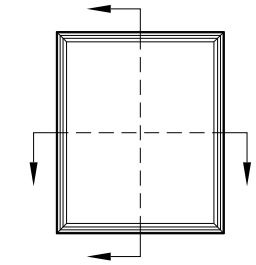

Not To Scale - Reference Only

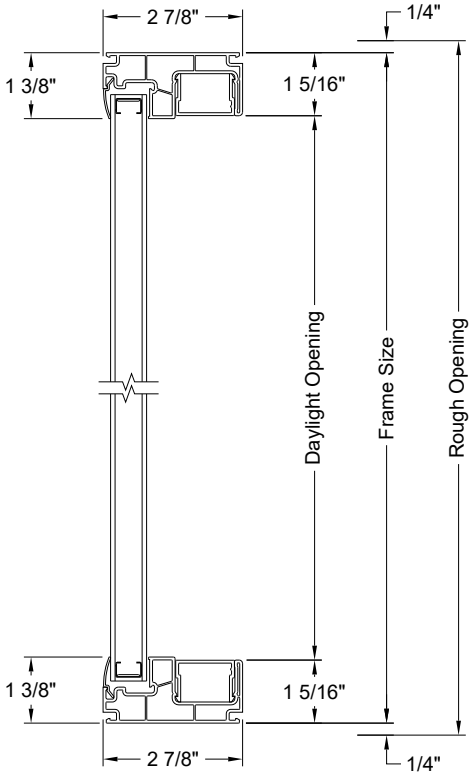

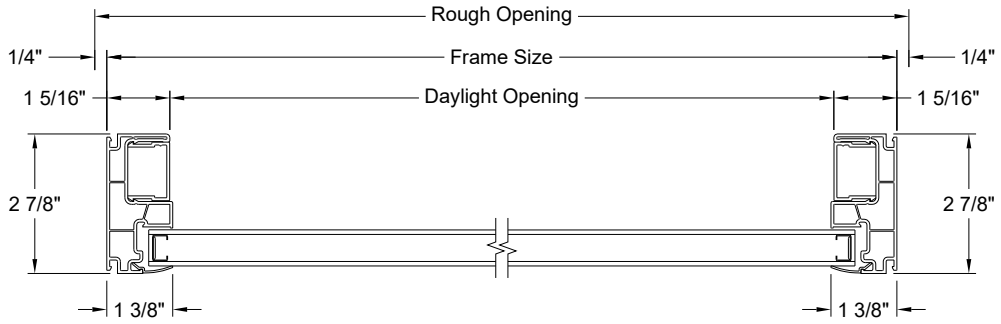

FIXED SINGLE-HUNG / HORIZONTAL SLIDER FLUSH FIN FRAME SECTIONS

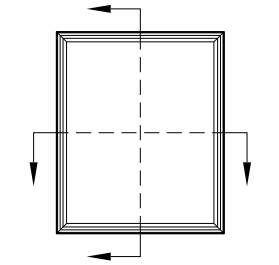

Not To Scale - Reference Only

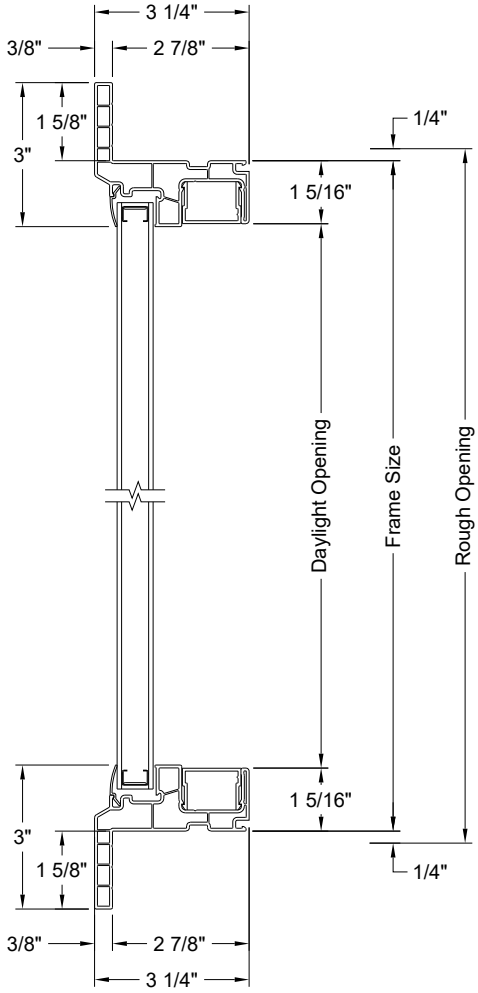

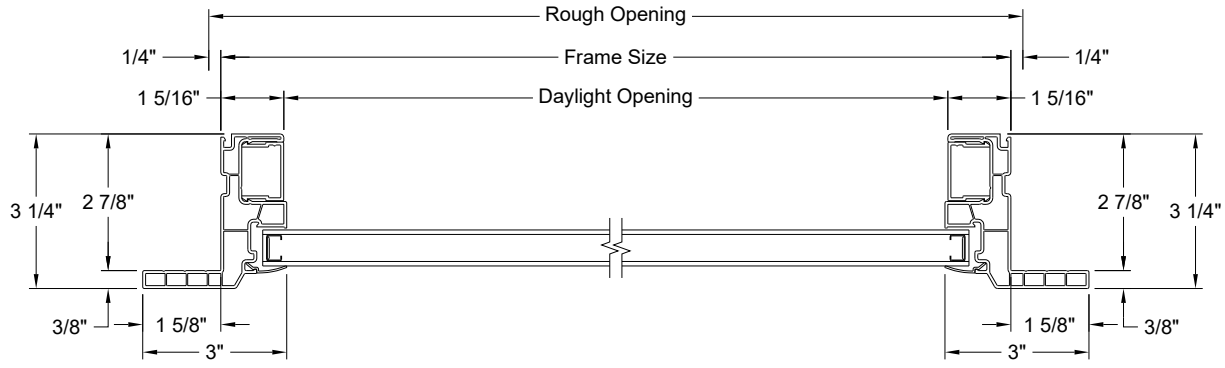

FIXED SINGLE-HUNG / HORIZONTAL SLIDER 2 WIDE HORIZONTAL SECTIONS

Standard

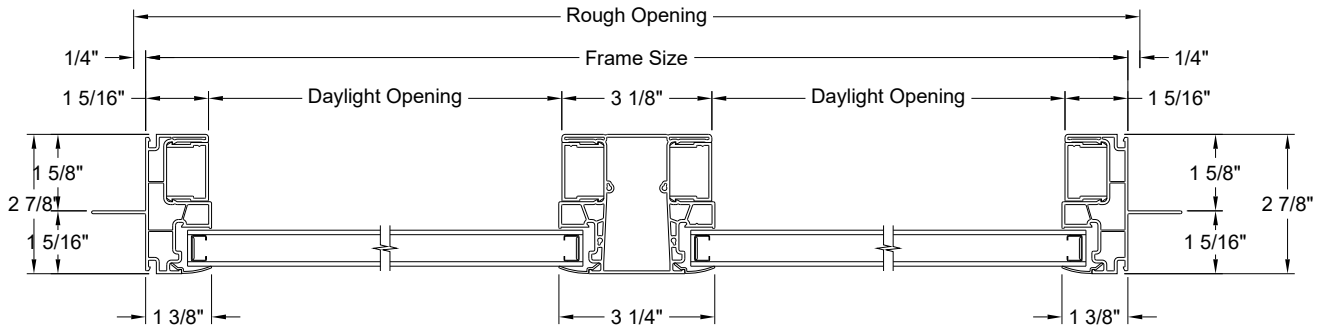

Pocket

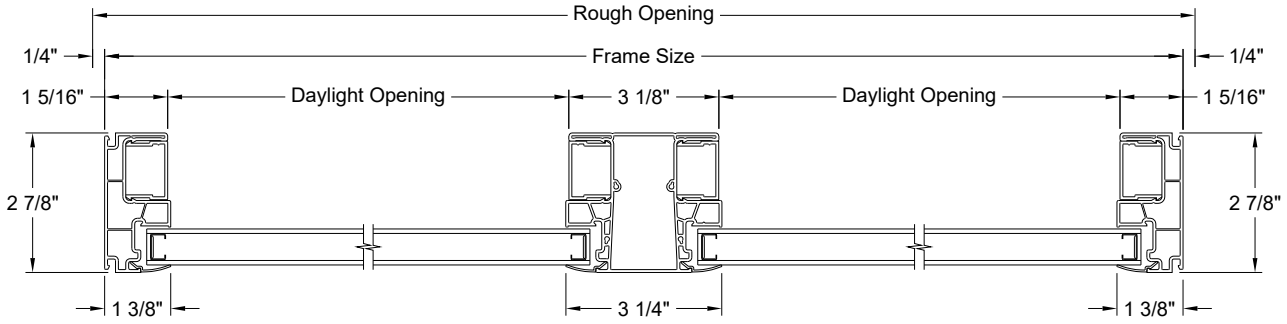

FIXED SINGLE-HUNG / HORIZONTAL SLIDER 10º BOW VERTICAL SECTION

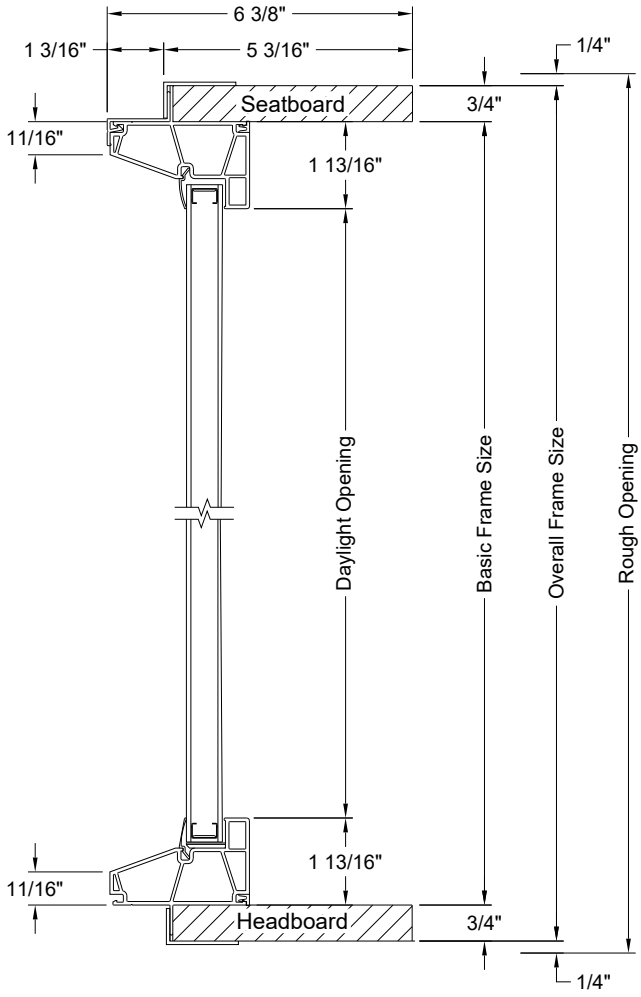

Dimensional details available upon ordering.
Fixed window frame shown, other frames are available.

FIXED SINGLE-HUNG / HORIZONTAL SLIDER 10° BOW HORIZONTAL SECTIONS

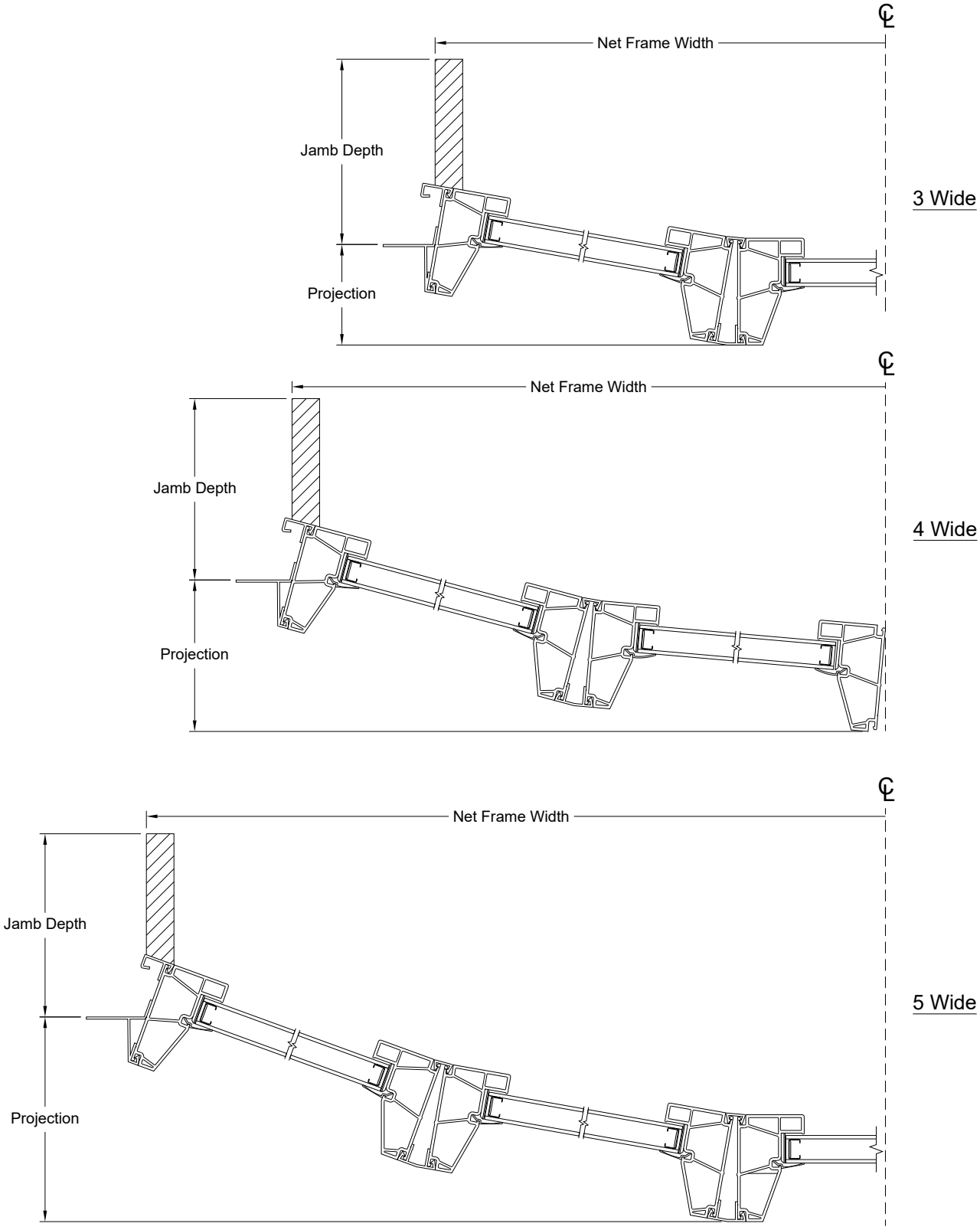

Dimensional details available upon ordering.
Jamb depths available in 4 9/16" and 6 9/16".
Picture frame shown, other frames available.

FIXED DOUBLE-HUNG STANDARD SECTIONS

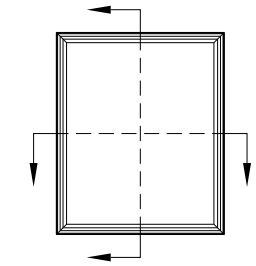

Not To Scale - Reference Only

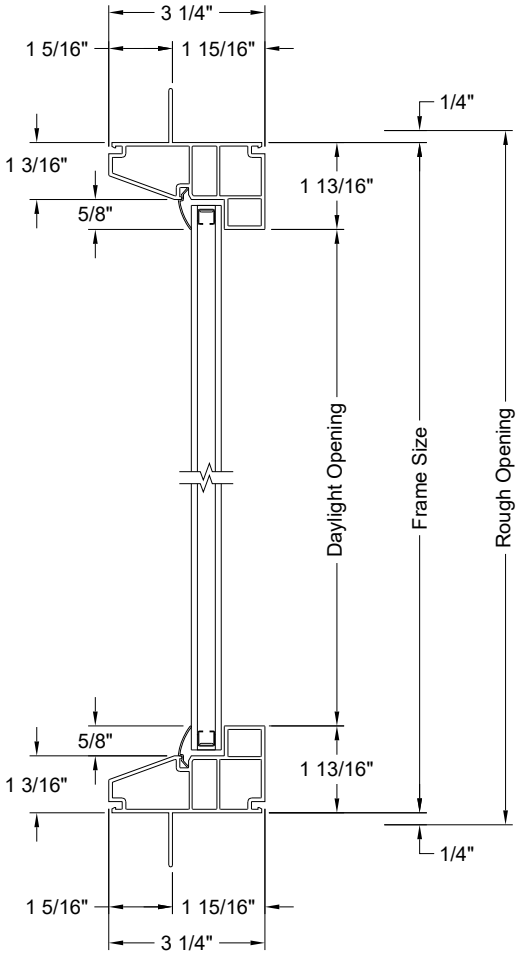

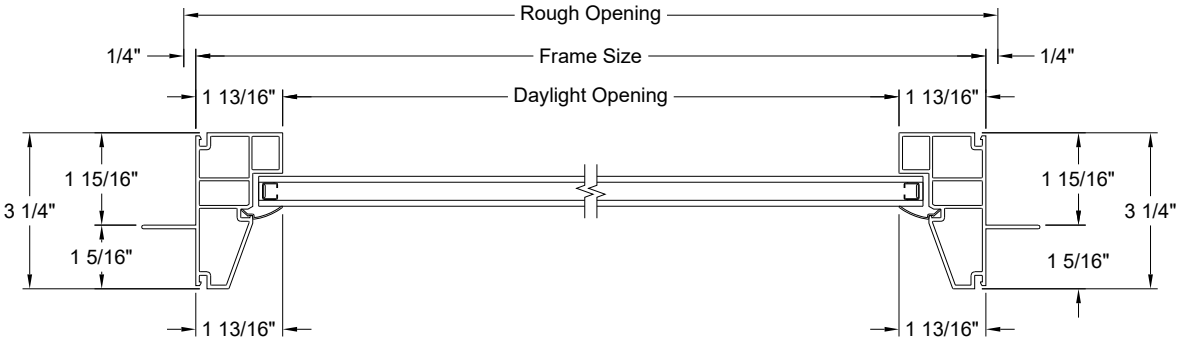

MIN-MAX STANDARD SIZING & FORMULAS

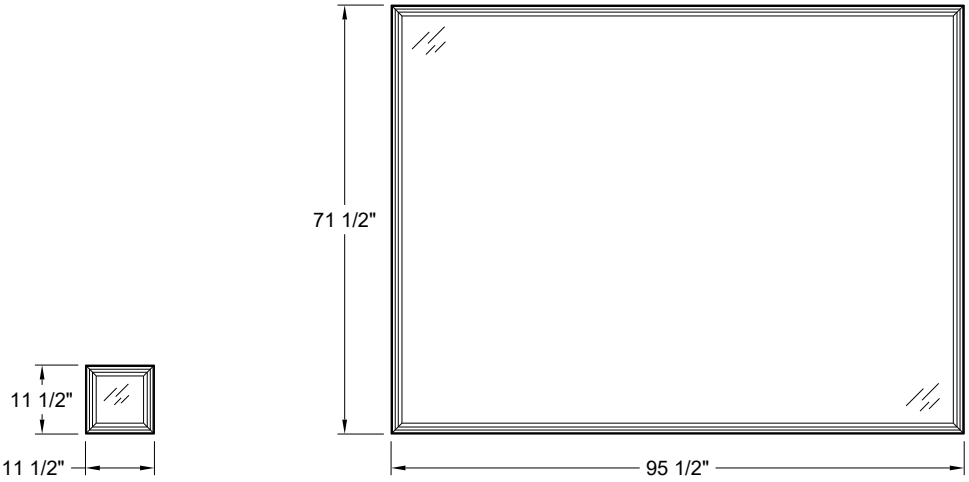

Minimum Size:
11 1/2" x 11 1/2"

Standard Widths			
11 1/2"	17 1/2"	19 1/2"	21 1/2"
23 1/2"	25 1/2"	29 1/2"	31 1/2"
33 1/2"	35 1/2"	37 1/2"	39 1/2"
41 1/2"	45 1/2"	47 1/2"	49 1/2"

Maximum Size:
95 1/2" x 71 1/2"

Standard Heights			
11 1/2"	17 1/2"	20 1/2"	23 1/2"
25 1/2"	29 1/2"	31 1/2"	33 1/2"
35 1/2"	36 1/2"	37 1/2"	40 1/2"
41 1/2"	47 1/2"	48 1/2"	52 1/2"
53 1/2"	56 1/2"	56 1/2"	61 1/2"
64 1/2"	65 1/2"	68 1/2"	71 1/2"
73 1/2"	75 1/2"	77 1/2"	83 1/2"
89 1/2"	95 1/2"		

Understanding JELD-WEN Book Codes:

Builders™ Vinyl Direct Set Product	Prefix	Width Code	Height Code
Rectangle - matches Double-Hung	BLVFWD	WW	HH
Rectangle - matches Single-Hung / Horizontal Slider	BLVFWS		
Full Round	VFWRD		
Half Round	VFWHR		
Extended Half Round	VFWEH		
Quarter Round	VFWQR		
Extended Quarter Round	VFWEQ		
Oval	VFWOV		

Builders™ Vinyl Sample Book Code:
BLVFWD3660 = Fixed Double-Hung, 35 1/2" x 59 1/2" Frame Size
BLVFWS3660 = Fixed Single-Hung/Horizontal Sliding, 35 1/2" x 59 1/2" Frame Size

Formulas	
Rough Opening	(Frame Width + 1/2") x (Frame Height + 1/2")
Masonry Opening	(Frame Width + 1/2") x (Frame Height + 1/2")
Daylight Opening ft²	((Frame Width - 3 5/8") x (Frame Height - 3 5/8")) / 144

Unit elevations are shown with an even vent division and without exterior trim.

RECTANGLE UNITS



Elevation Legend
= Maximum performance grade (pg) rating with standard glazing.
All elevations shown are fixed double-hung. All units are also available in a fixed single-hung configuration.
See the formula page for bookcode format.

RECTANGLE UNITS



Elevation Legend
= Maximum performance grade (pg) rating with standard glazing.
All elevations shown are fixed double-hung. All units are also available in a fixed single-hung configuration.
See the formula page for bookcode format.

RECTANGLE UNITS

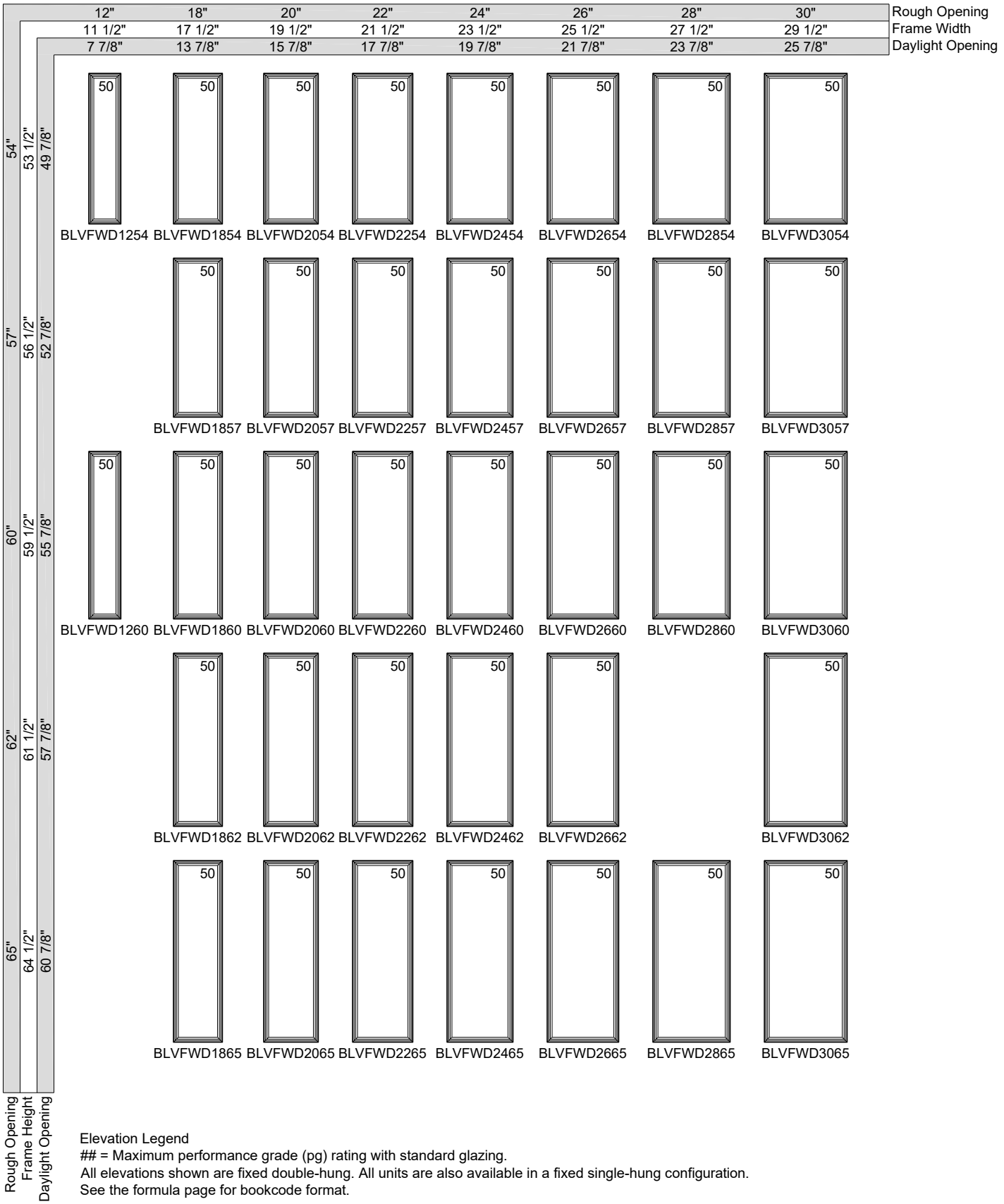

Elevation Legend
= Maximum performance grade (pg) rating with standard glazing.
All elevations shown are fixed double-hung. All units are also available in a fixed single-hung configuration.
See the formula page for bookcode format.

RECTANGLE UNITS



Elevation Legend
= Maximum performance grade (pg) rating with standard glazing.
All elevations shown are fixed double-hung. All units are also available in a fixed single-hung configuration.
See the formula page for bookcode format.

RECTANGLE UNITS



Elevation Legend
= Maximum performance grade (pg) rating with standard glazing.
All elevations shown are fixed double-hung. All units are also available in a fixed single-hung configuration.
See the formula page for bookcode format.

RECTANGLE UNITS



Elevation Legend
= Maximum performance grade (pg) rating with standard glazing.
All elevations shown are fixed double-hung. All units are also available in a fixed single-hung configuration.
See the formula page for bookcode format.

RECTANGLE UNITS



Elevation Legend
= Maximum performance grade (pg) rating with standard glazing.
All elevations shown are fixed double-hung. All units are also available in a fixed single-hung configuration.
See the formula page for bookcode format.

RECTANGLE UNITS



Elevation Legend
= Maximum performance grade (pg) rating with standard glazing.
All elevations shown are fixed double-hung. All units are also available in a fixed single-hung configuration.
See the formula page for bookcode format.

RECTANGLE UNITS



Elevation Legend
= Maximum performance grade (pg) rating with standard glazing.
All elevations shown are fixed double-hung. All units are also available in a fixed single-hung configuration.
See the formula page for bookcode format.

RECTANGLE UNITS

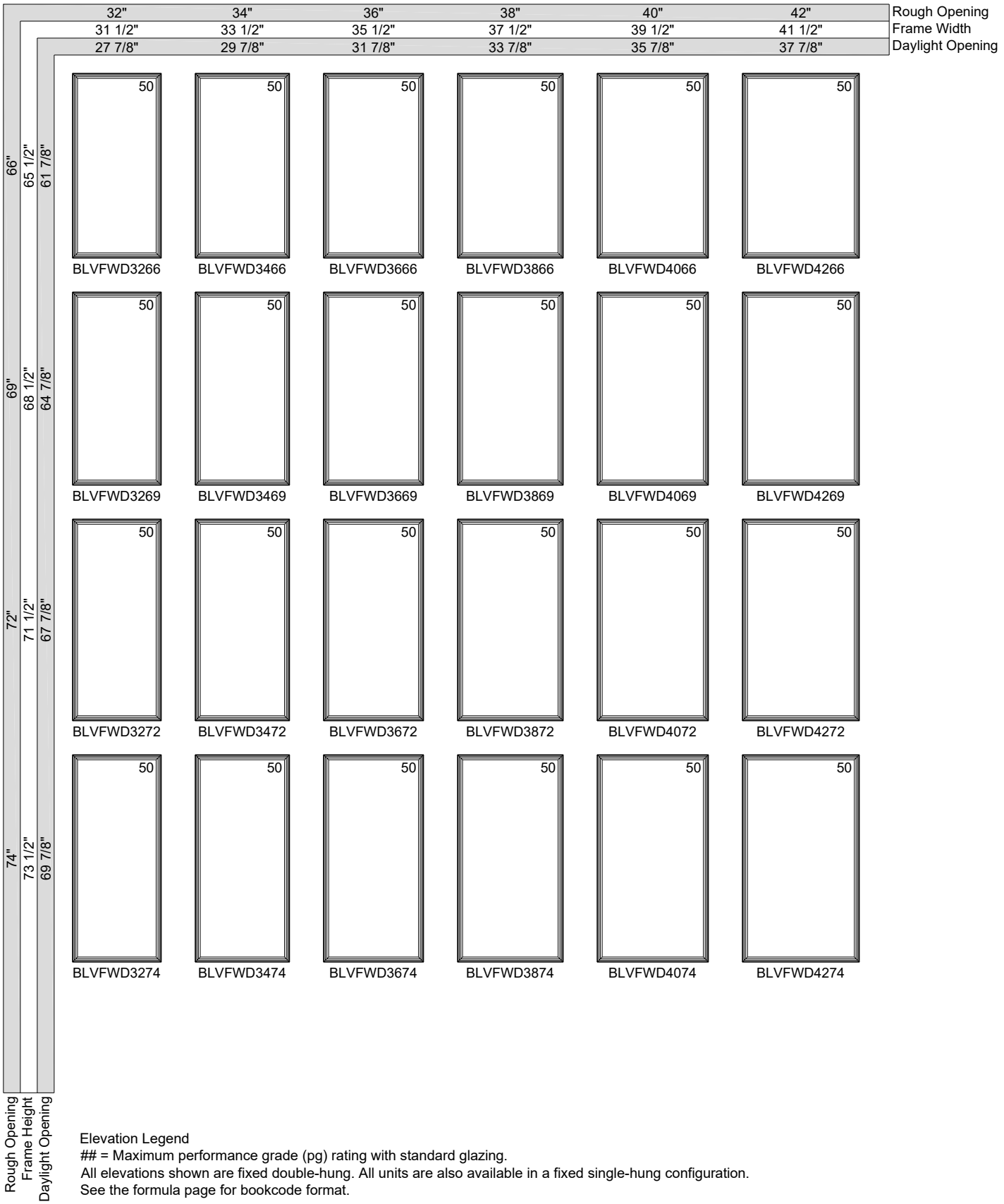

Elevation Legend
= Maximum performance grade (pg) rating with standard glazing.
All elevations shown are fixed double-hung. All units are also available in a fixed single-hung configuration.
See the formula page for bookcode format.

RECTANGLE UNITS



Elevation Legend
= Maximum performance grade (pg) rating with standard glazing.
All elevations shown are fixed double-hung. All units are also available in a fixed single-hung configuration.
See the formula page for bookcode format.

RECTANGLE UNITS



Elevation Legend
= Maximum performance grade (pg) rating with standard glazing.
All elevations shown are fixed double-hung. All units are also available in a fixed single-hung configuration.
See the formula page for bookcode format.

RECTANGLE UNITS



Elevation Legend
= Maximum performance grade (pg) rating with standard glazing.
All elevations shown are fixed double-hung. All units are also available in a fixed single-hung configuration.
See the formula page for bookcode format.

RECTANGLE UNITS



Elevation Legend
= Maximum performance grade (pg) rating with standard glazing.
All elevations shown are fixed double-hung. All units are also available in a fixed single-hung configuration.
See the formula page for bookcode format.

RECTANGLE UNITS



Elevation Legend
= Maximum performance grade (pg) rating with standard glazing.
All elevations shown are fixed double-hung. All units are also available in a fixed single-hung configuration.
See the formula page for bookcode format.

RECTANGLE UNITS



Elevation Legend
= Maximum performance grade (pg) rating with standard glazing.
All elevations shown are fixed double-hung. All units are also available in a fixed single-hung configuration.
See the formula page for bookcode format.

RECTANGLE UNITS



Elevation Legend
= Maximum performance grade (pg) rating with standard glazing.
All elevations shown are fixed double-hung. All units are also available in a fixed single-hung configuration.
See the formula page for bookcode format.

RECTANGLE UNITS



Elevation Legend
= Maximum performance grade (pg) rating with standard glazing.
All elevations shown are fixed double-hung. All units are also available in a fixed single-hung configuration.
See the formula page for bookcode format.

RECTANGLE UNITS

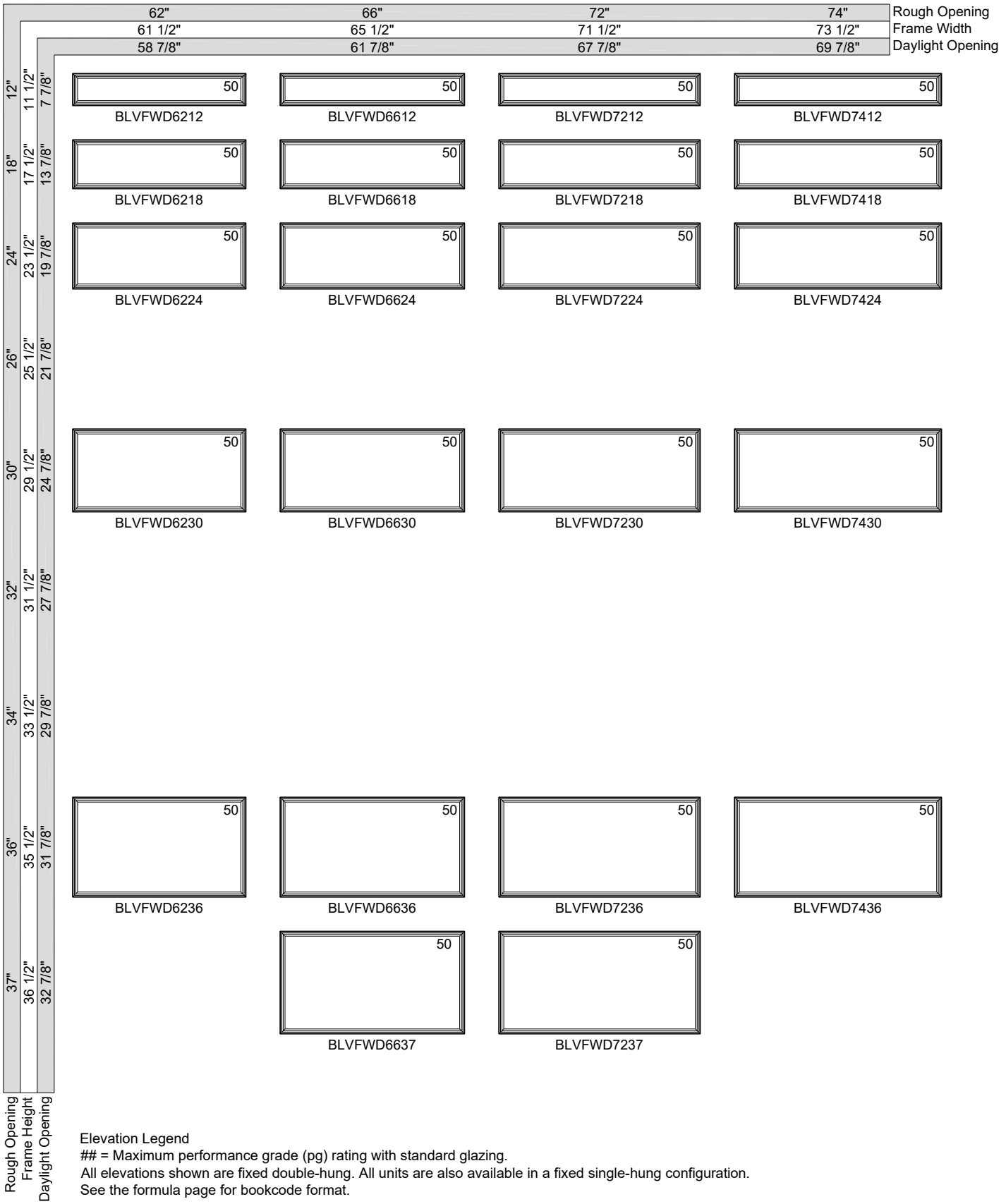

Elevation Legend
= Maximum performance grade (pg) rating with standard glazing.
All elevations shown are fixed double-hung. All units are also available in a fixed single-hung configuration.
See the formula page for bookcode format.

RECTANGLE UNITS

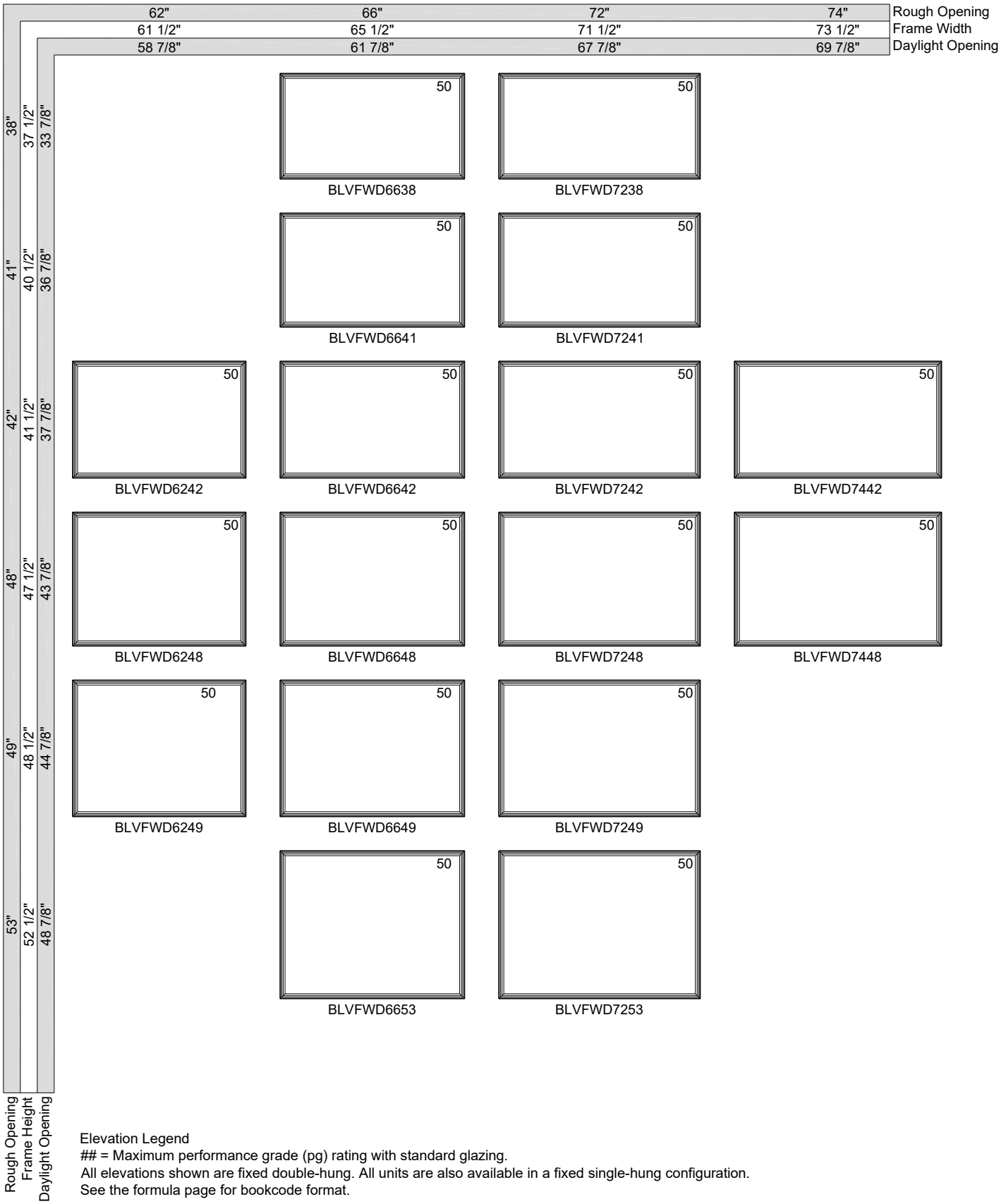

Elevation Legend
= Maximum performance grade (pg) rating with standard glazing.
All elevations shown are fixed double-hung. All units are also available in a fixed single-hung configuration.
See the formula page for bookcode format.

RECTANGLE UNITS



Elevation Legend
= Maximum performance grade (pg) rating with standard glazing.
All elevations shown are fixed double-hung. All units are also available in a fixed single-hung configuration.
See the formula page for bookcode format.

RECTANGLE UNITS



Elevation Legend
= Maximum performance grade (pg) rating with standard glazing.
All elevations shown are fixed double-hung. All units are also available in a fixed single-hung configuration.
See the formula page for bookcode format.

RECTANGLE UNITS



Elevation Legend
= Maximum performance grade (pg) rating with standard glazing.
All elevations shown are fixed double-hung. All units are also available in a fixed single-hung configuration.
See the formula page for bookcode format.

RECTANGLE UNITS



Elevation Legend
= Maximum performance grade (pg) rating with standard glazing.
All elevations shown are fixed double-hung. All units are also available in a fixed single-hung configuration.
See the formula page for bookcode format.

RECTANGLE UNITS

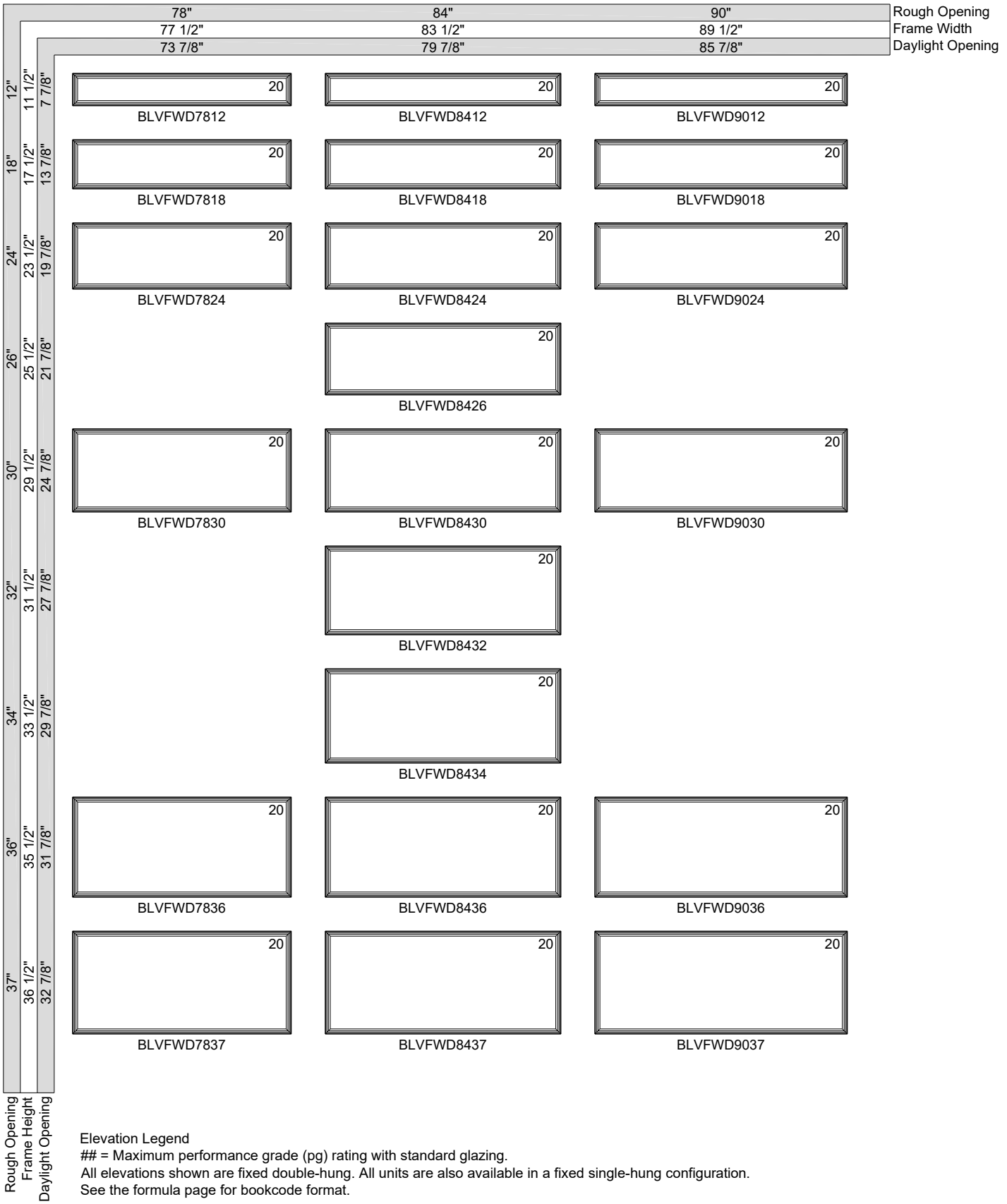

Elevation Legend
= Maximum performance grade (pg) rating with standard glazing.
All elevations shown are fixed double-hung. All units are also available in a fixed single-hung configuration.
See the formula page for bookcode format.

RECTANGLE UNITS

Rough Opening	78"	84"	90"
Frame Width	77 1/2"	83 1/2"	89 1/2"
Daylight Opening	73 7/8"	79 7/8"	85 7/8"
38" / 37 1/2" / 33 7/8"	 BLVFWD7838	 BLVFWD8438	 BLVFWD9038
41" / 40 1/2" / 36 7/8"	 BLVFWD7841	 BLVFWD8441	 BLVFWD9041
42" / 41 1/2" / 37 7/8"	 BLVFWD7842	 BLVFWD8442	 BLVFWD9042
48" / 47 1/2" / 43 7/8"	 BLVFWD7848	 BLVFWD8448	 BLVFWD9048
49" / 48 1/2" / 44 7/8"	 BLVFWD7849	 BLVFWD8449	 BLVFWD9049
53" / 52 1/2" / 48 7/8"	 BLVFWD7853	 BLVFWD8453	 BLVFWD9053

Rough Opening
Frame Height
Daylight Opening

Elevation Legend
= Maximum performance grade (pg) rating with standard glazing.
All elevations shown are fixed double-hung. All units are also available in a fixed single-hung configuration.
See the formula page for bookcode format.

RECTANGLE UNITS



Elevation Legend
= Maximum performance grade (pg) rating with standard glazing.
All elevations shown are fixed double-hung. All units are also available in a fixed single-hung configuration.
See the formula page for bookcode format.

RECTANGLE UNITS



Elevation Legend
= Maximum performance grade (pg) rating with standard glazing.
All elevations shown are fixed double-hung. All units are also available in a fixed single-hung configuration.
See the formula page for bookcode format.

RECTANGLE UNITS

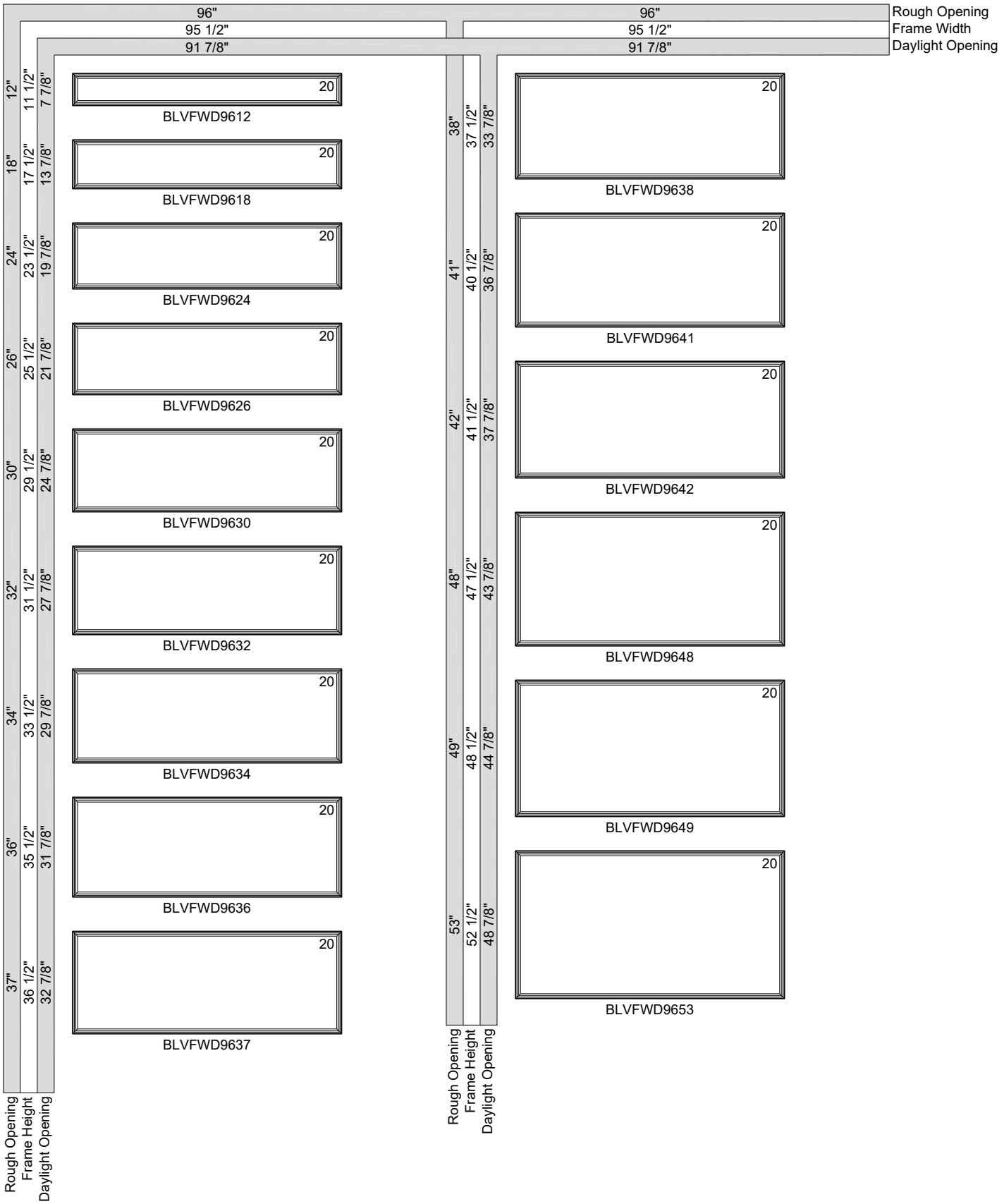

RECTANGLE UNITS

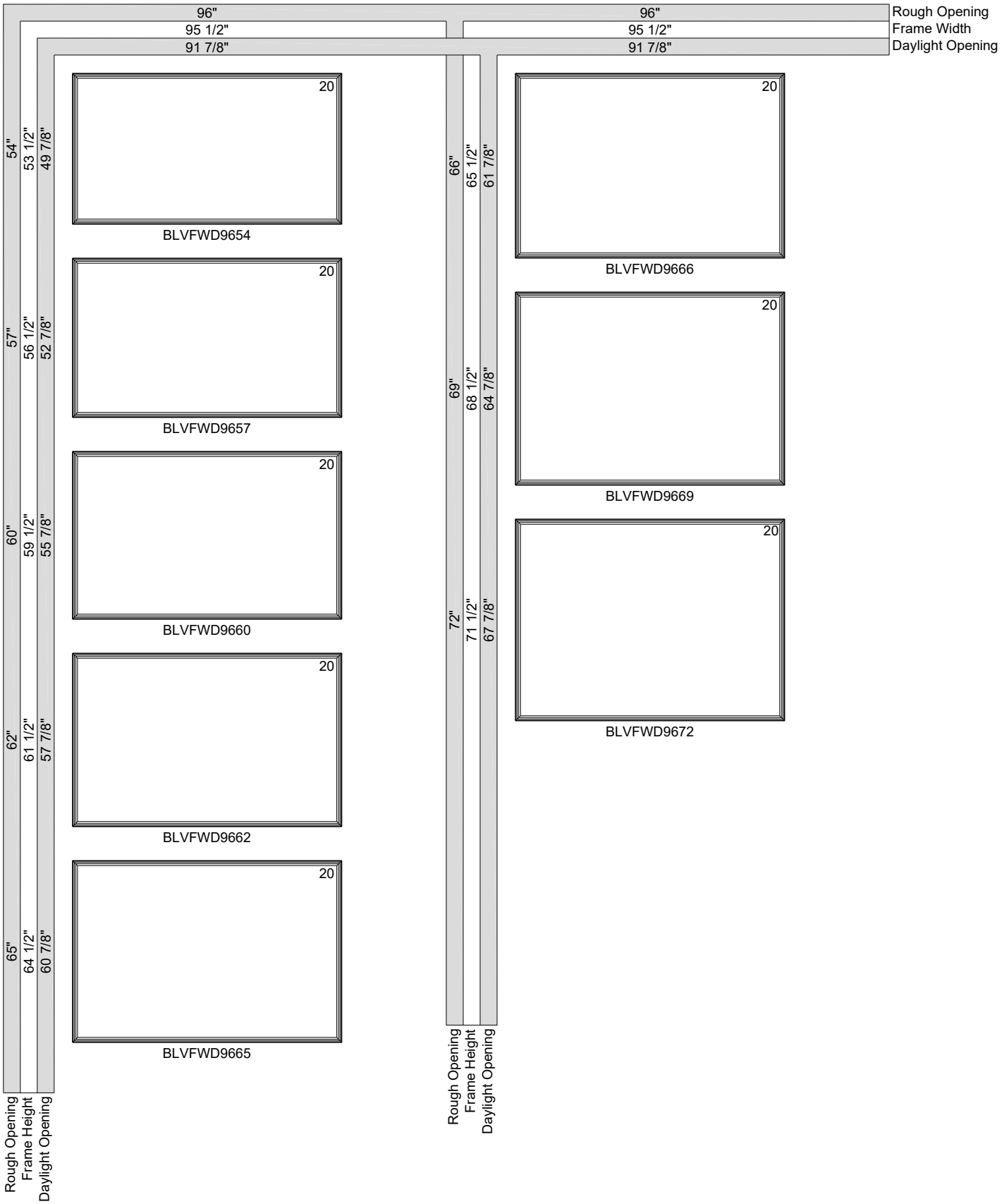

FULL ROUND UNITS

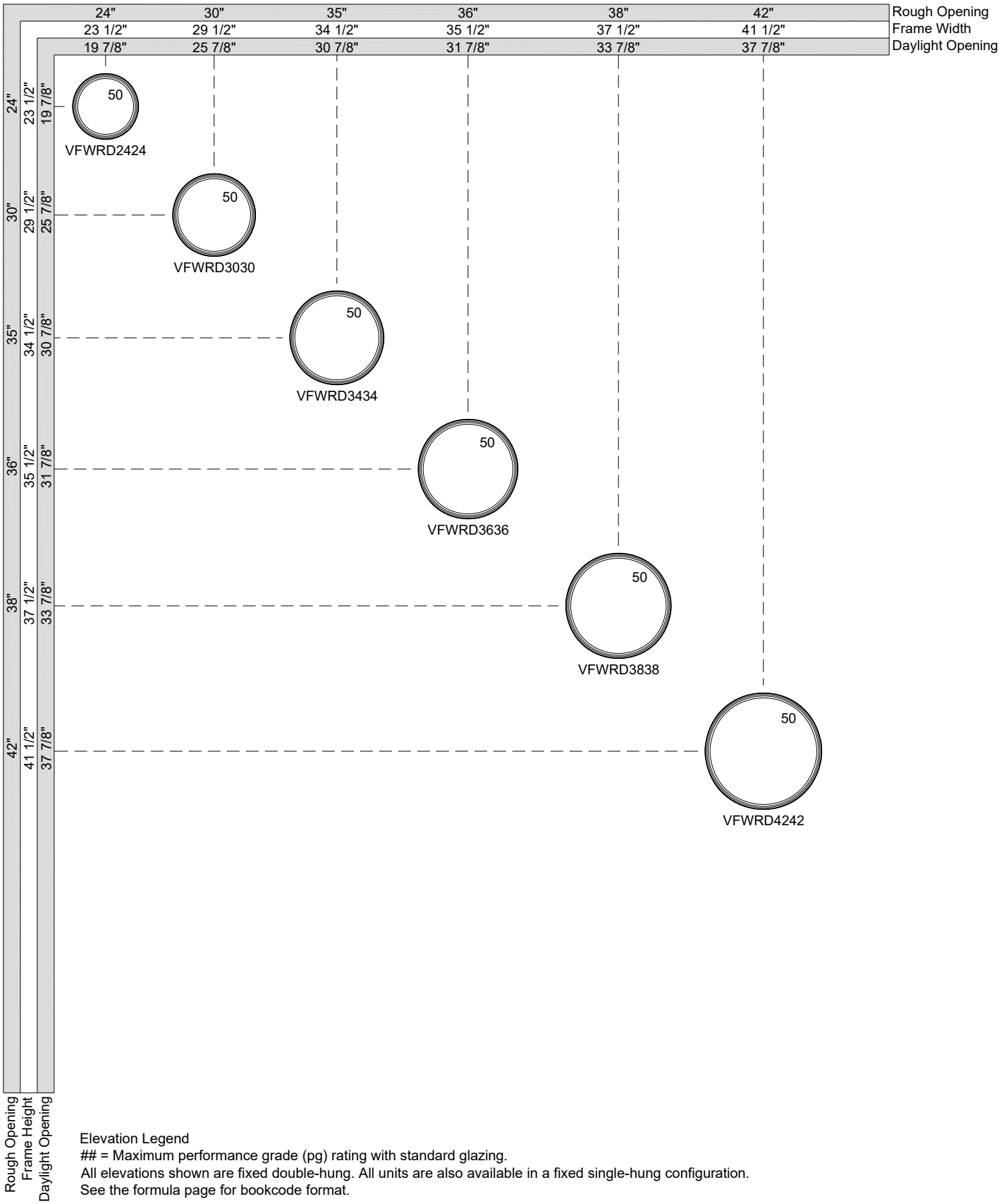

Elevation Legend
= Maximum performance grade (pg) rating with standard glazing.
All elevations shown are fixed double-hung. All units are also available in a fixed single-hung configuration.
See the formula page for bookcode format.

FULL ROUND UNITS

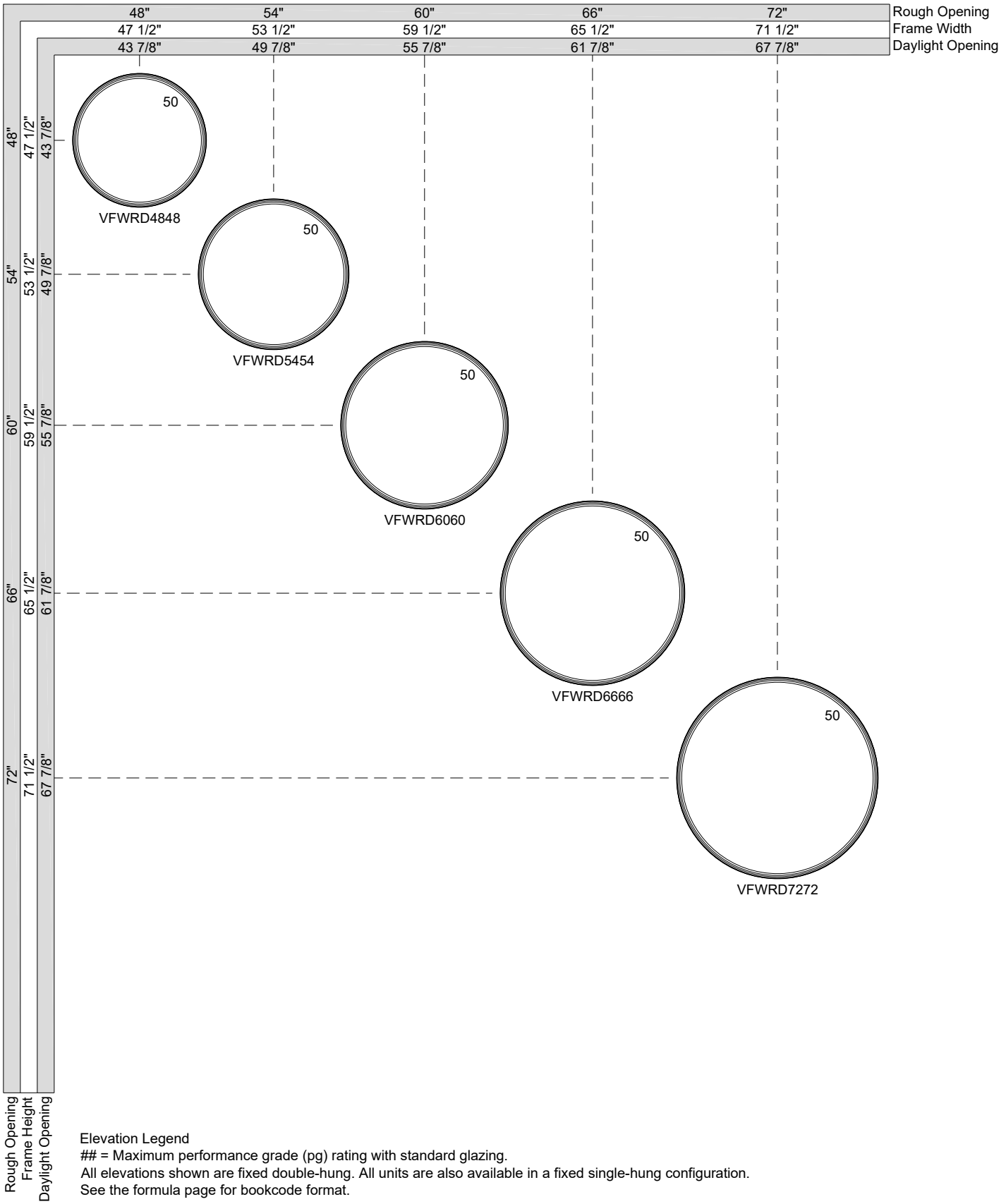

Elevation Legend
= Maximum performance grade (pg) rating with standard glazing.
All elevations shown are fixed double-hung. All units are also available in a fixed single-hung configuration.
See the formula page for bookcode format.

HALF ROUND UNITS

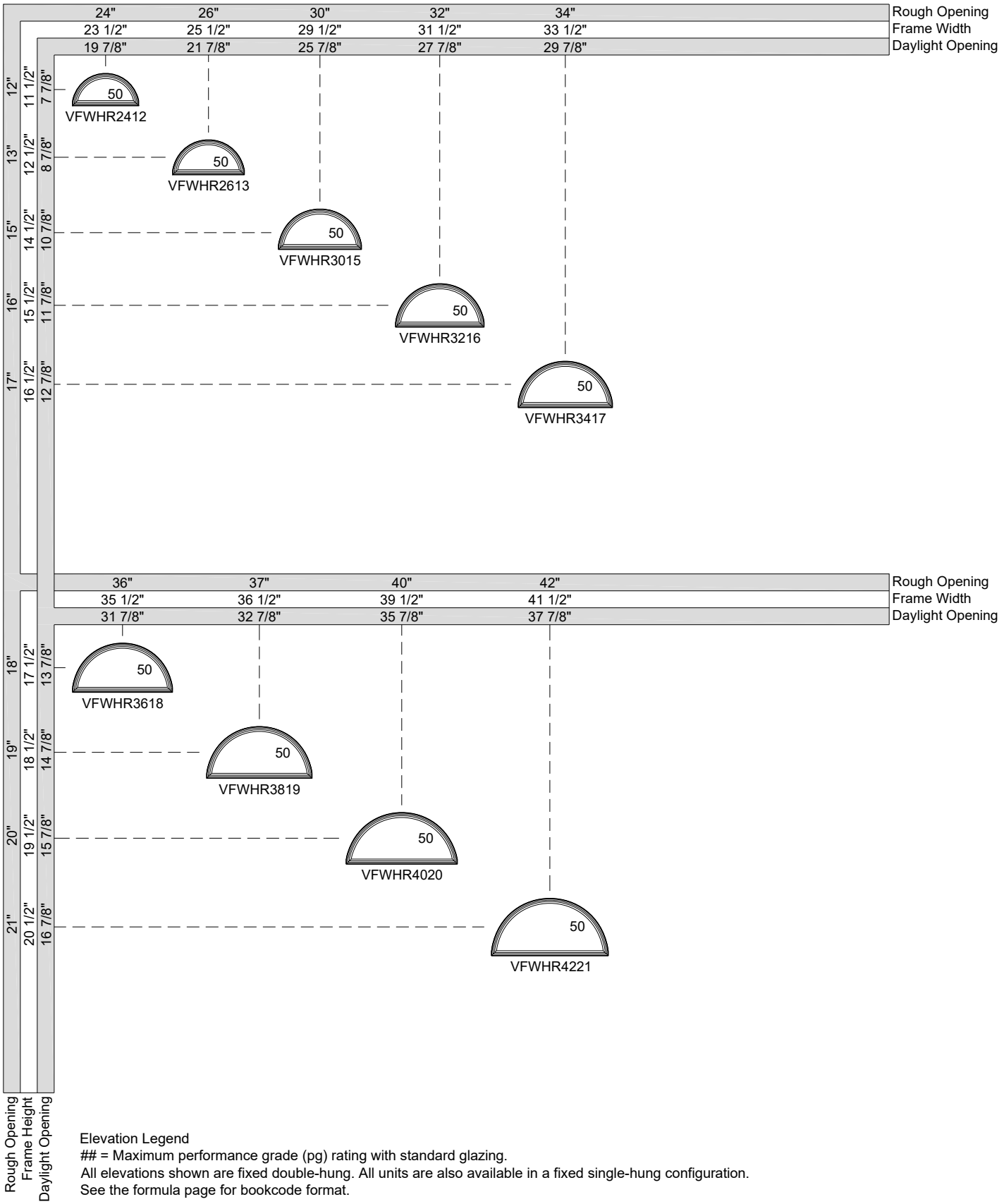

Elevation Legend
= Maximum performance grade (pg) rating with standard glazing.
All elevations shown are fixed double-hung. All units are also available in a fixed single-hung configuration.
See the formula page for bookcode format.

HALF ROUND UNITS

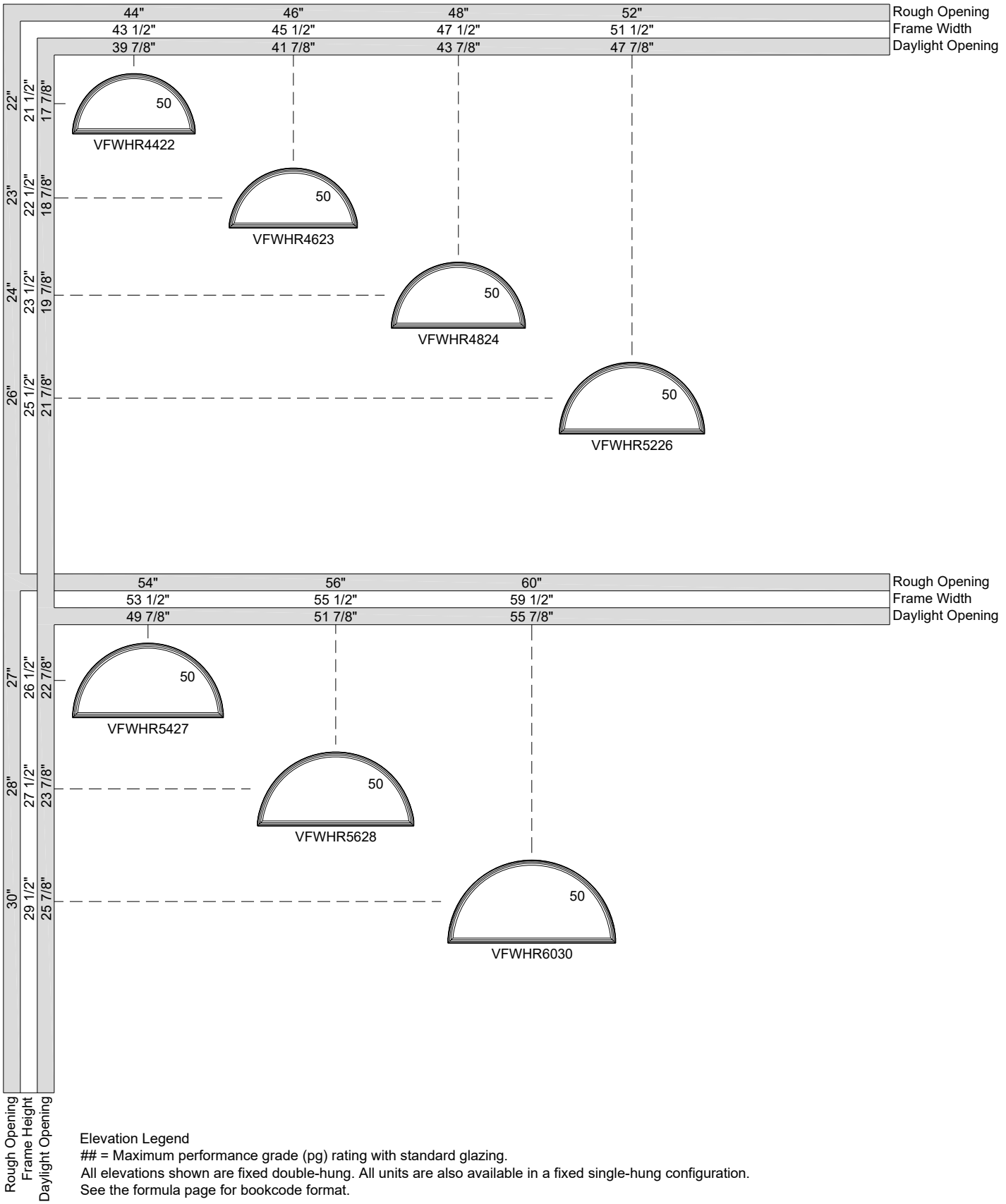

Elevation Legend
= Maximum performance grade (pg) rating with standard glazing.
All elevations shown are fixed double-hung. All units are also available in a fixed single-hung configuration.
See the formula page for bookcode format.

HALF ROUND UNITS

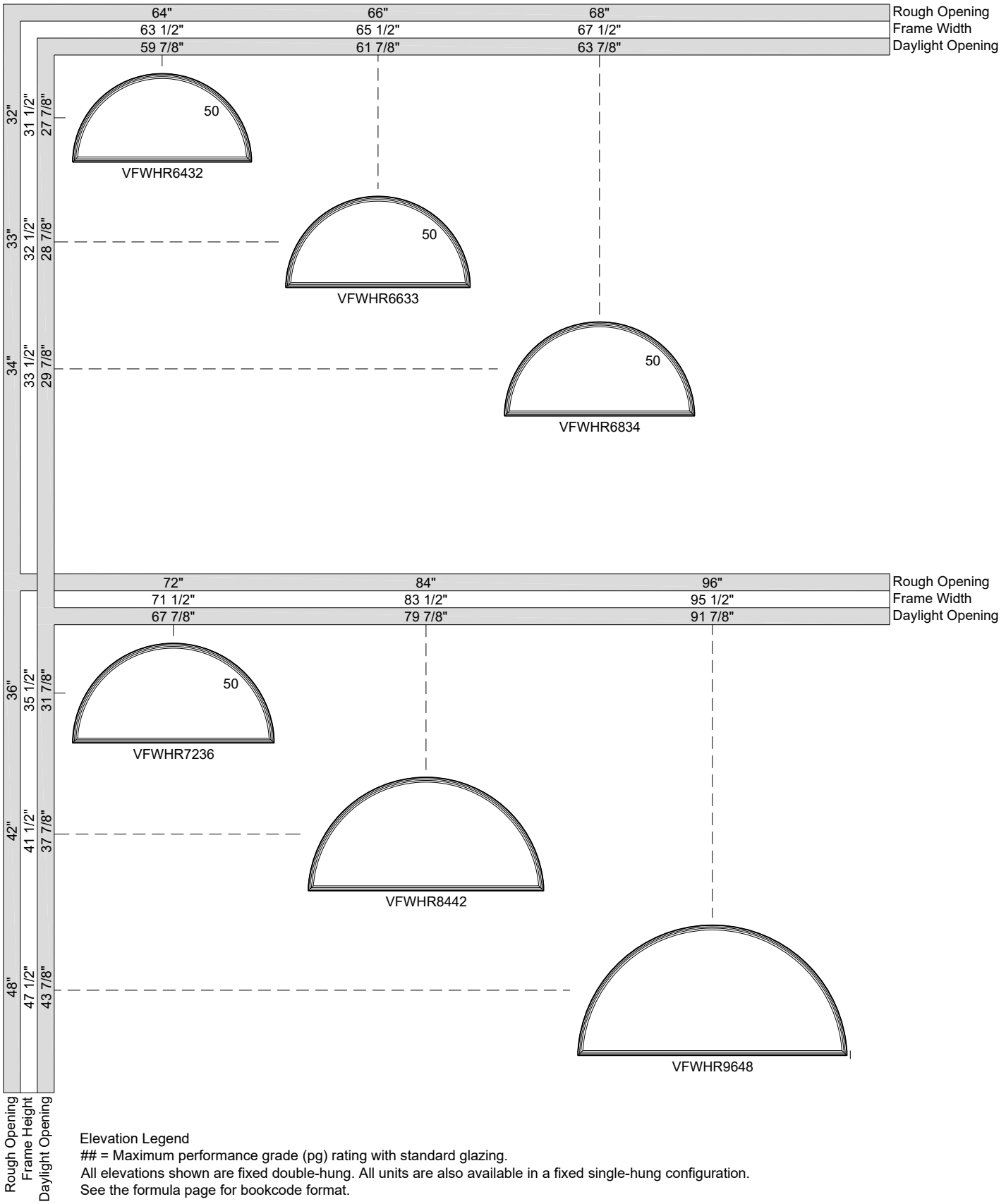

Elevation Legend
= Maximum performance grade (pg) rating with standard glazing.
All elevations shown are fixed double-hung. All units are also available in a fixed single-hung configuration.
See the formula page for bookcode format.

EXTENDED HALF ROUND UNITS

Rough Opening	24"	30"	36"	42"	48"
Frame Width	23 1/2"	29 1/2"	35 1/2"	41 1/2"	47 1/2"
Daylight Opening	19 7/8"	25 7/8"	31 7/8"	37 7/8"	43 7/8"
24" / 23 1/2" / 19 7/8"	 VFWEH2424	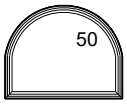 VFWEH3024	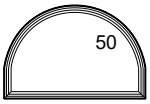 VFWEH3624		
30" / 29 1/2" / 25 7/8"	 VFWEH2430	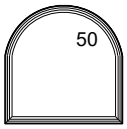 VFWEH3030	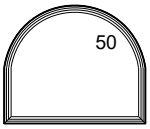 VFWEH3630	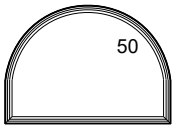 VFWEH4230	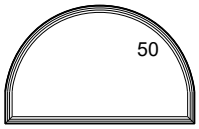 VFWEH4830
36" / 35 1/2" / 31 7/8"	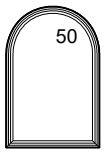 VFWEH2436	 VFWEH3036	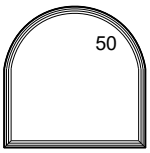 VFWEH3636	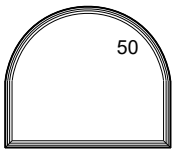 VFWEH4236	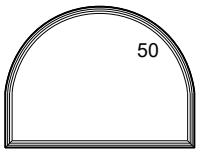 VFWEH4836
42" / 41 1/2" / 37 7/8"	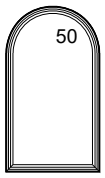 VFWEH2442	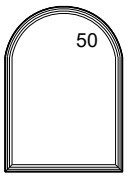 VFWEH3042	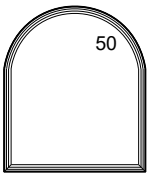 VFWEH3642	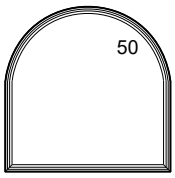 VFWEH4242	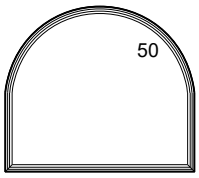 VFWEH4842
48" / 47 1/2" / 43 7/8"	 VFWEH2448	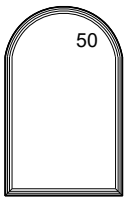 VFWEH3048	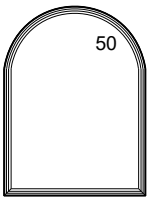 VFWEH3648	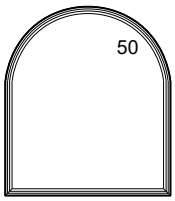 VFWEH4248	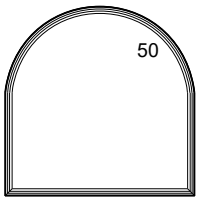 VFWEH4848
54" / 53 1/2" / 49 7/8"	 VFWEH2454	 VFWEH3054	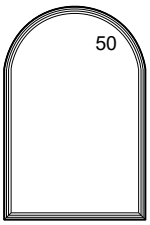 VFWEH3654	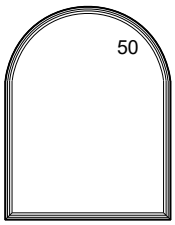 VFWEH4254	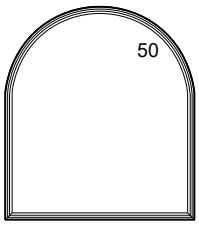 VFWEH4854

Rough Opening
Frame Height
Daylight Opening

Elevation Legend
= Maximum performance grade (pg) rating with standard glazing.
All elevations shown are fixed double-hung. All units are also available in a fixed single-hung configuration.
See the formula page for bookcode format.

EXTENDED HALF ROUND UNITS

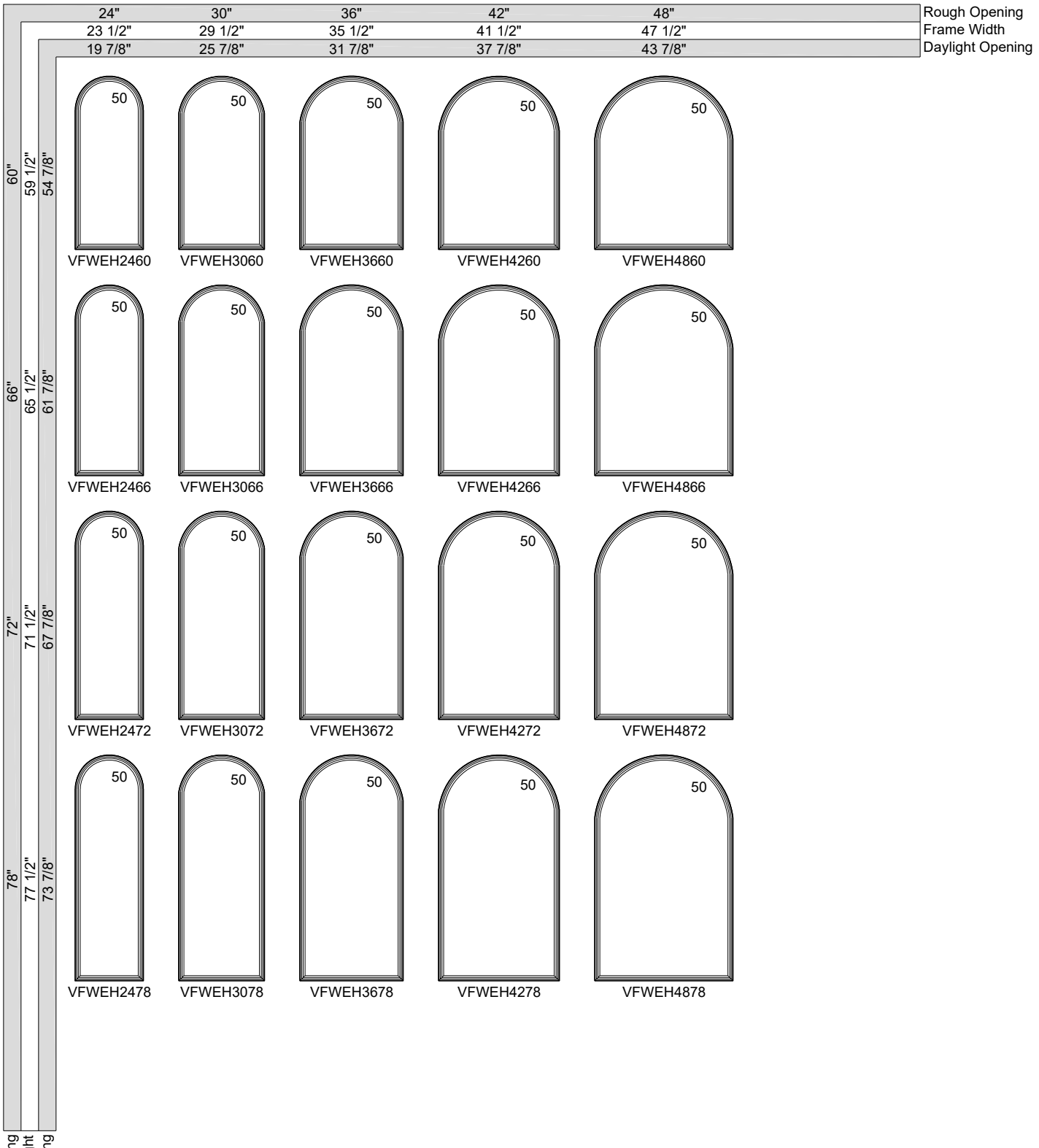

Elevation Legend
= Maximum performance grade (pg) rating with standard glazing.
All elevations shown are fixed double-hung. All units are also available in a fixed single-hung configuration.
See the formula page for bookcode format.

EXTENDED HALF ROUND UNITS



Elevation Legend
= Maximum performance grade (pg) rating with standard glazing.
All elevations shown are fixed double-hung. All units are also available in a fixed single-hung configuration.
See the formula page for bookcode format.

EXTENDED HALF ROUND UNITS

Rough Opening	54"	60"	66"	72"
Frame Width	53 1/2"	59 1/2"	65 1/2"	71 1/2"
Daylight Opening	49 7/8"	55 7/8"	61 7/8"	67 7/8"

Rough Opening	Frame Height	Daylight Opening
36"	35 1/2"	31 7/8"
42"	41 1/2"	37 7/8"
48"	47 1/2"	43 7/8"
54"	53 1/2"	49 7/8"
60"	59 1/2"	55 7/8"

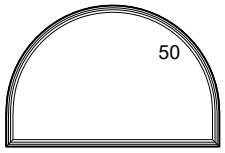

VFWEH5436

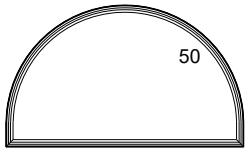

VFWEH6036

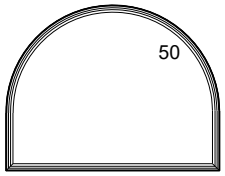

VFWEH5442

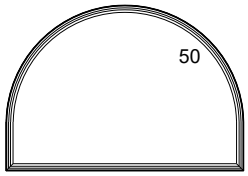

VFWEH6042

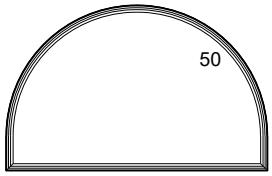

VFWEH6642

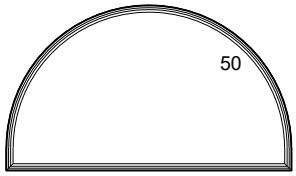

VFWEH7242

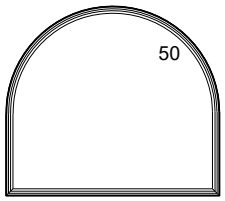

VFWEH5448

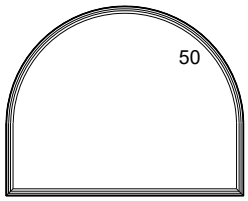

VFWEH6048

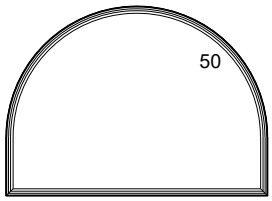

VFWEH6648

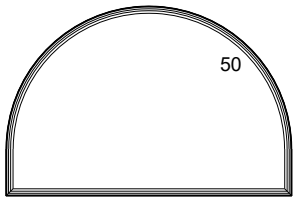

VFWEH7248

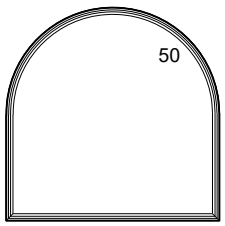

VFWEH5454

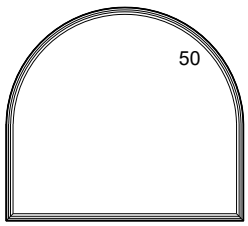

VFWEH6054

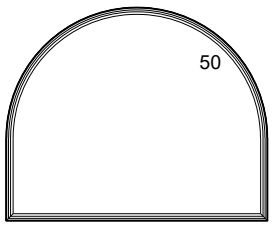

VFWEH6654

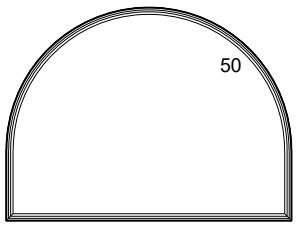

VFWEH7254



VFWEH5460

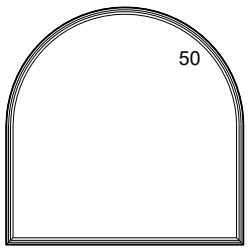

VFWEH6060

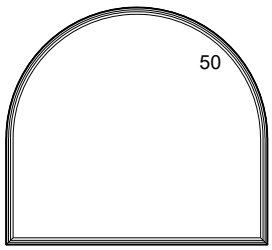

VFWEH6660

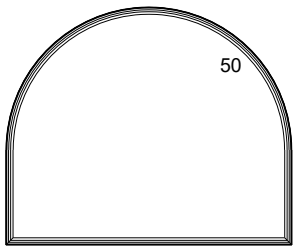

VFWEH7260

Elevation Legend
= Maximum performance grade (pg) rating with standard glazing.
All elevations shown are fixed double-hung. All units are also available in a fixed single-hung configuration.
See the formula page for bookcode format.

EXTENDED HALF ROUND UNITS

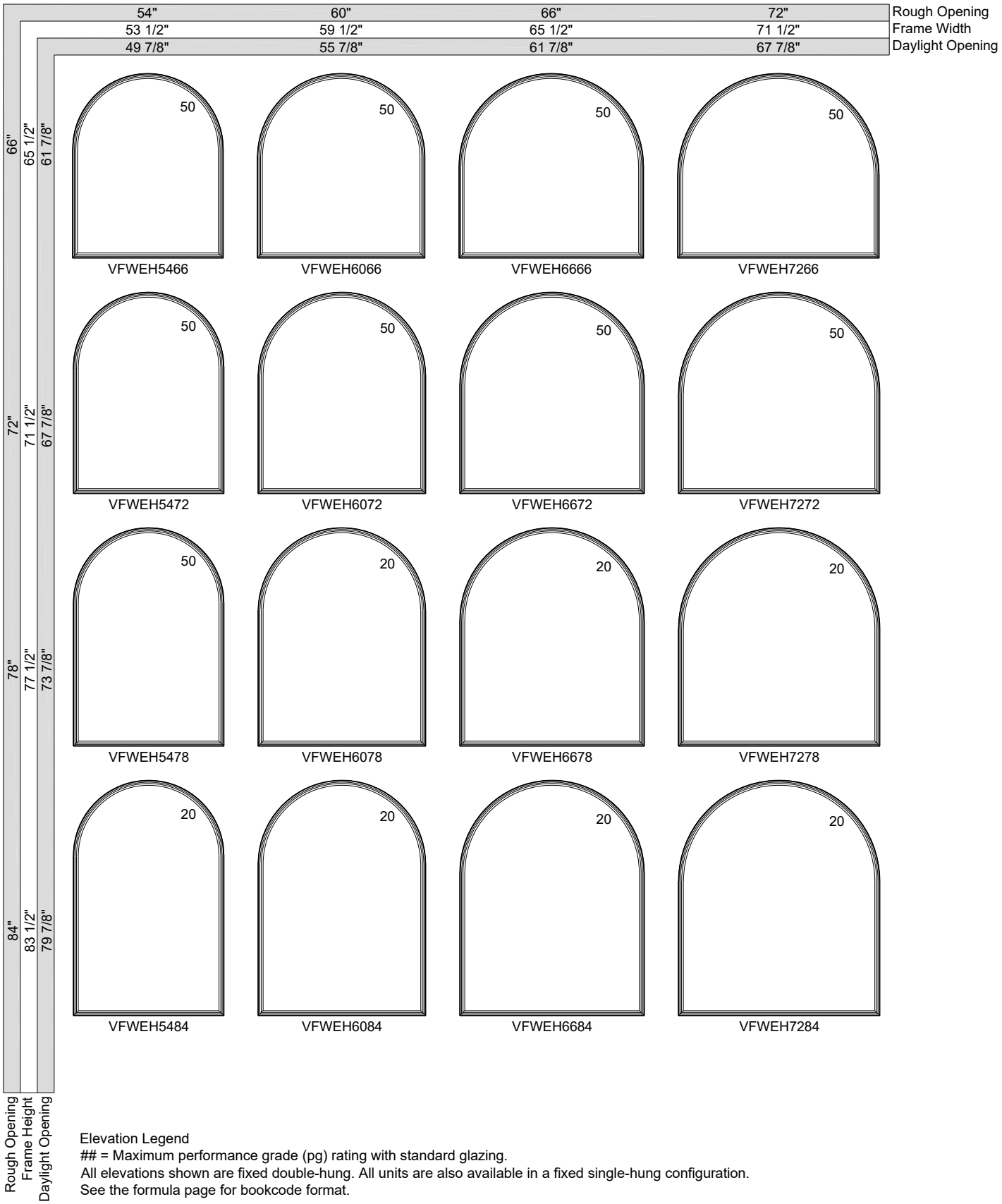

Elevation Legend
= Maximum performance grade (pg) rating with standard glazing.
All elevations shown are fixed double-hung. All units are also available in a fixed single-hung configuration.
See the formula page for bookcode format.

EXTENDED HALF ROUND UNITS

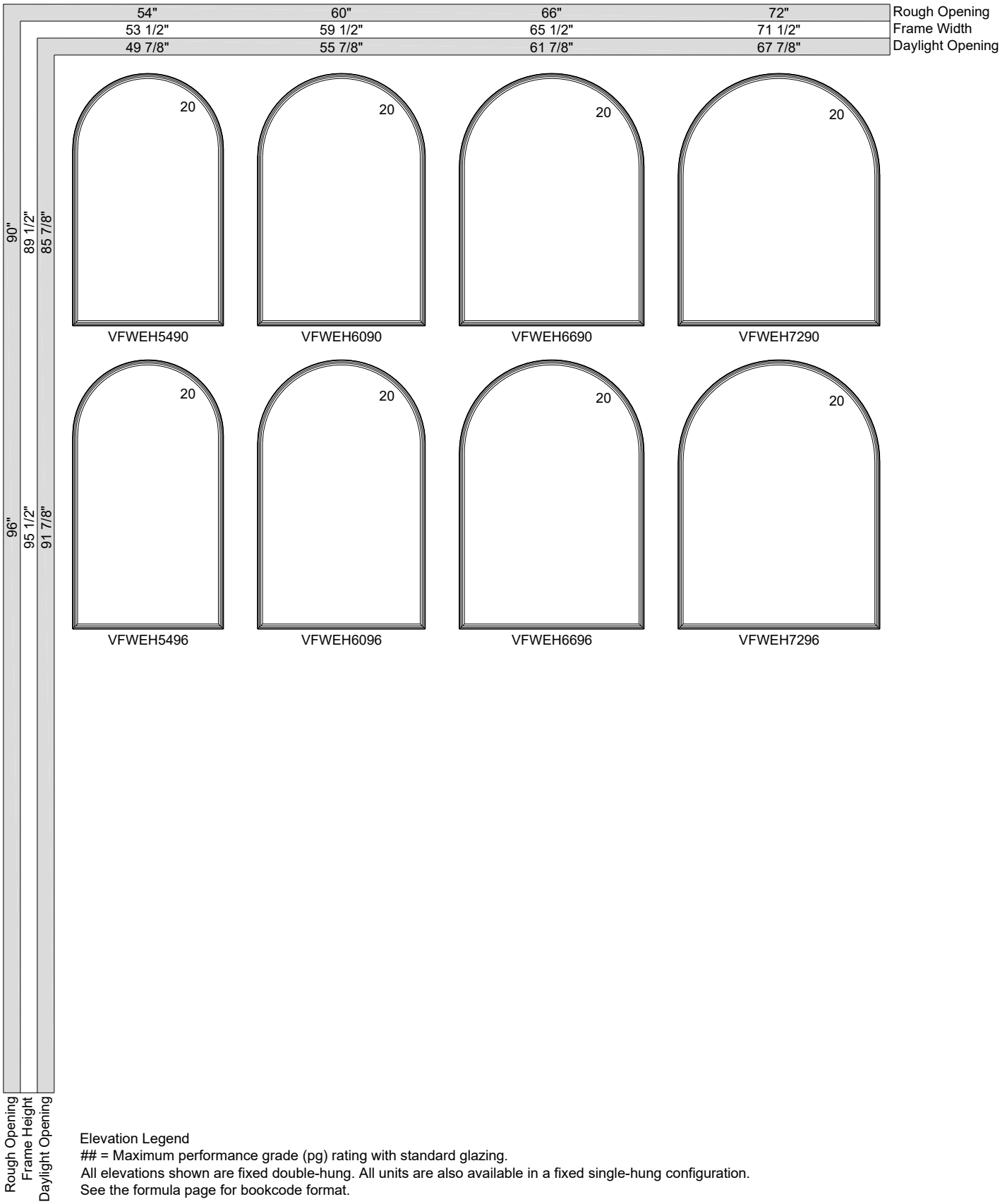

Elevation Legend
= Maximum performance grade (pg) rating with standard glazing.
All elevations shown are fixed double-hung. All units are also available in a fixed single-hung configuration.
See the formula page for bookcode format.

EXTENDED HALF ROUND UNITS

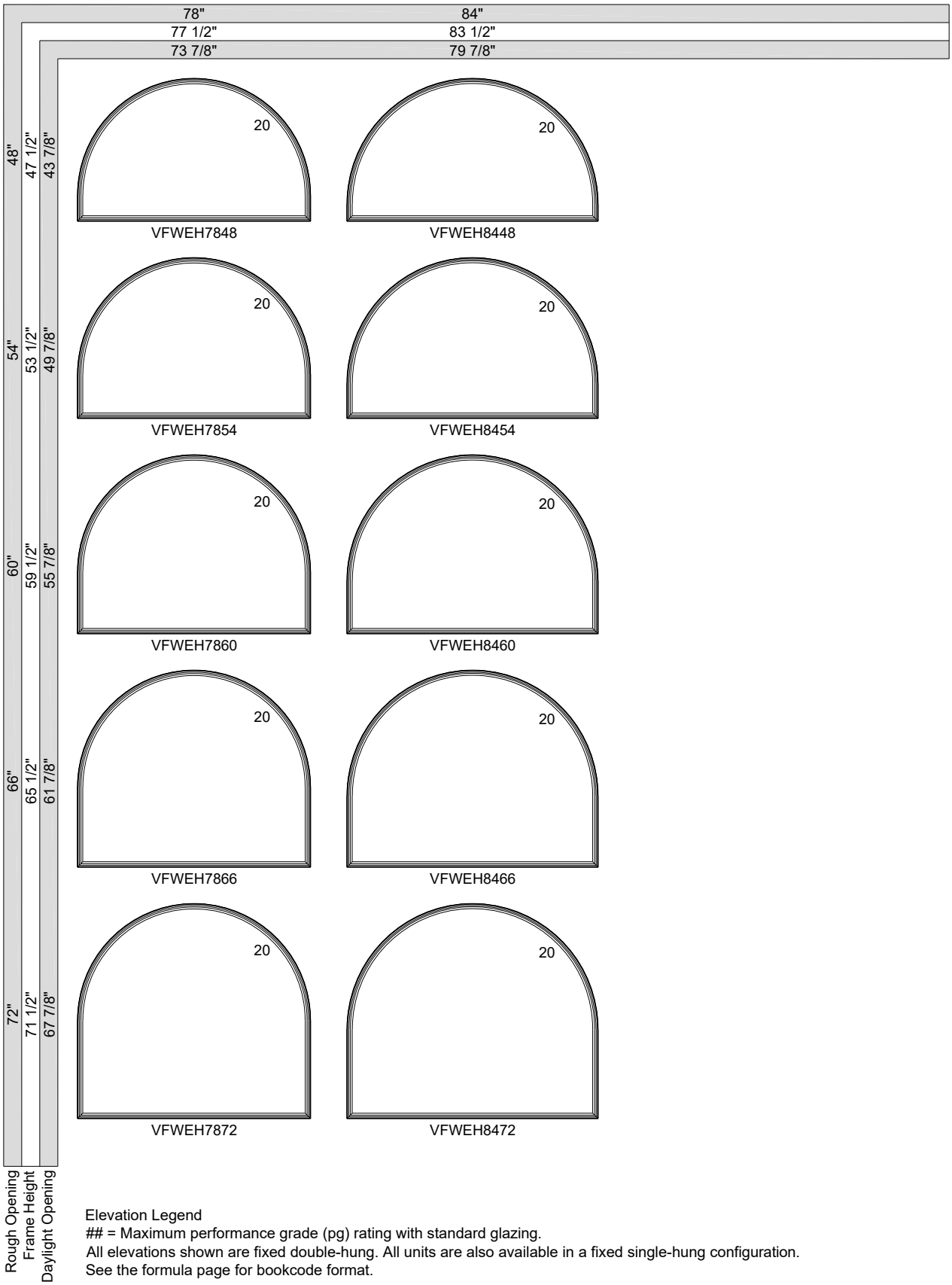

Elevation Legend
= Maximum performance grade (pg) rating with standard glazing.
All elevations shown are fixed double-hung. All units are also available in a fixed single-hung configuration.
See the formula page for bookcode format.

EXTENDED HALF ROUND UNITS

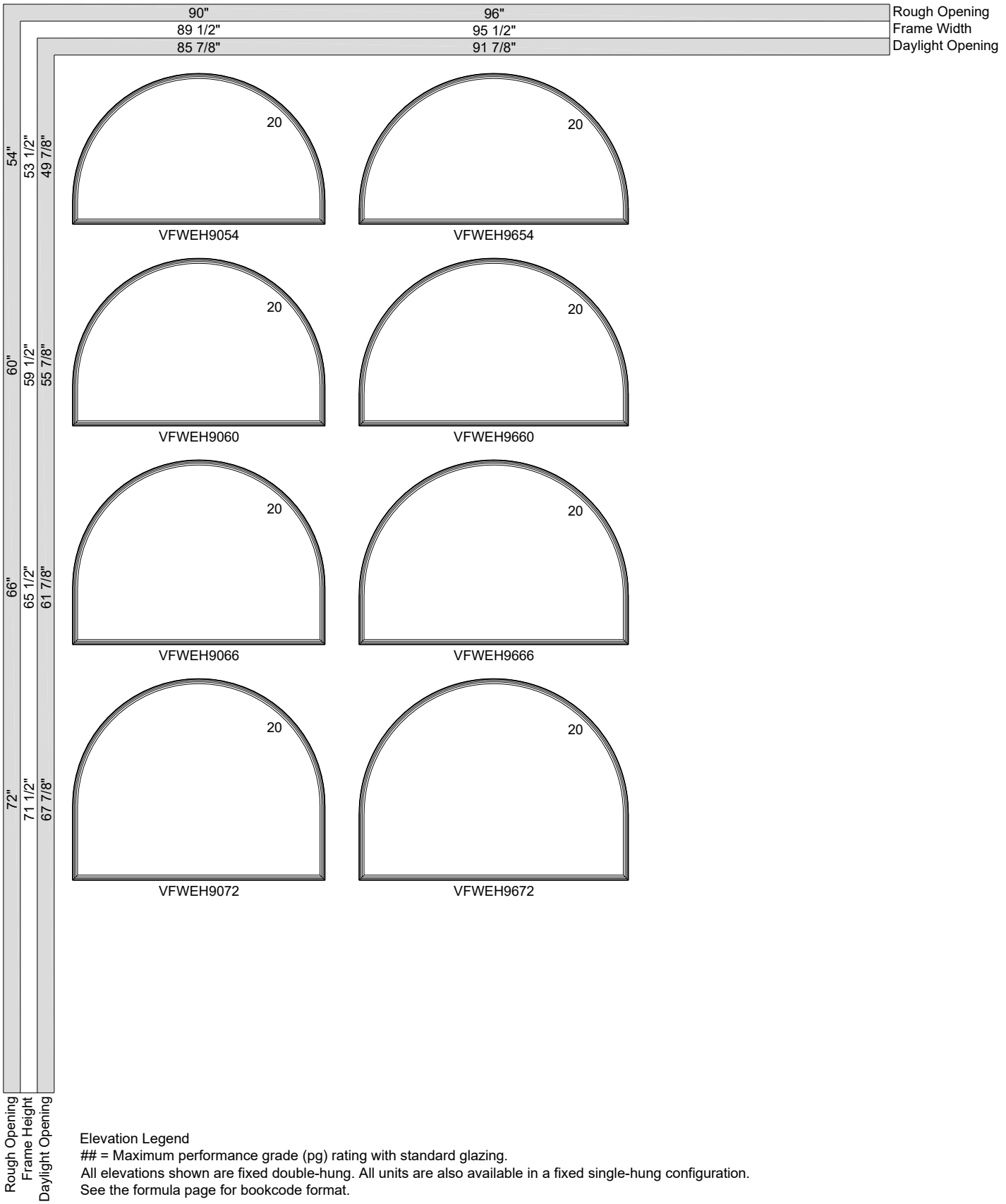

Elevation Legend
= Maximum performance grade (pg) rating with standard glazing.
All elevations shown are fixed double-hung. All units are also available in a fixed single-hung configuration.
See the formula page for bookcode format.

QUARTER ROUND UNITS



Elevation Legend
= Maximum performance grade (pg) rating with standard glazing.
All elevations shown are fixed double-hung. All units are also available in a fixed single-hung configuration.
See the formula page for bookcode format.

QUARTER ROUND UNITS

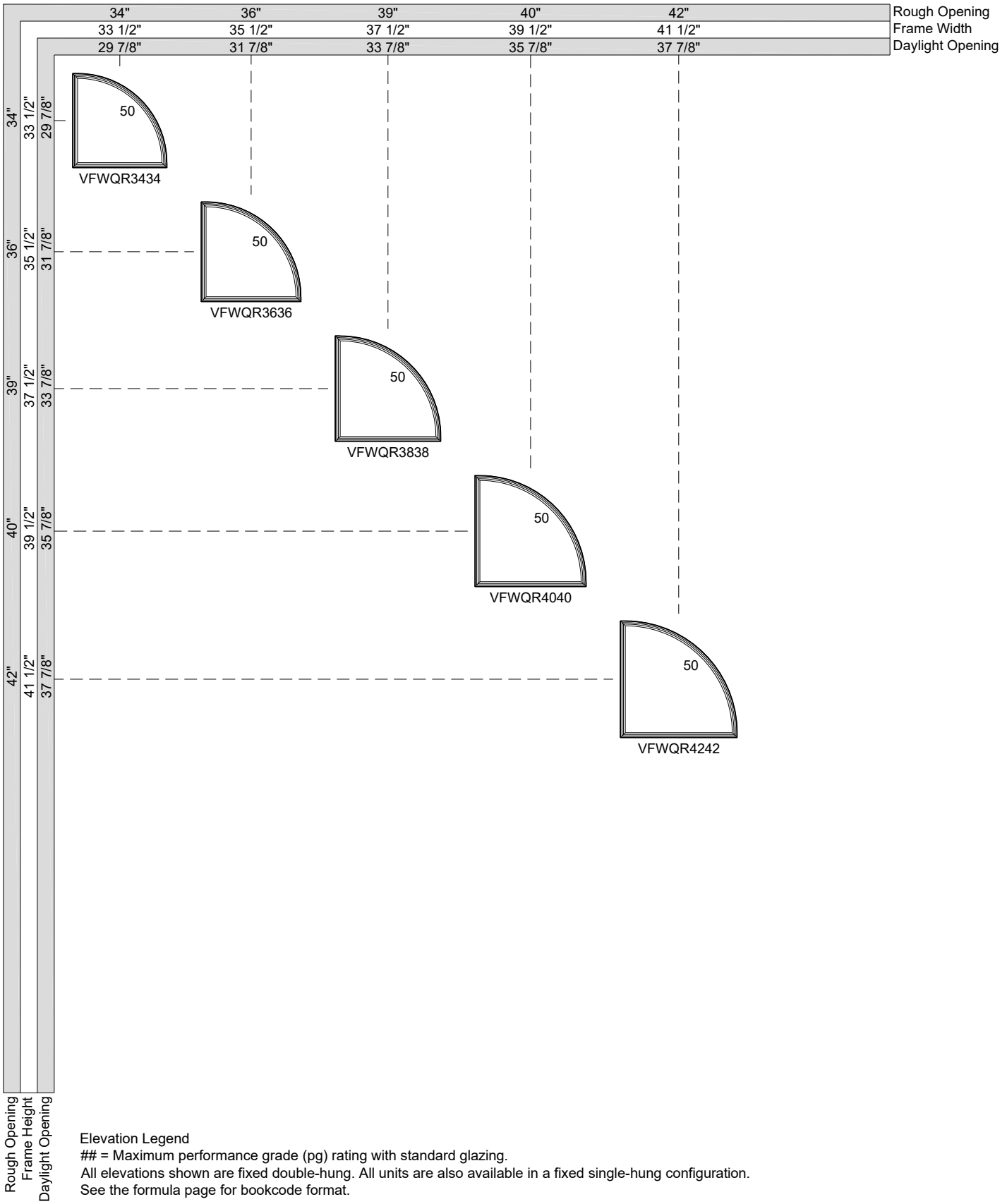

Elevation Legend
= Maximum performance grade (pg) rating with standard glazing.
All elevations shown are fixed double-hung. All units are also available in a fixed single-hung configuration.
See the formula page for bookcode format.

QUARTER ROUND UNITS

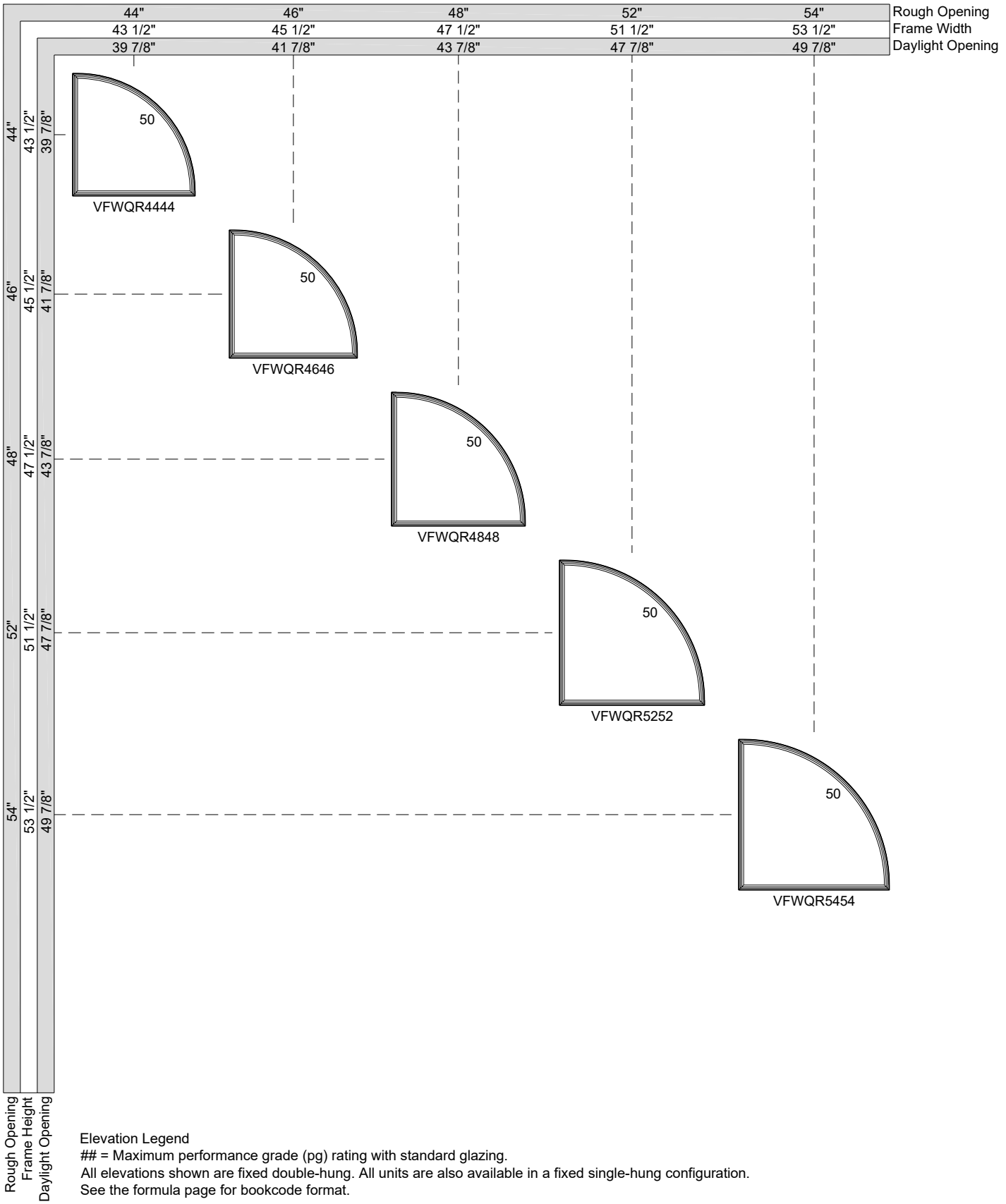

Elevation Legend
= Maximum performance grade (pg) rating with standard glazing.
All elevations shown are fixed double-hung. All units are also available in a fixed single-hung configuration.
See the formula page for bookcode format.

QUARTER ROUND UNITS

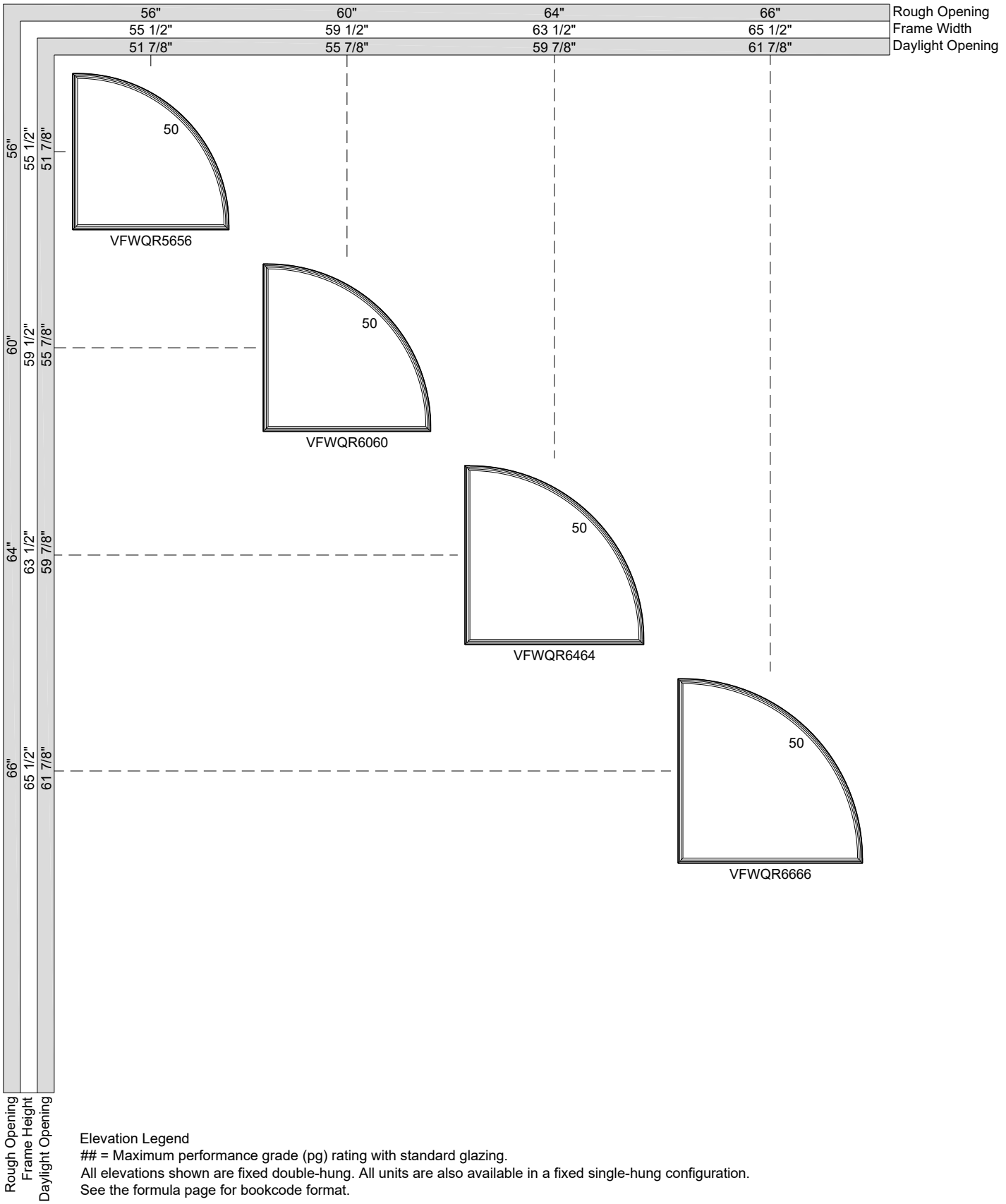

Elevation Legend
= Maximum performance grade (pg) rating with standard glazing.
All elevations shown are fixed double-hung. All units are also available in a fixed single-hung configuration.
See the formula page for bookcode format.

QUARTER ROUND UNITS

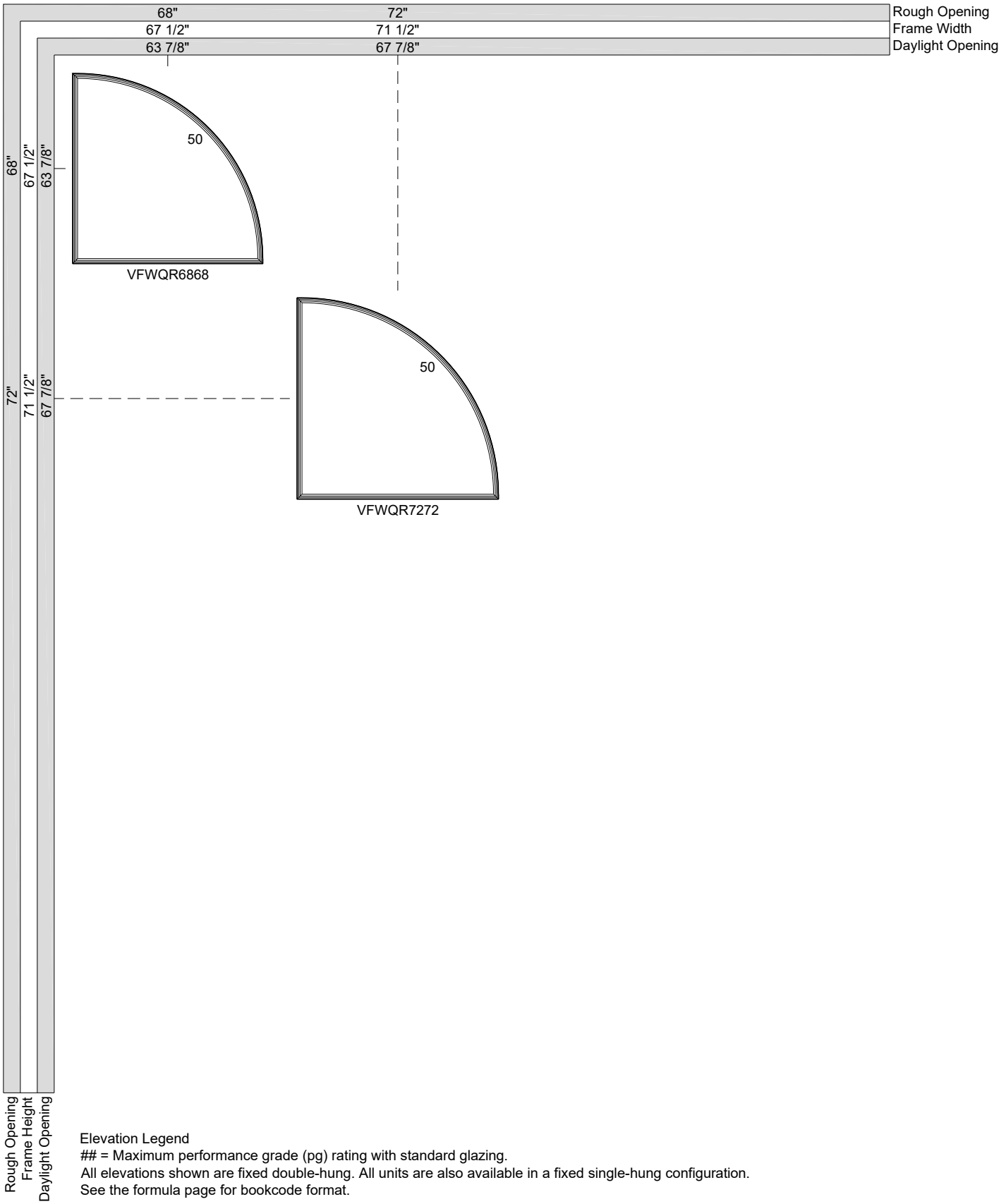

Elevation Legend
= Maximum performance grade (pg) rating with standard glazing.
All elevations shown are fixed double-hung. All units are also available in a fixed single-hung configuration.
See the formula page for bookcode format.

EXTENDED QUARTER ROUND UNITS

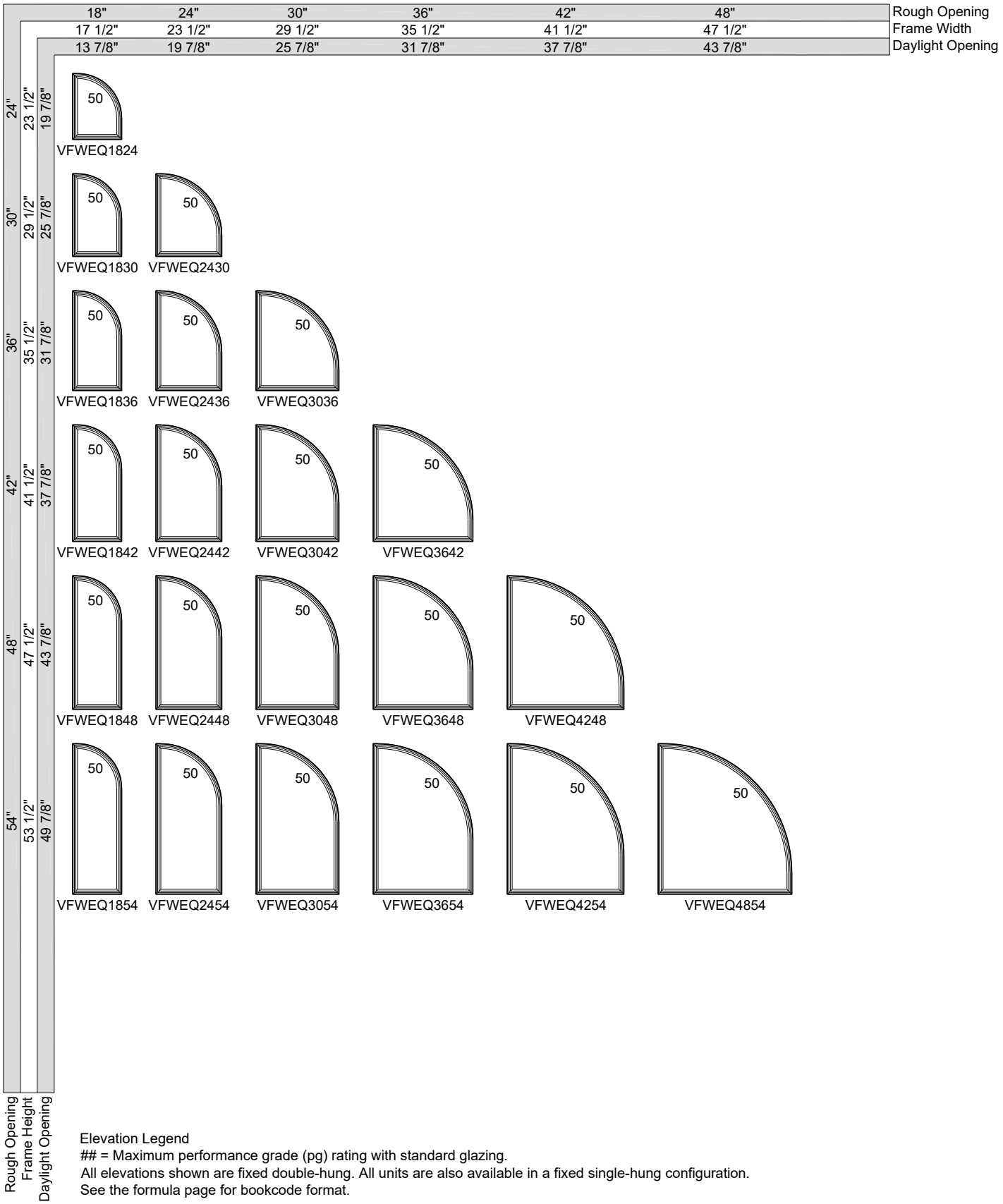

Elevation Legend
= Maximum performance grade (pg) rating with standard glazing.
All elevations shown are fixed double-hung. All units are also available in a fixed single-hung configuration.
See the formula page for bookcode format.

EXTENDED QUARTER ROUND UNITS

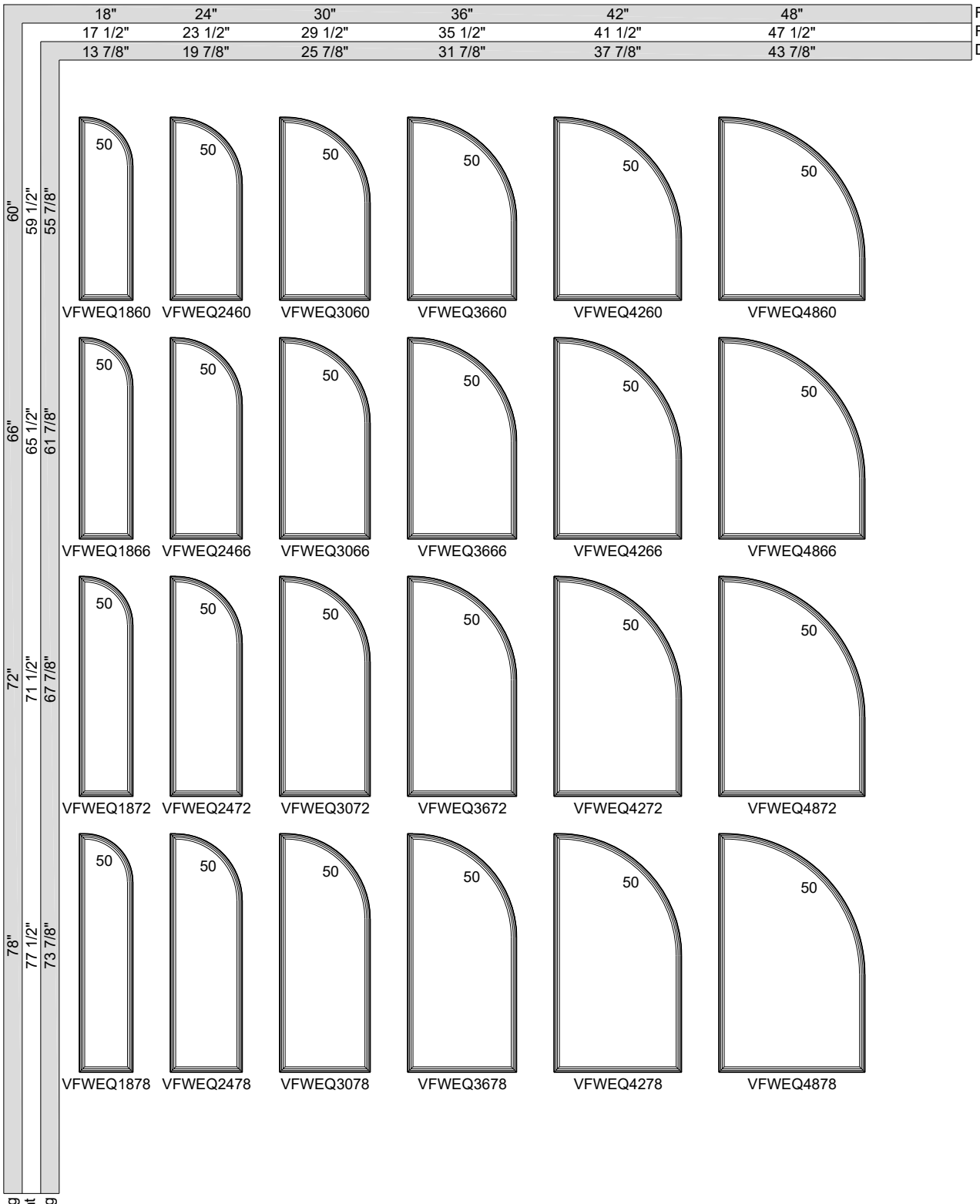

Elevation Legend
= Maximum performance grade (pg) rating with standard glazing.
All elevations shown are fixed double-hung. All units are also available in a fixed single-hung configuration.
See the formula page for bookcode format.

EXTENDED QUARTER ROUND UNITS



Elevation Legend
= Maximum performance grade (pg) rating with standard glazing.
All elevations shown are fixed double-hung. All units are also available in a fixed single-hung configuration.
See the formula page for bookcode format.

EXTENDED QUARTER ROUND UNITS

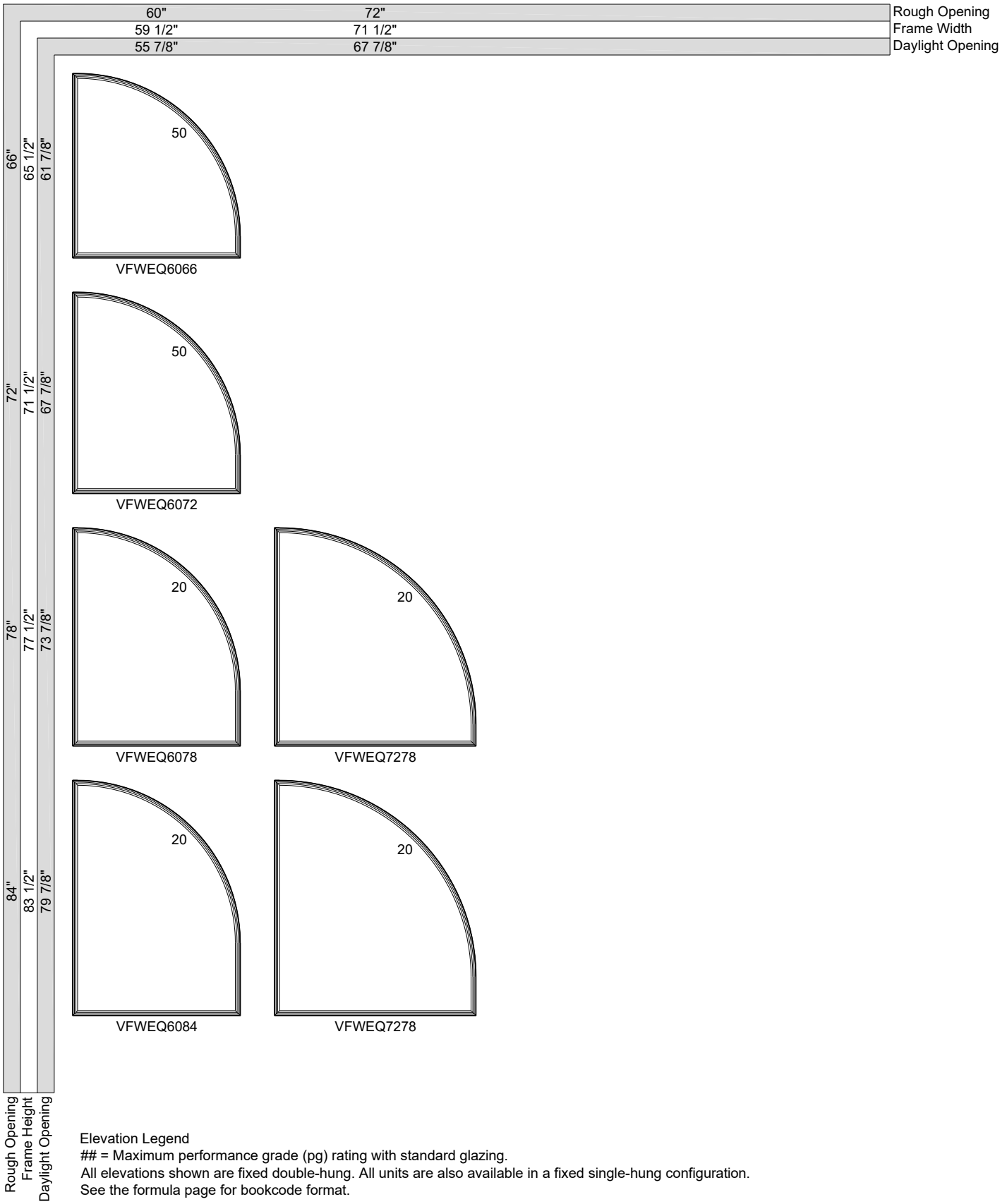

Elevation Legend
= Maximum performance grade (pg) rating with standard glazing.
All elevations shown are fixed double-hung. All units are also available in a fixed single-hung configuration.
See the formula page for bookcode format.

EXTENDED QUARTER ROUND UNITS

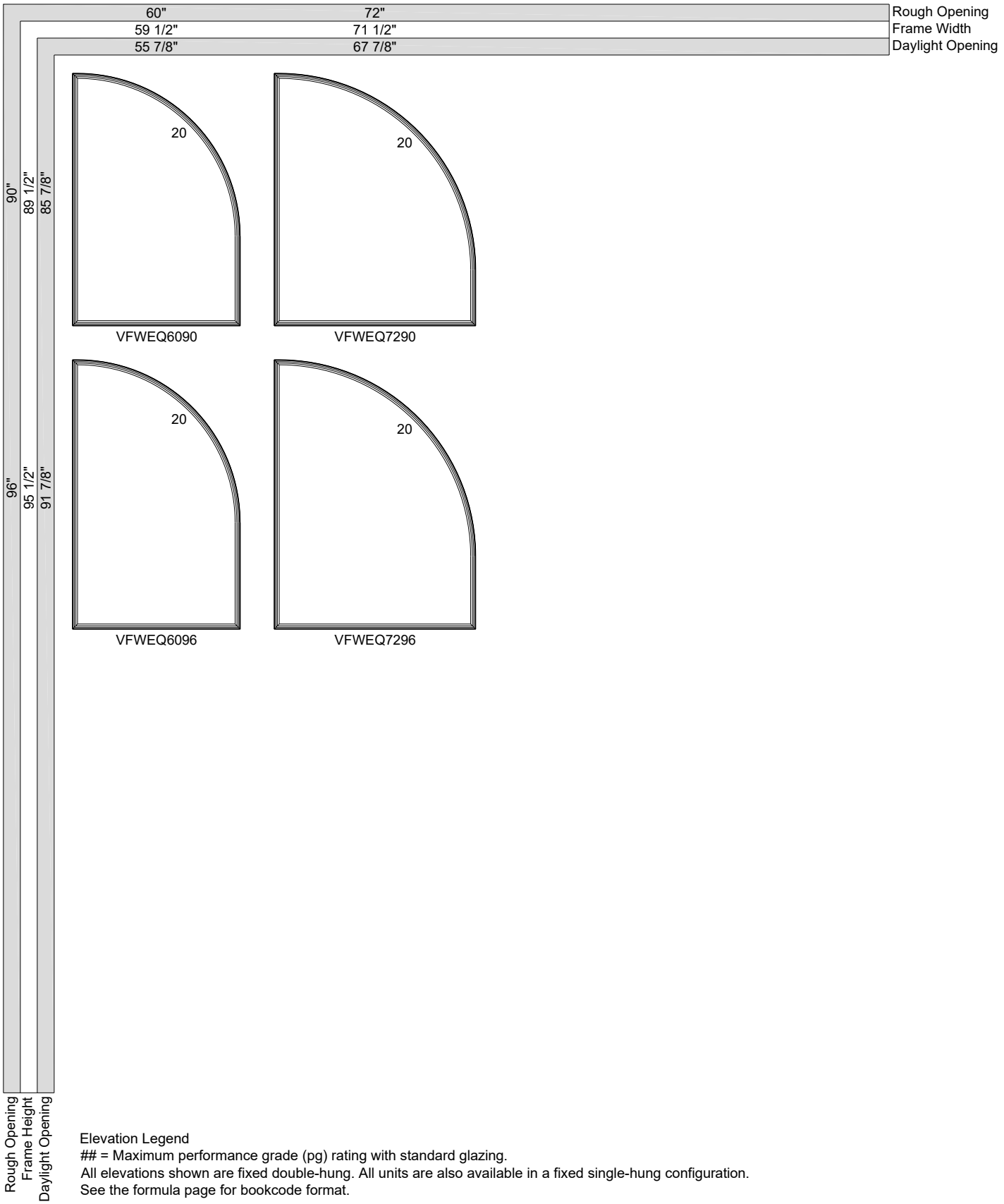

Elevation Legend
= Maximum performance grade (pg) rating with standard glazing.
All elevations shown are fixed double-hung. All units are also available in a fixed single-hung configuration.
See the formula page for bookcode format.

OVAL UNITS

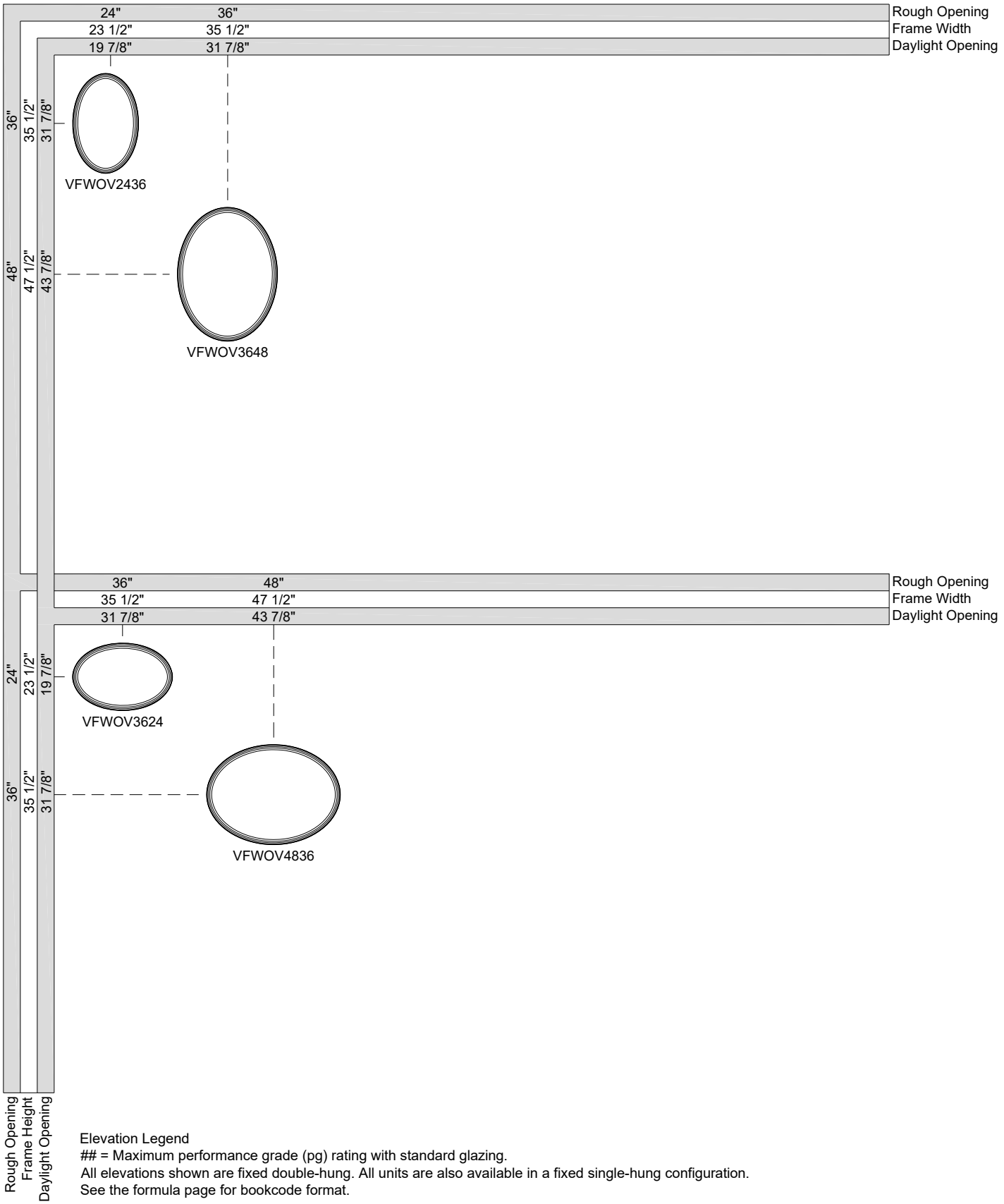

Elevation Legend
= Maximum performance grade (pg) rating with standard glazing.
All elevations shown are fixed double-hung. All units are also available in a fixed single-hung configuration.
See the formula page for bookcode format.

Front Windows and Replacements





1- Interior



2- Interior



4-Interior



3- Interior



3- Interior

Front Windows and Replacements

WESTSIDE OF HOME





















Front Windows and Replacements





















Front Windows and Replacements





EASTSIDE OF HOME







Front Windows and Replacements

















Front Windows and Replacements

















Front Windows and Replacements

NORTHSIDE OF HOME (BACK)

















Front Windows and Replacements

BASEMENT WINDOWS





AMERIMAX™

Roof Drainage Systems



Full Range of Special Order Gutter Colors Available!

***Call Amerimax for Details**

5" Gutter System	
Gutter: Sold 10' sections (5")	24002 _ _ _*
Downspout: 10' (2"x3")	24019 _ _ _*
Inside Miter: (5")	5INM _ _ _*
Outside Miter: (5")	5OTM _ _ _*
Right End: (5")	5ENR _ _ _*
Left End: (5")	5ENL _ _ _*
Seamer: 2 per pack with 1 oz. SeamerMate® (Available in 5" only)	25008 _ _ _*
Hidden Hanger with Hex Head Screw: (5")	210121
Hidden Hanger with Roof Strap: 4 pack, nails included. Use when no Fascia Board available (5" only)	21030PK
Unpainted Outlet: (2"x3")***	21051
"A" Style Elbow: (2"x3")	3AE _ _ _*
"B" Style Elbow: (2"x3")	3BE _ _ _*
Downspout Bands	DPB _ _ _*
SeamerMate® 10 oz. Cartridge	85148 or 85150**
Sheet Metal Screws: 8 Per Pack	85354 _ _ _*
Touch-Up Paint: 12 oz. can, 12 Per Carton	13TUP_ _ _*

6" Gutter System	
Gutter: Sold 10' sections (6")	44002 _ _ _*
Downspout: 10' (3"x4")	44011 _ _ _*
Inside Strip Miter: (6")	6ISM _ _ _*
Outside Strip Miter: (6")	6OSM _ _ _*
Right End: (6")	6ENR _ _ _*
Left End: (6")	6ENL _ _ _*
Hidden Hanger with Hex Head Screw: (6")	47814
Unpainted Outlet: (3"x4")	47251
"A" Style Elbow: (3"x4")	4AE _ _ _*
"B" Style Elbow: (3"x4")	4BE _ _ _*
Downspout Bands	DPB _ _ _*
SeamerMate® 10 oz. Cartridge	85148
Sheet Metal Screws: 8 Per Pack	85354 _ _ _*
Touch-Up Paint: 12 oz. can, 12 Per Carton	13TUP_ _ _*

Important Notes:

Allow two week lead time

10' Gutter Sections available only

See page A1 in the Appendix for "Gutter Facts You Should Know Before Purchasing Your Roof Drainage Systems"

End with Drop not available in this program

***21051 Unpainted Outlets are not visible after installation

6" Seamer not available. Installation requires overlap of gutter, screw, and seal with SeamerMate®

Color Fandecks Available



Use the Color Designation below to indicate preferred color:

30° White	010 or 30W
80° White	020 or 80W
Alcoa Musket Brown	AMB
Almond	069 or AL
AMP Dark Bronze	ADB
Black	025 or BL
Bone Linen	230 or LI
Dark Bronze	051 or DBZ
Grecian Green	217 or GG
Herringbone	220 or HE
Heritage Cream	027 or HC

Light Maple	028 or LM
Musket Brown	059 or MB
Natural Clay	790 or NC
Pearl Gray	053 or PG
Pebblestone Clay	PB
Red	221 or RE
Royal Brown	015 or RB
Savannah Wicker	460 or SW
Terra Bronze	200 or BZ
Tuxedo Gray	056 or TG

K Style Aluminum Gutter

See page A1 in the Appendix for "Gutter Facts You Should Know Before Purchasing Your Roof Drainage Systems"

	Description	Carton Qty	White 30°	Brown	Natural Clay	High Gloss White 80°	Royal Brown
	***Straight Back Gutter **10'***						
	5" .0185"	10	26006	2400619	2400679	-	-
	5" .0255"	10	26002	2400219	-	-	-
	5" .0305"	10	26003	-	-	-	-
	6" .0255"	5	46002	-	-	-	-
	***Hem Back Gutter **10'***						
	5" .0255"	8	26004	-	-	-	-
	5" .027"	5	-	-	-	K10HG5	K10BR5
	5" .032"	10	-	-	-	K10325	K10B35
	6" .032"	5	-	-	-	K10326	K10BR6
	***Miter, Inside***						
	5"	20	-	-	-	5INM80W	5INMRB
	5"	10	27201	2520119	25001079	-	-
	6"	10	47001	-	-	6INM80W	6INMRB
	***Miter, Outside***						
	5"	20	-	-	-	5OTM80W	5OTMRB
	5"	10	27202	2520219	25002079	-	-
	6"	10	47002	-	-	-	-
	6"	20	-	-	-	6OTM80W	6OTMRB
	***Strip Miter, Inside***						
	5"	20	-	-	-	5ISM80W	5ISMRB
	6"	20	-	-	-	6ISM80W	6ISMRB
	Bay Strip Miter, Inside						
	5"	20	-	-	-	5ISMBG80W	-
	6"	20	-	-	-	6ISMBG80W	-
	***Strip Miter, Outside***						
	5"	20	-	-	-	5OSM80W	5OSMRB
	6"	20	-	-	-	6OSM80W	6OSMRB
	Bay Strip Miter, Outside						
	5"	20	-	-	-	5OSMBGS80W	-
	6"	20	-	-	-	6OSMB80W	-
 *2x3 drop* *3x4 drop (assembly required)*	***End w/Drop 5"***						
	2" x 3" Drop	12	27010	2501019	2501079	-	-
	2" x 3" Drop	20	-	-	-	KEPHG5	KEPBR5
	3" x 4" Drop*	12	27080*	2508019*	-	-	-
	End w/Drop 6"						
	3" x 4" Drop*	10	47080*	-	-	-	-
	*Includes two pieces. Assembly required.						
	***Left End***						
	5"	50	27005	-	-	5ENL80W	5ENLRB
	5"	15	27205	2520519	25005079	-	-
	6"	50	47005	-	-	6ENL80W	6ENLRB
	***Right End***						
	5"	50	27006	-	-	5ENR80W	5ENRRB
	5"	15	27206	2520619	25006079	-	-
	6"	50	47006	-	-	6ENR80W	6ENRRB
	***Connector***						
	5"	50	-	-	-	KSJHG5	KSJBR5
	5"	30	27209	2520919	2500979	-	-
	***Seamer with 1 oz. SeamerMate®***						
	5", 2/bag	25	27008	2500819	25008079PK	-	-
	6", 2/bag	25	4700825	-	-	-	-

*Colors shown are for reference only. All thicknesses are inches unless otherwise noted. Tolerance is ± .002 inches. **Available in longer lengths.*

K Style Aluminum Gutter

See page A1 in the Appendix for "Gutter Facts You Should Know Before Purchasing Your Roof Drainage Systems"

	Description	Carton Qty	Unpainted	White 30°	Brown	Natural Clay	High Gloss White 80°	Royal Brown
	***Hidden Hanger w/Screw***							
	5" - Aluminum	100	210121	-	-	-	-	-
	5" - Aluminum	250	21812	-	-	-	-	-
	See pages 19-22 for more hanger choices.							
	***Gutter Screws and Ferrules 10/Pack***							
	7" - Galvanized	12 pks	-	33047PK	3304719PK	-	-	-
	Gutter Screws only Bulk							
	7" - Galvanized	250	-	33246	-	-	-	-
	See pages 19-22 for more hanger choices.							
	***Downspout 10' Square Corrugated***							
	2" x 3" .0145"	10	DSSCPMF3	26010	2401019	2401079	-	-
	2" x 3" .0175"	10	-	26011	2401119	-	-	-
	2" x 3" .019"	10	-	-	-	-	24019020	24019015
	2" x 3" .024"	10	-	DSSC24H3	DSSC24B3	-	-	-
	3" x 3" .024"	10	-	L4061	L4161	-	-	-
	3" x 4" .0175"	10	-	46011	4401119	-	-	-
	3" x 4" .024"	10	DSSCPMF4	-	-	-	DS4102480W	DS41024RB
	***Downspout Extension 15"***							
	2" x 3"	24	-	27075	2507519	25075079	-	-
	3" x 4"	14	-	47075	4507519	-	-	-
	***Downspout Band*** • *Fits 2" x 3" and 3" x 4" downspouts*							
		200	-	27229	2522919	-	-	-
		100	-	-	-	25029079	DPB80W	DPBRB
	***Front Elbow "A" (75 degree) Square Corrugated***							
	2" x 3"	30	-	27064	-	-	3AE80W	3AERB
	2" x 3"	15	-	27264	2526419	25064079	-	-
	3" x 3"	10	-	L4066	L4166	-	-	-
	3" x 4"	10	-	47264	4526419	-	-	-
	3" x 4"	15	-	-	-	-	4AE80W	-
	3" x 4"	15	-	-	-	-	-	4AERB
	Front Elbow "A" (90 degree) Square Corrugated							
	2" x 3"	30	-	-	-	-	3AES80W90	3AESRB90
	3" x 4"	15	-	-	-	-	4AES80W90	4AESRB90
	Front Elbow "A" (60 degree) Square Corrugated							
	2" x 3"	30	-	-	-	-	3AES80W60	3AESRB60
	3" x 4"	30	-	-	-	-	4AES80W60	4AESRB60
	***Side Elbow "B" (75 degree) Square Corrugated***							
	2" x 3"	30	-	27065	-	-	3BE80W	3BERB
	2" x 3"	15	-	27265	2526519	25065079	-	-
	3" x 4"	15	-	-	-	-	4BE80W	4BERB
	3" x 4"	10	-	47265	4526519	-	-	-
	Side Elbow "B" (90 degree) Square Corrugated							
	2" x 3"	30	-	-	-	-	3BES80W90	3BESRB90
	3" x 4"	30	-	-	-	-	4BES80W90	4BESRB90
	Side Elbow "B" (60 degree) Square Corrugated							
	2" x 3"	30	-	-	-	-	3BES80W60	3BESRB60
	3" x 4"	30	-	-	-	-	4BES80W60	4BESRB60
	***Vinyl Transition Elbow*** • *Transitions from "A" style to "B" style* • *Can be used with metal and vinyl gutter systems.*							
	2" x 3"	30	-	37064	-	-	-	-
	3" x 4"	12	-	37065	-	-	-	-

Refer to page 23 for Outlets

Colors shown are for reference only. All thicknesses are inches unless otherwise noted. Tolerance is ± .002 inches.

Half Round Aluminum Gutter

See page A1 in the Appendix for "Gutter Facts You Should Know Before Purchasing Your Roof Drainage Systems"

	Description	Carton Qty	Unpainted	White 30°	High Gloss White 80°	Royal Brown
	***Single Bead **10'***					
	5" .027"	10	-	-	L10HG5	L10BR5
	5" .032"	10	-	-	L10325	L10B35
	6" .032"	10	-	-	L10HG6	L10BR6
	***Miter, Inside***					
	5"	20	-	-	LISHG5	LISBA5
	6"	20	-	-	LISHG6	LISBA6
	***Miter, Outside***					
	5"	20	-	-	LOSHG5	LOSBA5
	6"	20	-	-	LOSHG6	LOSBA6
	***End w/Outlet***					
	5"	20	-	-	DEPHG5	DEPBA5
	***"B" Wide Flange Outlet***					
	3" - Aluminum	50	-	-	WBOHG3	WBOBA3
	4" - Aluminum	50	-	-	WBOHG4	WBOBA4
	***"B" Outlet***					
	3" - Aluminum	50	-	-	RBOHG3	RBOBA3
	4" - Aluminum	50	-	-	RBOHG4	RBOBA4
	***End***					
	5"	50	-	-	CENHG5	CENBA5
	6"	50	-	-	CENHG6	CENBA6
	***Connector***					
	5"	50	-	-	SCNHG5	SCNBA5
	6"	50	-	-	SCNHG6	SCNBA6
	***#10 Combination Circle & Shank w/Spring Clip***					
	5" - Aluminum	50	-	-	CBCHG5	CBCBA5
	6" - Aluminum	50	-	-	CBCHG6	CBCBA6
	Spring Clip for #10 Combination Hanger					
	One Size - Aluminum	50	-	-	SPCLWA	SPCLBA
	See pages 19-22 for more hanger choices.					
	***Shank for Adjustable Pitch Rafters***					
	#30 - Aluminum	50	-	-	SHHG30	SHBA30
	See pages 19-22 for more hanger choices.					
	***Downspout 10' Plain Round***					
	3" .019"	10	-	DSPRPSW3	DSPRPHG3	DSPRPBR3
	3" .024"	10	DSPRPMF3	-	-	-
	4" .019"	10	DSPRPMF4	DSPRPSW4	DSPRPHG4	DSPRPBR4
	4" .024"	10	DSPRPMF4	-	DSPRPHG4	DSPRPBR4
	***Downspout 10' Round Corrugated***					
	3" .019" *Individually UPC'd*	10	-	-	46026	-
	3" .019"	10	-	-	DSRCPHG3	DSRCPBR3
	4" .024" *Individually UPC'd*	10	-	-	46018	-
	4" .024"	10	-	-	DSRCPHG4	DSRCPBR4

*Colors shown are for reference only. All thicknesses are inches unless otherwise noted. Tolerance is ± .002 inches. **Available in longer lengths.*

Half Round Aluminum Gutter

See page A1 in the Appendix for "Gutter Facts You Should Know Before Purchasing Your Roof Drainage Systems"

	Description	Carton Qty	White 30°	High Gloss White 80°	Royal Brown
	**Elbow (75 degree) Plain Round** *(Also available in 90, 60, 45 & 30 degrees)*				
	3" .019"	30	-	PR3HG3	PR3BR3
	4" .024"	30	-	PR3HG4	PR3BR4
	**Elbow (75 degree) Round Corrugated** *(Also available in 90, 60, 45 & 30 degrees)*				
	3" .019"	30	-	RC3HG3	RC3BR3
	3" .019"	15	-	473741	-
	4" .024"	8	-	470781	-
	4" .024"	30	-	RC3HG4	RC3BR4

K Style Galvanized Gutter

	Description	Carton Qty	White 30°	Brown	Unpainted
	**Gutter **10'**				
	4" 32 ga.	10	18007	1800719	14007
	5" 32 ga.	10	32007	3200719	28008
	5" 30 ga.	10	-	-	28007
	**Miter, Inside**				
	4"	10	19201	1920119	15201
	5"	10	33201	3320119	29201
	**Miter, Outside**				
	4"	10	19202	1920219	15202
	5"	10	33202	3320219	29202
	**End w/Drop**				
	4"	12	19010	1901019	15010
	5"	12	33010	3301019	29010
	**Left End**				
	4" 28 ga.	50	19005	-	-
	4" 28 ga.	15	-	1920519	15205
	5" 28 ga.	50	33005	-	-
	5" 28 ga.		-	3320519	29205
	**Right End**				
	4" 28 ga.	50	19006	-	-
	4" 28 ga.	15	-	1920619	15206
	5" 28 ga.	50	33006	-	-
	5" 28 ga.	15	-	3320619	29206
	**Connector**				
	4"	30	19209	1920919	15209
	5"	30	33209	3320919	29209
	**Seamer with 1 oz. SeamerMate®**				
	4"	25	19008	1900819	15008
	5"	25	33008	3300819	29008

Colors shown are for reference only. All thicknesses are inches unless otherwise noted. Tolerance is ± .002 inches.

K Style Galvanized Gutter

See page A1 in the Appendix for "Gutter Facts You Should Know Before Purchasing Your Roof Drainage Systems"

	Description	Carton Qty	White 30°	Brown	Unpainted
	***Snap Lok Bracket*** (Call for information on top bars, snap straps, and cross bars)				
	5" Bulk - Galvanized	50	33022	3302219	29022
	See pages 19-22 for more hanger choices.				
	***Fascia Bracket, 4/pack***				
	5" - Galvanized	12 pks	33020PK	3302019PK	29020PK
	4" - Galvanized	12 pks	19020	1902019	15020
	See pages 19-22 for more hanger choices.				
	***Downspout 10' Square Corrugated***				
	2" x 2" 26 ga.	10	-	-	DSSCP262
	2" x 3" 32 ga.	10	32014	3201419	28014
	2" x 3" 30 ga.	10	-	-	28017
	3" x 4" 30 ga.	10	50014	-	48014
	Downspout Extension 15"				
	2"x3" 32 ga.	24	33075	3307519	-
	***Downspout Band*** • *Fits 2" x 3" and 3" x 4" downspouts*				
		200	33229	3322919	-
		100	-	-	29029
	***Front "A" Elbow (75 degree) Square Corrugated*** *(Also available in 90, 60, 45 & 30 degrees)*				
	2" x 3"	30	33064	-	-
	2" x 3"	30	-	-	SA63P3
	2" x 3"	15	-	3326419	29264
	3" x 4"	30	-	-	SA63P4
	3" x 4"	20	51064	-	49064
	***Side "B" Elbow (75 degree) Square Corrugated*** *(Also available in 90, 60, 45 & 30 degrees)*				
	2" x 3"	30	33065	-	-
	2" x 3"	30	-	-	SB63P3
	2" x 3"	15	-	3326519	29265
	3" x 4"	20	51065	-	49065
	3" x 4"	30	-	-	SB63P4
	***Vinyl Transition Elbow*** • *Transitions from "A" style to "B" style* • *Can be used with metal and vinyl gutter systems.*				
	2" x 3"	30	37064	-	-
	3" x 4"	12	37065	-	-

Half Round Galvanized Gutter

	Description	Carton Qty	Unpainted
	***5" Single Bead **10'***		
	26 ga.	5	L10265
	28 ga.	10	L10285
	6" Single Bead **10'		
	26 ga.	10	L10266BX
	***Miter, Inside***		
	5"	20	LIS265
	6"	20	LIS266
	***Miter, Outside***		
	5"	20	LOS265
	6"	20	LOS266

*Colors shown are for reference only. All thicknesses are inches unless otherwise noted. Tolerance is ± .002 inches. **Available in longer lengths.*

Half Round Galvanized Gutter

See page A1 in the Appendix for "Gutter Facts You Should Know Before Purchasing Your Roof Drainage Systems"

	Description	Pack Qty.	Unpainted
	***End w/Outlet***		
	5"	20	DE2653
	6"	20	DE2664
	***"B" Outlet, Wide Flange***		
	3"	50	RBOMF3
	***WB Pop Rivet Style Outlet***		
	3"	50	WBP263
	***"B" Style Outlet***		
	3"	50	RBO263
	4"	50	RBO264
	5"	25	RBO265
	6"	25	RBO266
	***End***		
	5" 28 ga.	50	CEN265
	6" 28 ga.	50	CEN266
	***Connector***		
	5"	50	SCN265
	6"	50	SCN266
	***#10 Combination Circle & Shank w/Spring Clip***		
	5" - Galvanized	50	CCS105
	6" - Galvanized	50	CCS106
	Spring Clip for #10 Combination Hanger		
	One Size - Galvanized	50	SPCLGL
	See pages 19-22 for more hanger choices.		
	***Rival Strap Hanger***		
	5" - Galvanized	50	RIVGL5
	6" - Galvanized	50	RIVGL6
	See pages 19-22 for more hanger choices.		
	***Downspout Plain Round***		
	2" 26 ga.	10	42016
	2" 26 ga.	5	DSPRP262
	3" 26 ga.	5	DSPRP263BX
	3" 28 ga.	5	DSPRP283BX
	4" 28 ga.	5	DSPRP284BX
	***Downspout 10' Round Corrugated***		
	2" 26 ga.	5	DSRCP262
	3" 26 ga.	6	40016
	3" 28 ga.	6	DSRCP283
	4" 26 ga.	5	DSRCP264BX
	4" 28 ga.	5	DSRCP284
	***Elbow (75 degree) Plain Round*** *(Also available in 90, 60, 45 & 30 degrees)*		
	2" 26 ga.	20	PR63P2
	3" 26 ga.	20	PR63P3
	4" 26 ga.	20	PR63P4
	***Elbow (75 degree) Round Corrugated*** *(Also available in 90, 60, 45 & 30 degrees)*		
	2" 26 ga.	20	RC63P2
	3" 26 ga.	15	410651
	3" 26 ga.	20	RC63P3
	4" 26 ga.	20	RC63P4
	***Downspout Band***		
	Round 2"	100	43029

Colors shown are for reference only. All thicknesses are inches unless otherwise noted. Tolerance is ± .002 inches.


Gutters
Downspout
Gutter
Rotting
4252


GUTTER
DOWNSPOUT

Gutters & Downspouts




Gutter
Gutter
Gutter
Downspout


Gutters
Downspouts
Downspouts
RYOBI

STEP FOUR - Secure Deck Panels to Posts

- Slide bottom channel of pre-cut panel on to lower clips. *(Dia. #6)*
- Insert clips into top channel of panel on each end.
- Using (4) - #8x3/4" Self-tapping screws, attach the upper 2 clips to the post.
- Using (8) - #8x3/4" Self-tapping screws, secure the upper and lower clips to the panel.

Dia. #6

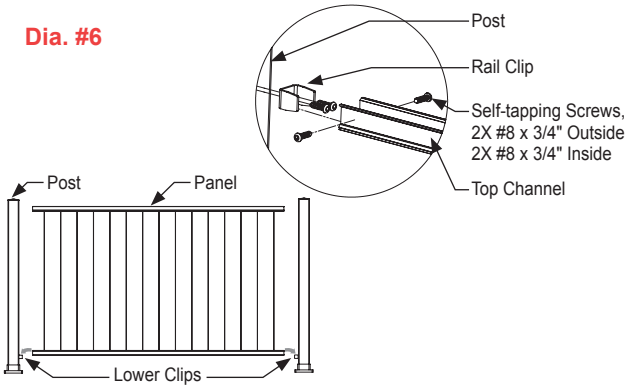

STEP FIVE - Cut and Install Top and Bottom Rail Snaps

- Measure between posts at the top and bottom. *(Dia.#7)*
- Cut top & bottom snap covers 1/16" less than opening.
- Clean cut areas and apply touch-up paint on all exposed metal.
- Snap each rail snap over the corresponding rail channel until properly seated. *(Dia. #8)* **TIP:** If snap will not seat, try installing support leg. Then apply pressure to snap starting from one end.

Dia. #7

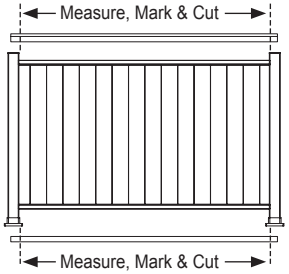

Dia. #8

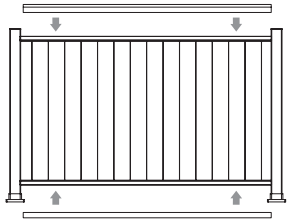

STEP SIX - Install Support Legs

- For openings greater than 4', install support legs under center of bottom rail *(Dia. #9)*
- Slide support leg under bottom rail and mark.
- Install two deck screws at location of support leg, install support leg over screws.
- Using (1) - #8x3/4" color-matched screw, secure the support leg to bottom rail. *(Dia. #10)*

Dia. #9

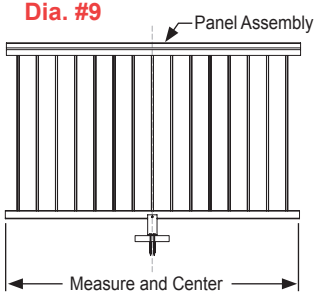

Dia. #10

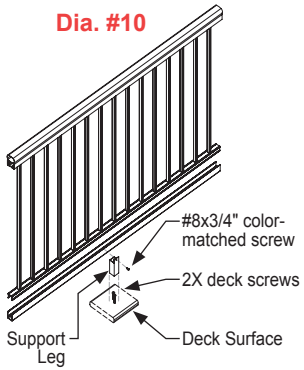

STEP SEVEN - Install Stair Panels

- Hold or temporarily clamp stair panel against posts and adjust for equal end spacing *(Dia. #11)*
- Mark the panel at 4 locations of post connection.
- Miter cut panel at marked locations and place panel in opening. Cut rail 1/16" less than opening.
- Mark posts for location of bottom rail clips.
- Remove panel and install lower clips. *(Dia. #12)*
- Clean cut areas & apply touch-up paint on exposed metal.
- Place cut panel between posts, push rail onto bottom clips, place clips into upper channel, attach clips to post and secure panel to all clips as per Step 4. *(Dia. #6)*
- Miter cut and install top and bottom rails as per Step 5. *(Dia. #7 & #8)*
- See Stair Panel Instructions for more details.

Dia. #11

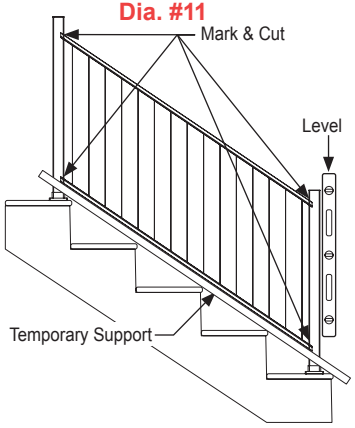

Dia. #12

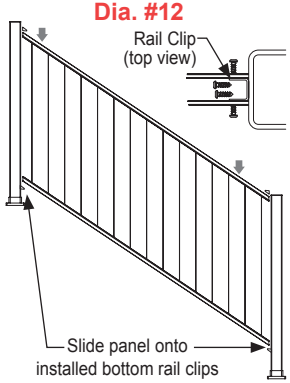

ARIA RAILING®

INSTALLATION INSTRUCTIONS

ALUMINUM BALUSTER RAILING SYSTEM

ITEMS REQUIRED FOR INSTALLATION:

- Post-to-Surface Mounting Screws
- Cordless Drill/Driver
- Pencil
- Safety Glasses
- Miter Saw W/Non-Ferrous Blade
- Level
- Tape Measure
- 6" #2 Square Drive Bit
- 3/16" Drill Bit

IMPORTANT NOTES:

- Do not install base plate covers until railing assembly is completed.
- If installing lighting, wiring must be installed prior to securing posts to deck surface and installing top rail snaps.
- Actual picket panel lengths: 6' Panels = 69.43"; 8' Panels = 91.31".
- 3" posts are required to reach 6' & 8' lengths.
- MAX. POST SPAN ON STAIR RAILING APPLICATIONS IS 70" ON CENTER.
- Stair railing panels are shipped at a 37° angle. Panels are adjustable and will accommodate 30-40° stair angles. **CAUTION:** Over adjusting stair panels will cause loose and rattling pickets.
- 42" post kits are required for middle and bottom stair posts with the 36" railing system.
- 48" post kits are required for middle and bottom stair posts with the 42" railing system.
- 45° deck angles require 22.5°clips applied to each side of the post. The 22.5° clip kit is sold separately.
- Two 3" posts are recommended on top of deck surface if stair riser is not at a 90° angle from deck frame.

It is the responsibility of the installer to meet all local code requirements and obtain all required building permits. The installer should determine and implement appropriate installation techniques for each installation situation. The manufacturer or its reseller shall not be held responsible for improper or unsafe installation.

For other instructions and videos, visit
AriaRailing.com

©2024 Aria Railing®. All Rights Reserved. Version 1.7 - part number WIAC06100

36IN HIGH SYSTEM SHOWN. TOP RAIL PROFILE MAY VARY.

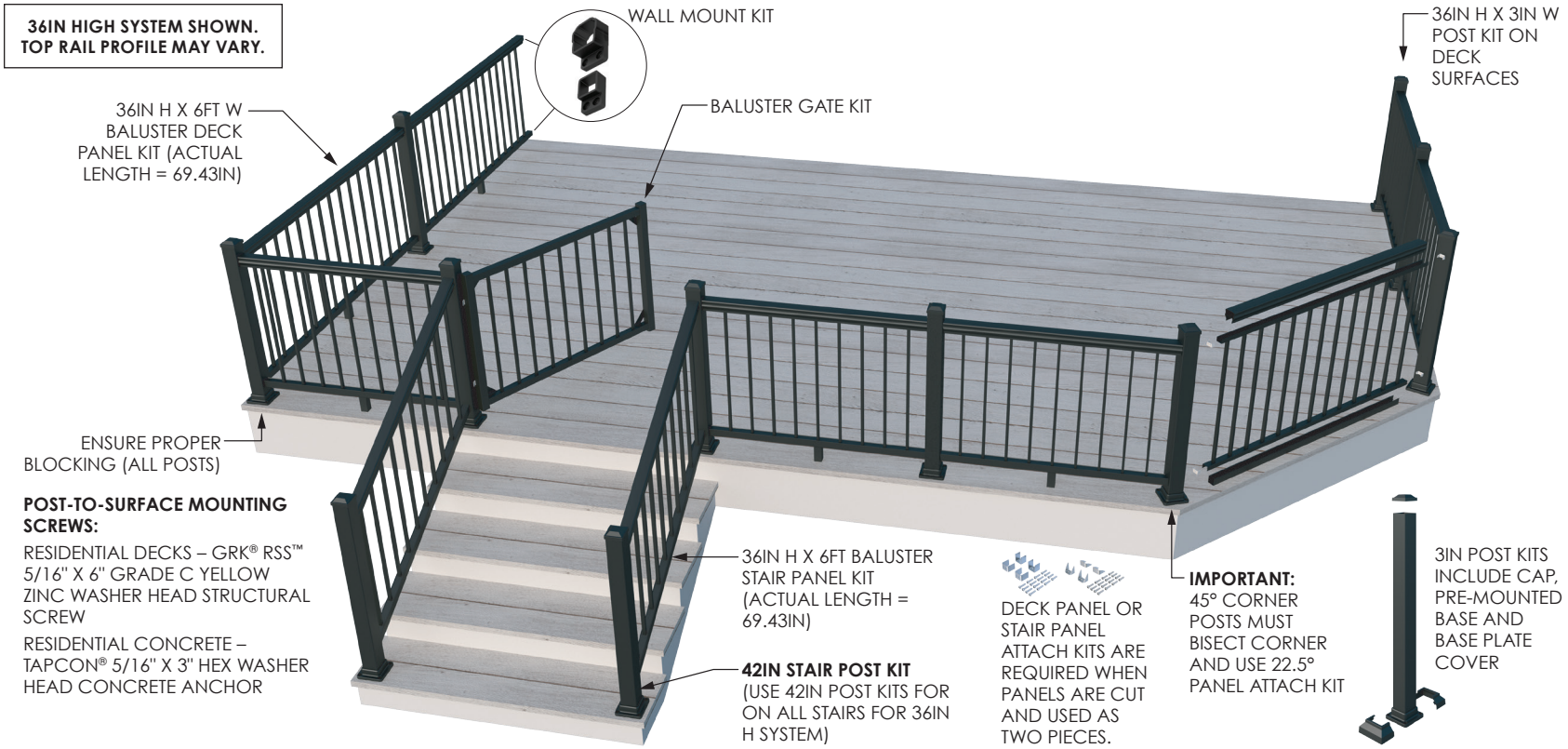

STEP ONE – Determine necessary posts required and prepare (end, center or corner)

Install Lower Deck Rail Clips – Two Options:

Option A - When No Lower Rail Clip Jig Is Available

- Measure 2 7/8" from top of casting shoulder and place a pencil mark for location of the top edge of the rail clip. *(Dia. #1)*
- Center clip on post and secure with (2) - #8x3/4" Self-tapping screws.

Dia. #1

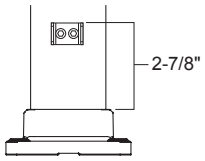

Dia. #2

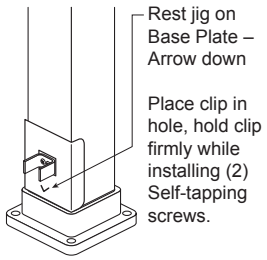

Option B - Using Lower Rail Clip Jig

- Place lower rail clip jig (w/ arrow facing base plate) on top of base plate upper edge. *(Dia. #2)*
- Place clip in hole and fasten with (2) - #8x3/4" Self-tapping screws.

STEP TWO - Secure Posts to Deck

Install proper post blocking as per *(Dia. #3a, 3b)*. Use proper attach screws or anchors as directed below. (Deck screws at each post location, are not provided with kits).

- With 3/16" drill bit, pre-drill through deck boards and into blocking.
- Level and plumb post using shims.
- Secure posts to deck with suggested screws.
- Set aside post caps and post base vinyl covers. Install them after the rest of the railing is complete. *(Dia. #4)*

Dia. #3a

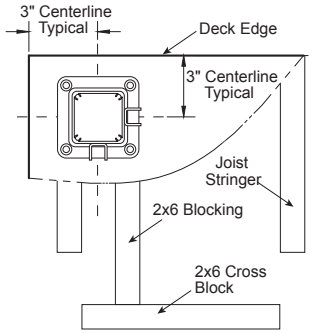

Dia. #3b

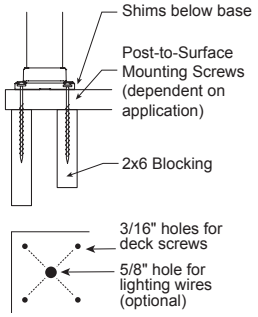

STEP THREE - Cut Deck Panels

- Clamp or hold panel against post, adjust for equal end spacing. *(Dia. #5)*
- Mark the top and bottom rails.
- Cut panel 1/16" less than opening size.
- Clean cut areas and apply touch-up paint on exposed ends.

Dia. #4

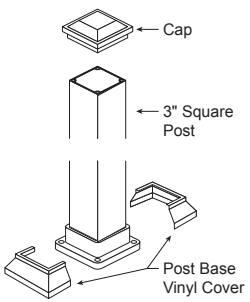

Dia. #5




RYOBI
6' 7"
12' 11"

6′ 3″

10′


6' 7"