



# HISTORIC DISTRICT COMMISSION APPLICATION FOR WORK APPROVAL

City of Detroit - Planning & Development Department  
2 Woodward Avenue, Suite 808  
Detroit, Michigan 48226

**APPLICATION ID**

HDC2026-00139

## PROPERTY INFORMATION

**ADDRESS(ES):** 1616 W. Chicago Blvd Detroit, MI

**HISTORIC DISTRICT:** Boston-Edison

## SCOPE OF WORK: (Check ALL that apply)

- |   |  |  |   |   |                                |
|---|--|--|---|---|--------------------------------|
| <input checked="" type="checkbox"/> Windows/<br>Doors | <input checked="" type="checkbox"/> Walls/<br>Siding | <input type="checkbox"/> Painting        | <input type="checkbox"/> Roof/Gutters/<br>Chimney | <input checked="" type="checkbox"/> Porch/Deck/Balcony                                    | <input type="checkbox"/> Other |
| <input type="checkbox"/> Demolition                   | <input type="checkbox"/> Signage                     | <input type="checkbox"/> New<br>Building | <input checked="" type="checkbox"/> Addition      | <input type="checkbox"/> Site Improvements<br>(landscape, trees, fences,<br>patios, etc.) |                                |

## BRIEF PROJECT DESCRIPTION:

This is a resubmission of corrections needed and resolution of issues on this property most notable the demolition of the rear two story wing .We have resubmitted plans for the rear wing's reconstruction and other minor items including the construction of a new rear deck.

## APPLICANT IDENTIFICATION

**TYPE OF APPLICANT:** Architect/Engineer/Consultant

**NAME:** William Wroblewski

**COMPANY NAME:** Candy Construction

**ADDRESS:** 11415 Brookfield

**CITY:** Livonia

**STATE:** MI

**ZIP:**  
48150

**PHONE:** +1 (313) 410-0680

**EMAIL:** billcandyconstruction@gmail.com

## I AGREE TO AND AFFIRM THE FOLLOWING:

- |                                     |  |
|-------------------------------------|--|
| <input checked="" type="checkbox"/> | I understand that the failure to upload all required documentation may result in extended review times for my project and/or a denied application.   |
| <input checked="" type="checkbox"/> | I understand that the review of this application by the Historic District Commission does not waive my responsibility to comply with any other applicable ordinances including obtaining appropriate permits (building, sign, etc.) or other department approvals prior to beginning the work.   |
| <input checked="" type="checkbox"/> | I hereby certify that the information on this application is true and correct. I certify that the proposed work is authorized by the owner of record and I have been authorized to make this application as the property owner(s) authorized agent.  |
| <input checked="" type="checkbox"/> | As required by the state Local Historic Districts Act, <a href="#">Act 169 of 1970</a> (MCL399.205), I hereby certify that the property where work will be undertaken has, or will have before the proposed project completion date, a fire alarm system or a smoke alarm complying with the requirements of the Stille-DeRossett-Hale single state construction code act, <a href="#">1972 PA 230, MCL 125.1501 to 125.1531</a> |

DocuSigned by:

William T. Wroblewski

D898E358DF314A4

04/07/2026

SIGNATURE

DATE

**NOTE: Based on the scope of work, additional documentation may be required. See [www.detroitmi.gov/hdc](http://www.detroitmi.gov/hdc) for scope-specific requirements.**

**PROJECT DETAILS – TELL US ABOUT YOUR PROJECT**

**Instructions: Add project details using the text box in each section. If your details exceed the space provided, attach the details via the attachment icon for that section.**

**ePLANS PERMIT NUMBER:**

(only applicable if you've already applied for permits through ePLANS)

N/A

**GENERAL**

**1. DESCRIPTION OF EXISTING CONDITION**

*Please tell us about the current appearance and conditions of the areas you want to change. You may use a few sentences or attach a separate prepared document on the right. (For example, "existing roof on my garage is covered in gray asphalt shingles in poor condition.")*

The rear of the house has had a two-story wing that was demolished without HDC approval, and the area has been framed in and covered with vinyl siding. A window was added to 2nd floor the area in question along with another unapproved window in a second- floor bathroom. Two existing rear doors were also removed and boarded up. One on the first floor and one on the second. The existing rear one story wing witch still remains has also had a window removed and the opening boarded up.

**2. PHOTOGRAPHS**

*Help us understand your project. Please attach photographs of all areas where work is proposed.*



**3. DESCRIPTION OF PROJECT**

*In this box, tell us about what you want to do at the areas described above in box #1. (For example, Install new asphalt shingle roofing at garage.)*

We want to rebuild the demolished two- story wing similar to its previous specifications. We want to try to duplicate it as much as possible while staying with in the local building codes. We also want to provide new wood windows and doors for the boarded openings using a window / door similar to the historic windows and doors removed. We will also replace the unapproved vinyl window in the 2nd floor bathroom. We also want to build a new treated wood deck on the rear to replace a damaged rear porch the was removed.

**4. DETAILED SCOPE OF WORK**

*In this box, please describe all steps necessary to complete the work described in box #3. (For example, "remove existing shingles, replace wood deck as necessary, replace wood eaves, install roof vents, replace rotted fascia boards, paint, clean worksite.")*


1.) Remove existing vinyl siding, window and plywood from demolished area and prep to receive new two-story rear wing. 2.) Remove plywood from 2 existing rear doors and replace with historically similar wood doors. 3.) Remove existing rear 2nd floor window and boarded window on wing and replace with new historically similar wood windows. 4.) Build new 2-story rear wing with historically similar wood windows and stucco exterior. 5.) Provide new treated wood deck between existing one story and new two- story rear wings. 5.) Provide new stucco siding on existing one- story rear wing.

**5. BROCHURES/CUT SHEETS**

*Please provide information on the products or materials you are proposing to install. For example, a brochure on the brand and color of the shingles proposed.*



## ADDITIONAL DETAILS

<b>6. WINDOWS/DOORS</b> <i>Detailed photographs of window(s) and/or door(s) proposed for replacement showing the condition of the interior and exterior of the window(s) and/or door(s)</i>	





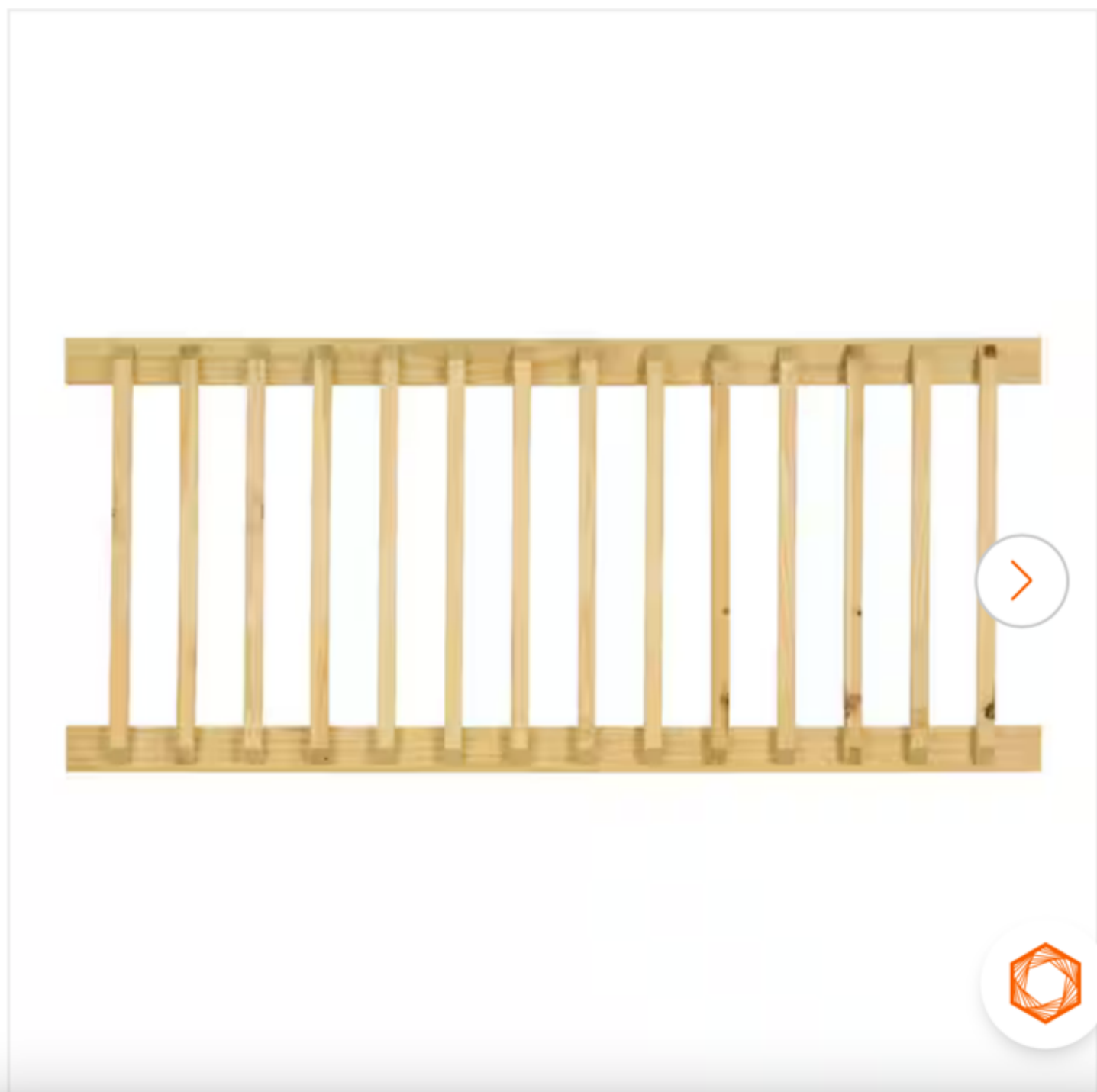




ProWood

# 32.5 in.H x 72 in.W Pressure-Treated Southern Yellow Pine Preassembled Wood Deck Horizontal Railing Kit w/ B2E Baluster

★★★★★ (270) Questions & Answers (108)



Quantity selector: minus, 1, plus

Add to Cart



Search



Livonia 10PM

48150

... / Lumber & Composites / Pressure Treated Lumber

# 2 in. x 8 in. x 12 ft. #2 Prime Ground Contact Pressure-Treated Southern Yellow Pine Lumber



★★★★★ (1786) Questions & Answers (125)



Shop All



Services



DIY



Log In



homedepot.com





ARK DESIGN

# 36 in. x 80 in. Modern Universal/Reversible 6-Lite Tempered Clear Glass Unfinished Pine Wood Front Door Slab

★★★★★ (4) [Questions & Answers \(6\)](#)



Quantity selector: minus, 1, plus

Add to Cart



# PELLA® LIFESTYLE SERIES WOOD CASEMENT WINDOW

JUMP TO..

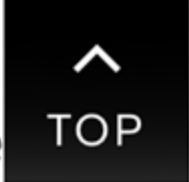


BUILD + ADD TO CART



## PELLA LIFESTYLE SERIES CASEMENT WINDOW SPECS & INSTALL DETAILS

- #1 performing wood window for the combination of energy saved and value<sup>16</sup>




- Performance rating of R20-CW50 and

< Double Hung

# Ultimate Wood Double Hung Magnum Window

Find a Dealer



The Ultimate Wood Double Hung Magnum window is designed for use in



marvin.com





Search



Livonia 10PM

48150

Top Rated



WeatherShield

# 5/4 in. x 6 in. x 16 ft. Standard Ground Contact Pressure-Treated Southern Yellow Pine Decking Board

★★★★☆ (1955) Questions & Answers (151)



Shop All



Services



DIY



Log In