



HISTORIC DISTRICT COMMISSION ADDITIONAL INFORMATION REQUEST

City of Detroit - Planning & Development Department
2 Woodward Avenue, Suite 808
Detroit, Michigan 48226

Date: 2/13/26

Application Number: HDC2026-00035

APPLICANT & PROPERTY INFORMATION

NAME: Clark Bailey		COMPANY NAME: CLARK'S CONSTRUCTION CO.	
ADDRESS: 18109 Livernois Ave	CITY: Detroit	STATE: MI	ZIP: 48221
PROJECT ADDRESS: 15091 Penrod			
HISTORIC DISTRICT: Rosedale Park			

REQUESTED INFORMATION

We have received your application, but it is not yet complete for review. Please provide additional details based on the comments and questions listed below. Should you need to attach additional files per this request, use the paperclip icons at the end of this form. You may attach up to (5) files per icon up to 25MB:

Thank you for the revised project description and the product brochure. This project will need to be reviewed by the Historic District Commission and the application is not yet complete. Replacing historic windows (and doors if any are proposed) cannot be approved by staff. The historic standards the commission uses to make decisions requires that historic materials be repaired before being replaced, and then, if they are beyond repair, they must be replaced in kind. The proposal we received proposes replacement but it doesn't first show the need for the replacements by documenting condition.

--Please mark up the provided floor plans or photographs to show which windows and doors are proposed for replacement and please label them to match the bid form.

--Please provide labeled photographs of every window and door proposed to be replaced, from inside and outside. The windows need to be shown to be in condition that is beyond repair in order to be replaced.

--Two doors to be replaced are mentioned in the project description; can you confirm or correct whether those two doors are the balcony door and balcony storm door? Staff did not understand the provided product cut sheet for a fiberglass door, what options for that door would be selected, and which door it was for.

--Please indicate in the Pella brochure which products would be used as the replacements. There are wood, aluminum-clad wood, and vinyl products included. It looked to staff like wood windows would be selected, but please indicate which products in that brochure are being proposed, including any options like grilles/muntins. Staff understands that no Pella doors are being proposed; please correct that understanding if it is incorrect.

--On the bid form, staff notes that it states, "Rotted casing or trim must be replaced with Equivalent." Please provide a product spec/cut sheet for the proposed replacement material.


--Similarly, the balcony storm door is proposed to be replaced with "Equivalent." Actual product cut sheets proposed are needed. Please contact us at hdc@detroitmi.gov with questions or concerns. Thank you again.

APPLICANT RESPONSE


Response Date: 03/16/2026



These are all Pictures of window being asked by DRD to be replace.



Side D upstairs



Side b downstairs

A photograph taken from an upstairs room looking out through a window. The window is partially covered by light-colored curtains on the left. The view outside shows a backyard with a pool, a wooden deck, and a house in the distance. The text "Side C upstairs" is overlaid in white on the image.

Side C upstairs

A photograph taken from an indoor location looking out through a large, multi-paned window. The window is divided into several rectangular panes by dark frames. Outside, a residential street is visible with several houses of varying styles, including a prominent yellow house with a gabled roof. A dark-colored SUV is parked on the left side of the road, and a dark sedan is on the right. The foreground is filled with indoor plants, including a large green leafy plant at the bottom and a climbing vine with heart-shaped leaves on the right. A white light fixture with a black base is visible on the left side of the frame. The text "Side A downstairs" is overlaid in white, bold font across the middle of the image.

Side A downstairs

A photograph of a brick wall. In the center is a white-framed window with two panes. To the right of the window is a satellite dish. The dish is grey and has the word 'DIRECTV' partially visible on it. A black cable runs from the window area down the wall. The text 'Side b upstairs' is overlaid in white on the image.


Side b upstairs

A photograph of a window with two panes. The top pane is partially obscured by light-colored curtains. The bottom pane is open, showing a view of a brick building with a white window and a white downspout. The text "Side B upstairs" is overlaid in white on the top pane.

Side B upstairs

A photograph of a brick wall. In the center is a window with a white frame and a dark pane. To the right of the window is a grey electrical box with a black wire running vertically down the wall. At the bottom left, there is a blue tarp or object. The text "Side D downstairs" is overlaid in white on the brick wall.

Side D downstairs




Side A downstairs


A photograph of a brick wall. In the center is a white-framed window with a brick sill. To the left is a grey satellite dish with 'DIRECTV' written on it. The text 'Side b upstairs' is overlaid in white on the brick wall.

DIRECTV

Side b upstairs



Side C upstairs




Side b downstairs

A white door with a glass panel featuring horizontal blinds. A small orange sign with the number '84' is on the door. The door is set in a brick wall. To the left is a window with a white frame. The floor is wooden. The text 'Side C upstairs' is overlaid in white.

Side C upstairs



Side D upstairs

A photograph of a brick building's exterior. The wall is made of reddish-brown bricks. A white-framed double-hung window is centered in the lower half of the image. Above the window is a white decorative cornice. In the upper left background, a brick chimney rises against a grey, overcast sky. The text "Side A upstairs" is overlaid in white, bold font across the middle of the window.

Side A upstairs




Side D downstairs



Side D upstairs



Side A downstairs



Side A downstairs



Side C upstairs



Side C upstairs



Side D downstairs




Side C upstairs

A photograph of a white-framed double-hung window set in a brick wall. The window has a decorative lintel above it. The text "Side A Upstairs" is overlaid in white on the lower half of the window. At the bottom center, a portion of a black metal light fixture is visible.


Side A Upstairs



Side D downstairs



Side C upstairs



Side C upstairs



Side C upstairs