



**Basilica of Sainte Anne de Detroit, Chapel:
 Interior restoration/rehabilitation**

Directly behind (south of) the main church altar is a small chapel which is used for daily mass. The chapel is a simple rectangle in plan. In this chapel stands the original hand-carved altar from the 1828 church.

There is no description of historic or existing interior treatments and finishes in the National Register Nomination form or the City of Detroit HDAB Final Report for the Ste. Anne's Parish Complex Historic District.

The proposed interior design concept retains and preserves the historic floor plan, spatial quality, and architectural features. New interior treatments and finishes reference existing details from the main church and chapel. The overall interior design concept is compatible and complementary to the main church interior without mimicing its design.

Images

Top (L to R):

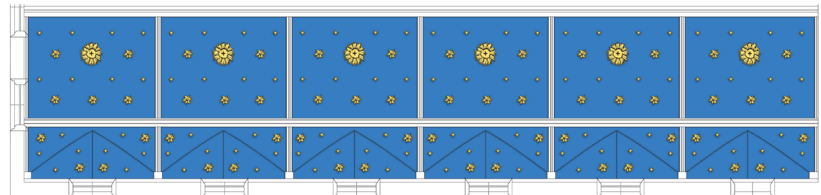
- Chapel interior, view looking west
- Chapel interior, view looking north, tomb of Fr. Gabriel Richard at center
- Original hand-carved altar from the 1828 church (located at east end of chapel)

Bottom

- Preliminary concept drawings for new interior treatments and design.

Chapel of Saint Anne's Cathedral in Detroit — Preliminary Concepts

March 2026




1 Chapel - Ground Floor - Reflected Ceiling Plan
1/4" = 1'-0"




2 North Interior Elevation
1/4" = 1'-0" SCALE



3 South Interior Elevation
1/4" = 1'-0" SCALE




4 East Interior Elevation
1/4" = 1'-0" SCALE



5 West Interior Elevation
1/4" = 1'-0" SCALE

Chapel of Saint Anne's Cathedral in Detroit — Notes & References

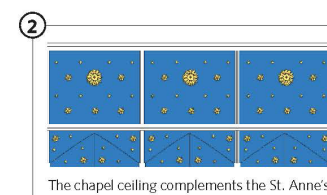
March 2026



These four pointed arches mirror the window openings on the opposite elevation, creating a fantastic opportunity for large painted panels; we propose commissioning John Nava to create a series of biblical landscapes or religious figures.



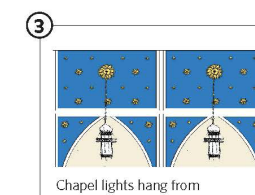
Examples of Tapestries & Paintings Featuring Religious Figures, John Nava




The chapel ceiling complements the St. Anne's Cathedral ceiling with a darker blue. Floral motifs echo the flowers in wooden chapel details (see 7).



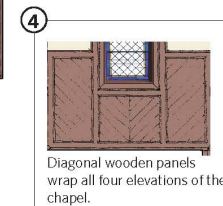
Saint Anne's Cathedral Ceiling




Chapel lights hang from each ceiling flower.




Saint Anne's Cathedral Lighting



Diagonal wooden panels wrap all four elevations of the chapel.



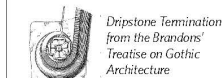
Chapel Organ



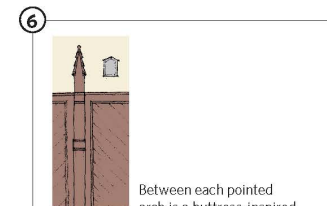
All windows and doors are framed in wood, a continuation of the paneled wainscot that wraps the chapel; each springing point of the arch features a spiral detail.




Chapel Exterior




Dripstone Termination from the Brandons' Treatise on Gothic Architecture



Between each pointed arch is a buttress-inspired vertical element.



Exterior Chapel Detail (left); Buttress Detail from the Brandons' Treatise (right)



Woodwork behind the altar synthesizes details from the chapel organ and Cathedral pews.

Organ Vertical Element Details (left); Organ Crenellation Detail (center); Cathedral Pew Detail (right)