



# HISTORIC DISTRICT COMMISSION ADDITIONAL INFORMATION REQUEST

City of Detroit - Planning & Development Department  
2 Woodward Avenue, Suite 808  
Detroit, Michigan 48226

**Date:** 02/02/2026

**Application Number:** HDC2026-00031

## APPLICANT & PROPERTY INFORMATION

<b>NAME:</b> Linda Hribar		<b>COMPANY NAME:</b> WeatherGard Windows	
<b>ADDRESS:</b> 20775 Chesley Dr	<b>CITY:</b> Farmington	<b>STATE:</b> MI	<b>ZIP:</b> 48336
<b>PROJECT ADDRESS:</b> 1145 Vinewood			
<b>HISTORIC DISTRICT:</b> Hubbard Farms			

## REQUESTED INFORMATION

We have received your application, but it is not yet complete for review. Please provide additional details based on the comments and questions listed below. Should you need to attach additional files per this request, use the paperclip icons at the end of this form. You may attach up to (5) files per icon up to 25MB:

This application is not complete. Please provide the following:

- Visual depiction to show the proportions, operation, lite configuration type and dimensions, and dimensions of each window - although it was outlined from the catalog of the picture and double-hung window, we need to visually understand each window proposed, including the mentioned grid lines - SEE BELOW/ATTACHED FOR AN EXAMPLE OF WHAT WE ARE LOOKING FOR

The next available Historic District Commission meeting is scheduled for March 11th, 2026; for this case to be included on that agenda, we will need all outstanding info submitted by 5PM on February 11th, 2026.



PSR: Lise

260202LS

## APPLICANT RESPONSE

Response Date: 02/03/2026



Please see attached, I marked the corresponding number below the window



R.O. Allowance (Width = 1/2"-Height = 1/2")

M.O. Allowance (Width = 1/4"-Height = 1/4")

SHOWN AT NET PRICE

## Line # 1



R.O. 51" x 24"

U.D. 50-1/2" x 23-1/2"

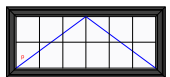
M.O. 50-3/4" x 23-3/4"

O.A. Box Size 50-1/2x23-1/2"

• AWN-11; Classic Black Alum Clad	636.50
AAMA.2605; LoE-272	
Box Size: 50-1/2x23-1/2	N/C
Custom Width Upcharge	61.64
Custom Height Upcharge	61.64
White Screen Boxed	19.43
BetterVue Mesh	N/C
Preserve Glass	N/C
Silver Spacer	N/C
7/8" SDL (6W2H)	297.48
- Profiled Exterior SDL Bars	
- Profiled Interior SDL Bars	
- With Mill Finish Internal Grids	
5-1/4" Jamb Extension Applied	57.62
Double Primed Interior Jamb	10.72
Extension	
1-3/4" Sash Thickness	N/C
Profiled Sash Cladding	N/C
White Hardware	14.07
Interior Double Prime Finish	16.08
Divided Lite Interior Double Prime	25.33
Finish	
(Glass Size: 45-1/2x18-1/2)	N/C
Sash 1	
U-Factor=0.3	
SHGC=0.26	
Visible Transmittance=0.44	
PG=LC-PG40-AP	
Single Unit Rating Only	

1 Each @ \$1,200.51 \$1,200.51

## Line # 2



R.O. 49-3/4" x 23"

U.D. 49-1/4" x 22-1/2"

M.O. 49-1/2" x 22-3/4"

O.A. Box Size 49-1/4x22-1/2"

• AWN-11; Classic Black Alum Clad	636.50
AAMA.2605; LoE-272	
Box Size: 49-1/4x22-1/2	N/C
Custom Width Upcharge	61.64
Custom Height Upcharge	61.64
White Screen Boxed	18.76
BetterVue Mesh	N/C
Preserve Glass	N/C
Silver Spacer	N/C
7/8" SDL (6W2H)	297.48
- Profiled Exterior SDL Bars	
- Profiled Interior SDL Bars	
- With Mill Finish Internal Grids	
5-1/4" Jamb Extension Applied	56.28
Double Primed Interior Jamb	10.05
Extension	
1-3/4" Sash Thickness	N/C
Profiled Sash Cladding	N/C
White Hardware	14.07
Interior Double Prime Finish	15.41
Divided Lite Interior Double Prime	25.33
Finish	
(Glass Size: 44-1/4x17-1/2)	N/C
Sash 1	
U-Factor=0.3	
SHGC=0.26	
Visible Transmittance=0.44	

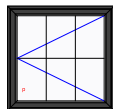


(Continued From Previous Page)

PG=LC-PG40-AP  
Single Unit Rating Only

1 Each @ \$1,197.16 \$1,197.16

Line # 3 VENTING TBD



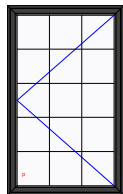
R.O. 33-1/2" x 33-3/4"  
U.D. 33" x 33-1/4"  
M.O. 33-1/4" x 33-1/2"  
O.A. Box Size 33x33-1/4"

- CSMT-1; L; Classic Black Alum 561.46
- Clad AAMA.2605; LoE-272
- Box Size: 33x33-1/4 N/C
- Custom Width 61.64
- Custom Height 61.64
- White Screen Boxed 17.42
- BetterVue Mesh N/C
- Preserve Glass N/C
- Silver Spacer N/C
- 7/8" SDL (3W2H) 148.74
- Profiled Exterior SDL Bars
- Profiled Interior SDL Bars
- With Mill Finish Internal Grids
- 5-1/4" Jamb Extension Applied 51.59
- Double Primed Interior Jamb Extension 9.38
- 1-3/4" Sash Thickness N/C
- Profiled Sash Cladding N/C
- White Hardware 10.72
- Interior Double Prime Finish 14.07
- Divided Lite Interior Double Prime Finish 12.66
- (Glass Size: 28x28-1/4) N/C
- Clear Opening: 24-1/2x28-9/16 N/C
- Square Ft. Of Clear Opening: 4.86 N/C

Sash 1  
U-Factor=0.3  
SHGC=0.26  
Visible Transmittance=0.44  
PG=CW-PG50-C  
Single Unit Rating Only

1 Each @ \$949.32 \$949.32

Line # 4 VENTING TBD



R.O. 36-1/2" x 61"  
U.D. 36" x 60-1/2"  
M.O. 36-1/4" x 60-3/4"  
O.A. Box Size 36x60-1/2"

- CSMT-1; L; Classic Black Alum 842.86
- Clad AAMA.2605; LoE-272
- Box Size: 36x60-1/2 N/C
- Custom Height 61.64
- White Screen Boxed 30.15
- BetterVue Mesh N/C
- Preserve Glass N/C
- Silver Spacer N/C
- 7/8" SDL (3W5H) 371.85
- Profiled Exterior SDL Bars
- Profiled Interior SDL Bars
- With Mill Finish Internal Grids
- 5-1/4" Jamb Extension Applied 75.71
- Double Primed Interior Jamb Extension 14.07
- 1-3/4" Sash Thickness N/C
- Profiled Sash Cladding N/C
- White Hardware 10.72
- Interior Double Prime Finish 20.77
- Divided Lite Interior Double Prime Finish 31.66



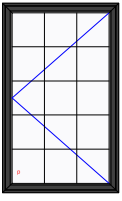
(Continued From Previous Page)

(Glass Size: 31x55-1/2)	N/C
Clear Opening: 27-1/2x55-13/16	N/C
Square Ft. Of Clear Opening:	N/C
10.66	

Sash 1  
 U-Factor=0.3  
 SHGC=0.26  
 Visible Transmittance=0.44  
 PG=CW-PG50-C  
 Single Unit Rating Only

**1 Each @ \$1,459.43 \$1,459.43**

Line # 5 VENTING TBD



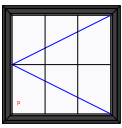
R.O. 36-1/2" x 61"  
 U.D. 36" x 60-1/2"  
 M.O. 36-1/4" x 60-3/4"  
 O.A. Box Size 36x60-1/2"

- CSMT-1; L; Classic Black Alum 842.86
- Clad AAMA.2605; LoE-272
- Box Size: 36x60-1/2 N/C
- Custom Height 61.64
- White Screen Boxed 30.15
- BetterVue Mesh N/C
- Preserve Glass N/C
- Silver Spacer N/C
- 7/8" SDL (3W5H) 371.85
- Profiled Exterior SDL Bars
- Profiled Interior SDL Bars
- With Mill Finish Internal Grids
- 5-1/4" Jamb Extension Applied 75.71
- Double Primed Interior Jamb Extension 14.07
- 1-3/4" Sash Thickness N/C
- Profiled Sash Cladding N/C
- White Hardware 10.72
- Interior Double Prime Finish 20.77
- Divided Lite Interior Double Prime Finish 31.66
- (Glass Size: 31x55-1/2) N/C
- Clear Opening: 27-1/2x55-13/16 N/C
- Square Ft. Of Clear Opening: N/C
- 10.66

Sash 1  
 U-Factor=0.3  
 SHGC=0.26  
 Visible Transmittance=0.44  
 PG=CW-PG50-C  
 Single Unit Rating Only

**1 Each @ \$1,459.43 \$1,459.43**

Line # 6 VENTING TBD



R.O. 37" x 38"  
 U.D. 36-1/2" x 37-1/2"  
 M.O. 36-3/4" x 37-3/4"  
 O.A. Box Size 36-1/2x37-1/2"

- CSMT-1; L; Classic Black Alum 634.49
- Clad AAMA.2605; LoE-272
- Box Size: 36-1/2x37-1/2 N/C
- Custom Width 61.64
- Custom Height 61.64
- White Screen Boxed 19.43
- BetterVue Mesh N/C
- Preserve Glass N/C
- Silver Spacer N/C
- 7/8" SDL (3W2H) 148.74
- Profiled Exterior SDL Bars
- Profiled Interior SDL Bars



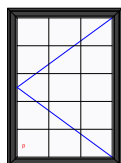
(Continued From Previous Page)

- With Mill Finish Internal Grids
- 5-1/4" Jamb Extension Applied 57.62
- Double Primed Interior Jamb Extension 10.72
- 1-3/4" Sash Thickness N/C
- Profiled Sash Cladding N/C
- White Hardware 10.72
- Interior Double Prime Finish 16.08
- Divided Lite Interior Double Prime Finish 12.66
- (Glass Size: 31-1/2x32-1/2) N/C
- Clear Opening: 28x32-13/16 N/C
- Square Ft. Of Clear Opening: 6.38 N/C

Sash 1  
 U-Factor=0.3  
 SHGC=0.26  
 Visible Transmittance=0.44  
 PG=R-PG50-C  
 Single Unit Rating Only

**1 Each @ \$1,033.74 \$1,033.74**

Line # 7 VENTING TBD




R.O. 36" x 51"  
 U.D. 35-1/2" x 50-1/2"  
 M.O. 35-3/4" x 50-3/4"  
 O.A. Box Size 35-1/2x50-1/2"

- CSMT-1; L; Classic Black Alum 718.24
- Clad AAMA.2605; LoE-272
- Box Size: 35-1/2x50-1/2 N/C
- Custom Width 61.64
- Custom Height 61.64
- White Screen Boxed 23.45
- BetterVue Mesh N/C
- Preserve Glass N/C
- Silver Spacer N/C
- 7/8" SDL (3W5H) 371.85
- Profiled Exterior SDL Bars
- Profiled Interior SDL Bars
- With Mill Finish Internal Grids
- 5-1/4" Jamb Extension Applied 67.00
- Double Primed Interior Jamb Extension 12.06
- 1-3/4" Sash Thickness N/C
- Profiled Sash Cladding N/C
- White Hardware 10.72
- Interior Double Prime Finish 18.76
- Divided Lite Interior Double Prime Finish 31.66
- (Glass Size: 30-1/2x45-1/2) N/C
- Clear Opening: 27x45-13/16 N/C
- Square Ft. Of Clear Opening: 8.59 N/C

Sash 1  
 U-Factor=0.3  
 SHGC=0.26  
 Visible Transmittance=0.44  
 PG=CW-PG50-C  
 Single Unit Rating Only

**1 Each @ \$1,377.02 \$1,377.02**



26 13/32

52 13/16

26 13/32


1

2

3

105 5/8 W X 65 H

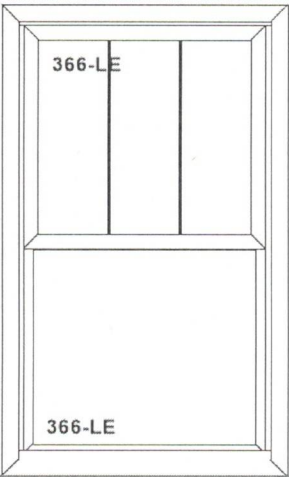
ITEM 2



Series 700 PH Tech Double Hung  
25 5/8 W X 34 3/4 H  
QTY: 1


4

ITEM 4



Series 700 PH Tech Double Hung  
27 1/2 W X 45 1/2 H  
QTY: 1

8



5

6

7

104 1/4 W X 57 1/2 H