

DHDC 22-7739B

APPROVAL DOCUMENT – POST AT WORK LOCATION

CITY OF DETROIT
HISTORIC DISTRICT COMMISSION

2 WOODWARD, SUITE 808
DETROIT, MICHIGAN 48226

5/5/2023

CERTIFICATE OF APPROPRIATENESS (ADMINISTRATIVE APPROVAL)

4021 Cortland
Detroit, MI

RE: Application Number 22-7739B; 4021 Cortland; Russell Woods-Sullivan Historic District
Project Scope: Install new windows

Dear Applicant,

Pursuant to Section 5(10) of the Michigan Local Historic District Act, as amended, being MCL 399.205 (10) and Sections 21-2-57 and 21-2-73 of the 2019 Detroit City Code, and Detroit Historic District Commission ("DHDC") delegation of administrative authority via Resolutions 97-01, 97-02, 98-01, 20-03, 21-04, and/or 21-07, as applicable, the staff of the DHDC has reviewed the above referenced application and hereby issues a Certificate of Appropriateness ("COA") for the following work, effective on [Today's date], as it meets the Secretary of the Interior's Standards for Rehabilitation and the district's Elements of Design:

- Replace existing vinyl windows with new wood windows (Jeld-Wen, Sitaline) per the attached scope of work. Where existing wood casement/brickmould remains, it will be retained. If the historic wood trim does not remain, new wood trim/brickmould/casing/mullions will be installed. The design of the new trim will match that of the existing historic window trim at the home.
- Where windows are missing, install new wood windows per the attached scope of work. (Jeld-Wen, Sitaline). Where existing wood casement/brickmould remains, it will be retained. If the historic wood trim does not remain, new wood trim/brickmould/casing/mullions will be installed. The design of the new trim will match that of the existing historic window trim at the home.
- Elimination of windows # 10 and 11 as previously approved. Those openings, located at the rear, will be infilled and covered with wood shake.

Please retain this COA for your files and post it at the subject property until work is complete. It is important to note that approval by the DHDC does not waive the applicant's responsibility to comply with any other applicable ordinances or statutes. If you have any questions regarding the foregoing, please contact staff at 313-224-1762 or hdc@detroitmi.gov.

For the Commission:



Jennifer Ross
Detroit Historic District Commission



M.C. Gutherie Lumber Co.
12252 Merriman Rd, Livonia, MI 48150

QUOTE BY : QUOTE # : JW221200DY1 - Version 0
SOLD TO : SHIP TO :
PO# : PROJECT NAME: 4021 CORTLAND
Ship Via : Ground REFERENCE :

WINDOW 21- TOO NARROW TO QUOTE. MIN WIDTH IS 24" WIDE

U-Factor Weighted Average: 0.29

SHGC Weighted Average: 0.19

LINE	LOCATION SIZE INFO	BOOK CODE DESCRIPTION	NET UNIT PRICE	QTY	EXTENDED PRICE
Line 1	WINDOW 1, LEFT	SWC1860			
	Rough Opening : 18 3/4 X 60 3/4	Frame Size : 18 X 60 Siteline Wood Casement, Auralast Pine, Primed Exterior, Natural Interior, No Exterior Trim, No Sill Nosing, 4 9/16 Jamb, 4/4 Thick, Hinge Left, Nesting Crank Handle, White Hardware, US National-WDMA/ASTM, PG 35, Insulated SunResist Annealed Glass, Protective Film, Black Spacer, Argon Filled, Traditional Glz Bd, Primed Wood SDL, 7/8" Putty SDL w/Perm Wood Putty Int BAR, Light Bronze Shadow Bar, Colonial 3 Wide 6 High BetterVue Mesh Brilliant White Screen, IGThick=0.698(3/32 / 3/32), Clear Opening:8.1w, 55.5h, 3.1 sf U-Factor: 0.27, SHGC: 0.17, VLT: 0.40, Energy Rating: 16.00, CR: 62.00, CPD: JEL-N-881-02806-00001 PEV 2023.1.0.4182/PDV 6.921 (03/02/23)NW			
			\$990.99	1	\$990.99



Viewed from Exterior. Scale: 1/2" =1'

Line 2	WINDOW 1, CENTERS	SWC1860			
	Rough Opening : 18 3/4 X 60 3/4	Frame Size : 18 X 60 Siteline Wood Casement, Auralast Pine, Primed Exterior, Natural Interior, No Exterior Trim, No Sill Nosing, 4 9/16 Jamb, 4/4 Thick, Stationary, US National-WDMA/ASTM, PG 35, Insulated SunResist Annealed Glass, Protective Film, Black Spacer, Argon Filled, Traditional Glz Bd, Primed Wood SDL, 7/8" Putty SDL w/Perm Wood Putty Int BAR, Light Bronze Shadow Bar, Colonial 3 Wide 6 High IGThick=0.698(3/32 / 3/32), U-Factor: 0.26, SHGC: 0.20, VLT: 0.46, Energy Rating: 19.00, CR: 62.00, CPD: JEL-N-884-02806-00001 PEV 2023.1.0.4182/PDV 6.921 (03/02/23)NW			
			\$889.53	2	\$1,779.06



Viewed from Exterior.

cust-52444

Page 1 of 12 (Prices are subject to change.) JW221200DY1 (Ver:0) - 04/05/2023 12.34 PM

Quote Date: 12/13/2022

Drawings are for visual reference only and may not be to exact scale.
All orders are subject to review by JELD-WEN

Last Modified: 04/05/2023

LINE	LOCATION SIZE INFO	BOOK CODE DESCRIPTION	NET UNIT PRICE	QTY	EXTENDED PRICE
------	-----------------------	--------------------------	-------------------	-----	-------------------

Line 3 WINDOW 1, RIGHT

Rough Opening : 18 3/4 X 60 3/4




Viewed from Exterior. Scale: 1/2" = 1'

SWC1860
Frame Size : 18 X 60
Siteline Wood Casement, Auralast Pine,
Primed Exterior,
Natural Interior,
No Exterior Trim, No Sill Nosing,
4 9/16 Jamb, 4/4 Thick,
Hinge Right,
Nesting Crank Handle, White Hardware,
US National-WDMA/ASTM, PG 35,
Insulated SunResist Annealed Glass, Protective Film, Black Spacer, Argon
Filled, Traditional Glz Bd,
Primed Wood SDL, 7/8" Putty SDL w/Perm Wood Putty Int BAR, Light
Bronze Shadow Bar, Colonial 3 Wide 6 High
BetterVue Mesh Brilliant White Screen,
IGThick=0.698(3/32 / 3/32), Clear Opening: 8.1w, 55.5h, 3.1 sf
U-Factor: 0.27, SHGC: 0.17, VLT: 0.40, Energy Rating: 16.00, CR: 62.00,
CPD: JEL-N-881-02806-00001
PEV 2023.1.0.4182/PDV 6.921 (03/02/23)NW

\$990.99 1 \$990.99

Line 4 WINDOW 2

Rough Opening : 18 3/4 X 40 3/4




Viewed from Exterior. Scale: 1/2" = 1'

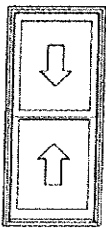
Frame Size : 18 X 40
Siteline Standard, Clad Casement, Auralast Pine,
Brilliant White Exterior,
Natural Interior,
No Drip Cap/No Nail Fin,
4 9/16 Jamb, 4/4 Thick,
Hinge Left,
Nesting Crank Handle, White Hardware,
US National-WDMA/ASTM, PG 35,
Insulated SunResist Annealed Glass, Protective Film, Black Spacer, Argon
Filled, Traditional Glz Bd,
Brilliant White SDL, 7/8" Putty SDL w/Perm Wood Putty Int BAR, Light
Bronze Shadow Bar, Colonial 3 Wide 4 High
BetterVue Mesh Brilliant White Screen,
Custom-Height, IGThick=0.698(3/32 / 3/32), (To Calculate True Window
or Patio Door Depth Add 1-1/4" To Specified Jamb Width). Clear
Opening: 8.1w, 35.5h, 2 sf
U-Factor: 0.28, SHGC: 0.17, VLT: 0.39, Energy Rating: 15.00, CR: 63.00,
CPD: JEL-N-877-01763-00001
PEV 2023.1.0.4182/PDV 6.921 (03/02/23)NW
COMMENTS: LEADED GLASS NOT AVAILABLE

\$895.76 1 \$895.76

LINE	LOCATION SIZE INFO	BOOK CODE DESCRIPTION	NET UNIT PRICE	QTY	EXTENDED PRICE
Line 5	WINDOW 3	Frame Size : 18 X 40			
	Rough Opening : 18 3/4 X 40 3/4	Siteline Standard, Clad Casement, Auralast Pine, Brilliant White Exterior, Natural Interior, No Drip Cap/No Nail Fin, 4 9/16 Jamb, 4/4 Thick, Hinge Right, Nesting Crank Handle, White Hardware, US National-WDMA/ASTM, PG 35, Insulated SunResist Annealed Glass, Protective Film, Black Spacer, Argon Filled, Traditional Glz Bd, Brilliant White SDL, 7/8" Putty SDL w/Perm Wood Putty Int BAR, Light Bronze Shadow Bar, Colonial 3 Wide 4 High BetterVue Mesh Brilliant White Screen, *Custom-Height*, IGThick=0.698(3/32 / 3/32),(To Calculate True Window or Patio Door Depth Add 1-1/4" To Specified Jamb Width). Clear Opening:8.1w, 35.5h, 2 sf U-Factor: 0.28, SHGC: 0.17, VLT: 0.39, Energy Rating: 15.00, CR: 63.00, CPD: JEL-N-877-01763-00001 PEV 2023.1.0.4182/PDV 6.921 (03/02/23)NW COMMENTS: LEADED GLASS NOT AVAILABLE			
			\$895.76	1	\$895.76
Line 6	WINDOWS 4 + 6	Frame Size : 23 X 53			
	Rough Opening : 23 3/4 X 53 3/4	Siteline Clad Double Hung, Auralast Pine, Brilliant White Exterior, Natural Interior, No Drip Cap/No Nail Fin, 4 9/16 Jamb, Standard Double Hung, Tan Jambliner, Concealed Jambliner White Hardware, US National-WDMA/ASTM, PG 35, Insulated SunResist Annealed Glass, Protective Film, Black Spacer, Argon Filled, Traditional Glz Bd, BetterVue Mesh Brilliant White Screen, *Custom-Width*, *Custom-Height*, IGThick=0.698(3/32 / 3/32),(To Calculate True Window or Patio Door Depth Add 1-1/4" To Specified Jamb Width). Clear Opening:19.2w, 22.9h, 3 sf U-Factor: 0.30, SHGC: 0.20, VLT: 0.47, Energy Rating: 13.00, CR: 60.00, CPD: JEL-N-880-03843-00001 PEV 2023.1.0.4182/PDV 6.921 (03/02/23)NW COMMENTS: LEADED GLASS NOT AVAILABLE			
			\$787.49	2	\$1,574.98

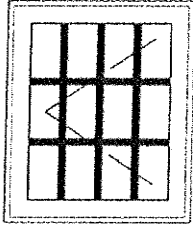


Viewed from Exterior. Scale: 1/2" = 1'



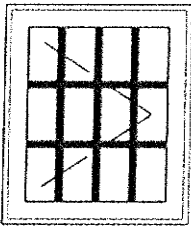
Viewed from Exterior. Scale: 1/2" = 1'

LINE	LOCATION SIZE INFO	BOOK CODE DESCRIPTION	NET UNIT PRICE	QTY	EXTENDED PRICE
Line 7	WINDOW 5, LEFT	Frame Size : 24 X 29			
	Rough Opening : 24 3/4 X 29 3/4	Siteline Standard, Clad Casement, Auralast Pine, Brilliant White Exterior, Natural Interior, No Drip Cap/No Nail Fin, 4 9/16 Jamb, 4/4 Thick, Hinge Left, Nesting Crank Handle, White Hardware, US National-WDMA/ASTM, PG 35, Insulated SunResist Annealed Glass, Protective Film, Black Spacer, Argon Filled, Traditional Glz Bd, Brilliant White SDL, 7/8" Putty SDL w/Perm Wood Putty Int BAR, Light Bronze Shadow Bar, Colonial 4 Wide 3 High BetterVue Mesh Brilliant White Screen, *Custom-Height*, IGThick=0.698(3/32 / 3/32),(To Calculate True Window or Patio Door Depth Add 1-1/4" To Specified Jamb Width). Clear Opening: 14.1w, 24.5h, 2.4 sf U-Factor: 0.28, SHGC: 0.17, VLT: 0.39, Energy Rating: 15.00, CR: 63.00, CPD: JEL-N-877-01763-00001 PEV 2023.1.0.4182/PDV 6.921 (03/02/23)NW COMMENTS: LEADED GLASS NOT AVAILABLE			
			\$885.40	1	\$885.40



Viewed from Exterior. Scale: 1/2" = 1'

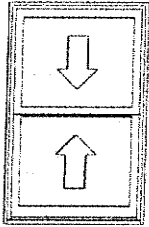
Line 8	WINDOW 5, RIGHT	Frame Size : 24 X 29			
	Rough Opening : 24 3/4 X 29 3/4	Siteline Standard, Clad Casement, Auralast Pine, Brilliant White Exterior, Natural Interior, No Drip Cap/No Nail Fin, 4 9/16 Jamb, 4/4 Thick, Hinge Right, Nesting Crank Handle, White Hardware, US National-WDMA/ASTM, PG 35, Insulated SunResist Annealed Glass, Protective Film, Black Spacer, Argon Filled, Traditional Glz Bd, Brilliant White SDL, 7/8" Putty SDL w/Perm Wood Putty Int BAR, Light Bronze Shadow Bar, Colonial 4 Wide 3 High BetterVue Mesh Brilliant White Screen, *Custom-Height*, IGThick=0.698(3/32 / 3/32),(To Calculate True Window or Patio Door Depth Add 1-1/4" To Specified Jamb Width). Clear Opening: 14.1w, 24.5h, 2.4 sf U-Factor: 0.28, SHGC: 0.17, VLT: 0.39, Energy Rating: 15.00, CR: 63.00, CPD: JEL-N-877-01763-00001 PEV 2023.1.0.4182/PDV 6.921 (03/02/23)NW COMMENTS: LEADED GLASS NOT AVAILABLE			
			\$885.40	1	\$885.40



Viewed from Exterior. Scale: 1/2" = 1'

LINE	LOCATION SIZE INFO	BOOK CODE DESCRIPTION	NET UNIT PRICE	QTY	EXTENDED PRICE
------	-----------------------	--------------------------	-------------------	-----	-------------------

Line 9 WINDOWS 7 + 9
Rough Opening : 31 3/4 X 50 3/4

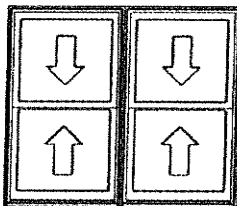


Viewed from Exterior. Scale: 1/2" = 1'

Frame Size : 31 X 50
Sitrine Clad Double Hung, Auralast Pine,
Brilliant White Exterior,
Natural Interior,
No Drip Cap/No Nail Fin,
4 9/16 Jamb,
Standard Double Hung, Tan Jambliner, Concealed Jambliner
White Hardware,
US National-WDMA/ASTM, PG 35,
Insulated SunResist Annealed Glass, Protective Film, Black Spacer, Argon
Filled, Traditional Glz Bd,
BetterVue Mesh Brilliant White Screen,
Custom-Width, *Custom-Height*, IGThick=0.698(3/32 / 3/32),(To
Calculate True Window or Patio Door Depth Add 1-1/4" To Specified Jamb
Width). Clear Opening:27.2w, 21.4h, 4 sf
U-Factor: 0.30, SHGC: 0.20, VLT: 0.47, Energy Rating: 13.00, CR: 60.00,
CPD: JEL-N-880-03843-00001
PEV 2023.1.0.4182/PDV 6.921 (03/02/23)NW

\$828.72 2 \$1,657.44

Line 10 WINDOW 8
Rough Opening : 59 3/4 X 52 3/4



Viewed from Exterior. Scale: 1/2" = 1'

Frame Size : 59 X 52
Sitrine Clad Double Hung, Auralast Pine, 2 Wide
Brilliant White Exterior,
Natural Interior,
No Drip Cap/No Nail Fin,
4 9/16 Jamb,
Tan Jambliner, Concealed Jambliner
White Hardware,
US National-WDMA/ASTM, DP 35,
Insulated SunResist Annealed Glass, Protective Film, Black Spacer, Argon
Filled, Traditional Glz Bd,
BetterVue Mesh Brilliant White Screen,
This mull configuration complies with AAMA 450 standards and is
professional engineer-approved.(To Calculate True Window or Patio Door
Depth Add 1-1/4" To Specified Jamb Width).
PEV 2023.1.0.4182/PDV 6.921 (03/02/23)NW

\$1,538.89 1 \$1,538.89

LINE	LOCATION SIZE INFO	BOOK CODE DESCRIPTION	NET UNIT PRICE	QTY	EXTENDED PRICE
------	-----------------------	--------------------------	-------------------	-----	-------------------

Line 11 WINDOW 10, LEFT
Rough Opening : 18 3/4 X 44 3/4



Viewed from Exterior. Scale: 1/2" = 1'

Frame Size : 18 X 44
Siteline Standard, Clad Casement, Auralast Pine,
Brilliant White Exterior,
Natural Interior,
No Drip Cap/No Nail Fin,
4 9/16 Jamb, 4/4 Thick,
Hinge Left,
Nesting Crank Handle, White Hardware,
US National-WDMA/ASTM, PG 35,
Insulated SunResist Annealed Glass, Protective Film, Black Spacer, Argon
Filled, Traditional Glz Bd,
BetterVue Mesh Brilliant White Screen,
Custom-Height, IGThick=0.698(3/32 / 3/32),(To Calculate True Window
or Patio Door Depth Add 1-1/4" To Specified Jamb Width). Clear
Opening: 8.1w, 39.5h, 2.2 sf
U-Factor: 0.28, SHGC: 0.19, VLT: 0.44, Energy Rating: 16.00, CR: 63.00,
CPD: JEL-N-877-01718-00001
PEV 2023.1.0.4182/PDV 6.921 (03/02/23)NW
COMMENTS: LEADED GLASS NOT AVAILABLE

\$621.60 1 \$621.60

Line 12 WINDOW 10,
RIGHT
Rough Opening : 18 3/4 X 44 3/4



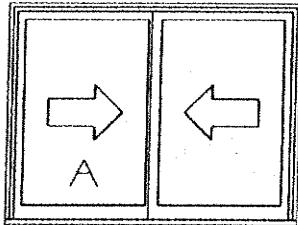
Viewed from Exterior.

Frame Size : 18 X 44
Siteline Standard, Clad Casement, Auralast Pine,
Brilliant White Exterior,
Natural Interior,
No Drip Cap/No Nail Fin,
4 9/16 Jamb, 4/4 Thick,
Hinge Right,
Nesting Crank Handle, White Hardware,
US National-WDMA/ASTM, PG 35,
Insulated SunResist Annealed Glass, Protective Film, Black Spacer, Argon
Filled, Traditional Glz Bd,
BetterVue Mesh Brilliant White Screen,
Custom-Height, IGThick=0.698(3/32 / 3/32),(To Calculate True Window
or Patio Door Depth Add 1-1/4" To Specified Jamb Width). Clear
Opening: 8.1w, 39.5h, 2.2 sf
U-Factor: 0.28, SHGC: 0.19, VLT: 0.44, Energy Rating: 16.00, CR: 63.00,
CPD: JEL-N-877-01718-00001
PEV 2023.1.0.4182/PDV 6.921 (03/02/23)NW
COMMENTS: LEADED GLASS NOT AVAILABLE

\$621.60 1 \$621.60

LINE	LOCATION SIZE INFO	BOOK CODE DESCRIPTION	NET UNIT PRICE	QTY	EXTENDED PRICE
------	-----------------------	--------------------------	-------------------	-----	-------------------

Line 13 WINDOW 12
Rough Opening : 52 3/4 X 40 3/4



Viewed from Exterior. Scale: 1/2" = 1'


Changed Slider to Paired
Casement Windows

Frame Size : 52 X 40
Siteline EX Clad Sliding Window, Auralast Pine,
Brilliant White Exterior,
Natural Interior,
No Drip Cap/No Nail Fin,
4 9/16 Jamb,
Left Hand ,
White Hardware,
US National-WDMA/ASTM, PG 30,
Insulated SunResist Annealed Glass, Protective Film, Black Spacer, Argon
Filled, Traditional Glz Bd,
BetterVue Mesh Brilliant White Screen,
Vinyl track visible from the exterior. *Custom-Width*, *Custom-Height*,
IGThick=0.756(1/8 / 1/8),(To Calculate True Window or Patio Door Depth
Add 1-1/4" To Specified Jamb Width). Clear Opening:23w, 36.3h, 5.8 sf
Factor: 0.30, SHGC: 0.21, VLT: 0.48, CR: 59.00, CPD: JEL-N-338-
890-00001

PEV 2023.1.0.4182/PDV 6.921 (03/02/23)NW

\$1,004.79 1 \$1,004.79


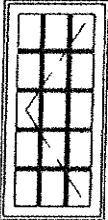
Line 14 WINDOW 13, LEFT
Rough Opening : 18 3/4 X 44 3/4


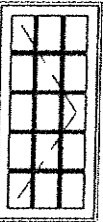


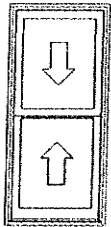
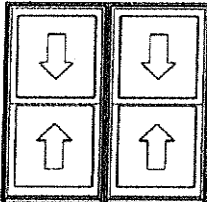
Viewed from Exterior. Scale: 1/2" = 1'



Frame Size : 18 X 44
Siteline Standard, Clad Casement, Auralast Pine,
Brilliant White Exterior,
Natural Interior,
No Drip Cap/No Nail Fin,
4 9/16 Jamb, 4/4 Thick,
Hinge Left,
Nesting Crank Handle, White Hardware,
US National-WDMA/ASTM, PG 35,
Insulated SunResist Annealed Glass, Protective Film, Black Spacer, Argon
Filled, Traditional Glz Bd,
Brilliant White SDL, 7/8" Putty SDL w/Perm Wood Putty Int BAR, Light
Bronze Shadow Bar, Colonial 3 Wide 5 High
BetterVue Mesh Brilliant White Screen,
Custom-Height, IGThick=0.698(3/32 / 3/32),(To Calculate True Window
or Patio Door Depth Add 1-1/4" To Specified Jamb Width). Clear
Opening:8.1w, 39.5h, 2.2 sf
U-Factor: 0.28, SHGC: 0.17, VLT: 0.39, Energy Rating: 15.00, CR: 63.00,
CPD: JEL-N-877-01763-00001
PEV 2023.1.0.4182/PDV 6.921 (03/02/23)NW

\$1,003.15 1 \$1,003.15

LINE	LOCATION SIZE INFO	BOOK CODE DESCRIPTION	NET UNIT PRICE	QTY	EXTENDED PRICE
Line 15	WINDOW 13, RIGHT Rough Opening : 18 3/4 X 44 3/4	Frame Size : 18 X 44 Siteline Standard, Clad Casement, Auralast Pine, Brilliant White Exterior, Natural Interior, No Drip Cap/No Nail Fin, 4 9/16 Jamb, 4/4 Thick, Hinge Right, Nesting Crank Handle, White Hardware, US National-WDMA/ASTM, PG 35, Insulated SunResist Annealed Glass, Protective Film, Black Spacer, Argon Filled, Traditional Glz Bd, Brilliant White SDL, 7/8" Putty SDL w/Perm Wood Putty Int BAR, Light Bronze Shadow Bar, Colonial 3 Wide 5 High BetterVue Mesh Brilliant White Screen, *Custom-Height*, IGThick=0.698(3/32 / 3/32),(To Calculate True Window or Patio Door Depth Add 1-1/4" To Specified Jamb Width). Clear Opening:8.1w, 39.5h, 2.2 sf U-Factor: 0.28, SHGC: 0.17, VLT: 0.39, Energy Rating: 15.00, CR: 63.00, CPD: JEL-N-877-01763-00001 PEV 2023.1.0.4182/PDV 6.921 (03/02/23)NW	\$1,003.15	1	\$1,003.15
		Viewed from Exterior.			
Line 16	WINDOW 14, LEFT Rough Opening : 22 3/4 X 48 3/4	Frame Size : 22 X 48 Siteline Wood Casement, Auralast Pine, Primed Exterior, Natural Interior, No Exterior Trim, No Sill Nosing, 4 9/16 Jamb, 4/4 Thick, Hinge Left, Nesting Crank Handle, White Hardware, US National-WDMA/ASTM, PG 35, Insulated SunResist Annealed Glass, Protective Film, Black Spacer, Argon Filled, Traditional Glz Bd, Primed Wood SDL, 7/8" Putty SDL w/Perm Wood Putty Int BAR, Light Bronze Shadow Bar, Colonial 3 Wide 5 High BetterVue Mesh Brilliant White Screen, *Custom-Width*, IGThick=0.698(3/32 / 3/32), Clear Opening:12.1w, 43.5h, 3.6 sf U-Factor: 0.27, SHGC: 0.17, VLT: 0.40, Energy Rating: 16.00, CR: 62.00, CPD: JEL-N-881-02806-00001 PEV 2023.1.0.4182/PDV 6.921 (03/02/23)NW	\$1,009.05	1	\$1,009.05
		Viewed from Exterior. Scale: 1/2" =1'			

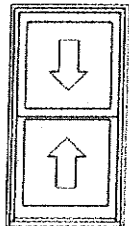
LINE	LOCATION SIZE INFO	BOOK CODE DESCRIPTION	NET UNIT PRICE	QTY	EXTENDED PRICE
Line 17	WINDOW 14, CENTER	Frame Size : 22 X 48			
	Rough Opening : 22 3/4 X 48 3/4	Siteline Wood Casement, Auralast Pine, Primed Exterior, Natural Interior, No Exterior Trim, No Sill Nosing, 4 9/16 Jamb, 4/4 Thick, Stationary, US National-WDMA/ASTM, PG 35, Insulated SunResist Annealed Glass, Protective Film, Black Spacer, Argon Filled, Traditional Glz Bd, Primed Wood SDL, 7/8" Putty SDL w/Perm Wood Putty Int BAR, Light Bronze Shadow Bar, Colonial 3 Wide 5 High *Custom-Width*, IGThick=0.698(3/32 / 3/32), U-Factor: 0.26, SHGC: 0.20, VLT: 0.46, Energy Rating: 19.00, CR: 62.00, CPD: JEL-N-884-02806-00001 PEV 2023.1.0.4182/PDV 6.921 (03/02/23)NW			
					
	Viewed from Exterior.				
			\$909.88	1	\$909.88
Line 18	WINDOW 14, RIGHT	Frame Size : 22 X 48			
	Rough Opening : 22 3/4 X 48 3/4	Siteline Wood Casement, Auralast Pine, Primed Exterior, Natural Interior, No Exterior Trim, No Sill Nosing, 4 9/16 Jamb, 4/4 Thick, Hinge Right, Nesting Crank Handle, White Hardware, US National-WDMA/ASTM, PG 35, Insulated SunResist Annealed Glass, Protective Film, Black Spacer, Argon Filled, Traditional Glz Bd, Primed Wood SDL, 7/8" Putty SDL w/Perm Wood Putty Int BAR, Light Bronze Shadow Bar, Colonial 3 Wide 5 High BetterVue Mesh Brilliant White Screen, *Custom-Width*, IGThick=0.698(3/32 / 3/32), Clear Opening:12.1w, 43.5h, 3.6 sf U-Factor: 0.27, SHGC: 0.17, VLT: 0.40, Energy Rating: 16.00, CR: 62.00, CPD: JEL-N-881-02806-00001 PEV 2023.1.0.4182/PDV 6.921 (03/02/23)NW			
					
	Viewed from Exterior.				
			\$1,009.05	1	\$1,009.05

LINE	LOCATION SIZE INFO	BOOK CODE DESCRIPTION	NET UNIT PRICE	QTY	EXTENDED PRICE
Line 19	WINDOWS 15, 16 + 17	Frame Size : 23 X 52			
	Rough Opening : 23 3/4 X 52 3/4	Siteline Clad Double Hung, Auralast Pine, Brilliant White Exterior, Natural Interior, No Drip Cap/No Nail Fin, 4 9/16 Jamb, Standard Double Hung, Tan Jambliner, Concealed Jambliner White Hardware, US National-WDMA/ASTM, PG 35, Insulated SunResist Annealed Glass, Protective Film, Black Spacer, Argon Filled, Traditional Glz Bd, BetterVue Mesh Brilliant White Screen, *Custom-Width*, IGThick=0.698(3/32 / 3/32),(To Calculate True Window or Patio Door Depth Add 1-1/4" To Specified Jamb Width). Clear Opening: 19.2w, 22.4h, 2.9 sf U-Factor: 0.30, SHGC: 0.20, VLT: 0.47, Energy Rating: 13.00, CR: 60.00, CPD: JEL-N-880-03843-00001 PEV 2023.1.0.4182/PDV 6.921 (03/02/23)NW COMMENTS: LEADED GLASS NOT AVAILABLE			
					
	Viewed from Exterior.				
			\$678.38	3	\$2,035.14
Line 20	WINDOW 18	Frame Size : 52 X 52			
	Rough Opening : 52 3/4 X 52 3/4	Siteline Clad Double Hung, Auralast Pine, 2 Wide Brilliant White Exterior, Natural Interior, No Drip Cap/No Nail Fin, 4 9/16 Jamb, Tan Jambliner, Concealed Jambliner White Hardware, US National-WDMA/ASTM, DP 35, Insulated SunResist Annealed Glass, Protective Film, Black Spacer, Argon Filled, Traditional Glz Bd, BetterVue Mesh Brilliant White Screen, This mull configuration complies with AAMA 450 standards and is professional engineer-approved.(To Calculate True Window or Patio Door Depth Add 1-1/4" To Specified Jamb Width). PEV 2023.1.0.4182/PDV 6.921 (03/02/23)NW			
					
	Viewed from Exterior. Scale: 1/2" = 1'				
			\$1,498.72	1	\$1,498.72

LINE	LOCATION SIZE INFO	BOOK CODE DESCRIPTION	NET UNIT PRICE	QTY	EXTENDED PRICE
Line 21	WINDOW 19, LEFT	Frame Size : 32 X 52			
	Rough Opening : 32 3/4 X 52 3/4	Siteline Standard, Clad Casement, Auralast Pine, Brilliant White Exterior, Natural Interior, No Drip Cap/No Nail Fin, 4 9/16 Jamb, 4/4 Thick, Hinge Left, Nesting Crank Handle, White Hardware, US National-WDMA/ASTM, PG 35, Insulated SunResist Tempered Glass, Protective Film, Black Spacer, Argon Filled, Traditional Glz Bd, BetterVue Mesh Brilliant White Screen, *Custom-Height*, IGThick=0.726(1/8 / 1/8),(To Calculate True Window or Patio Door Depth Add 1-1/4" To Specified Jamb Width). Clear Opening:22.1w, 47.5h, 7.3 sf U-Factor: 0.28, SHGC: 0.19, VLT: 0.43, Energy Rating: 16.00, CR: 62.00, CPD: JEL-N-877-01833-00001 PEV 2023.1.0.4182/PDV 6.921 (03/02/23)NW			
					
	Viewed from Exterior. Scale: 1/2" = 1'				
			\$986.02	1	\$986.02
Line 22	WINDOW 19, RIGHT	Frame Size : 32 X 52			
	Rough Opening : 32 3/4 X 52 3/4	Siteline Standard, Clad Casement, Auralast Pine, Brilliant White Exterior, Natural Interior, No Drip Cap/No Nail Fin, 4 9/16 Jamb, 4/4 Thick, Hinge Right, Nesting Crank Handle, White Hardware, US National-WDMA/ASTM, PG 35, Insulated SunResist Tempered Glass, Protective Film, Black Spacer, Argon Filled, Traditional Glz Bd, BetterVue Mesh Brilliant White Screen, *Custom-Height*, IGThick=0.726(1/8 / 1/8),(To Calculate True Window or Patio Door Depth Add 1-1/4" To Specified Jamb Width). Clear Opening:22.1w, 47.5h, 7.3 sf U-Factor: 0.28, SHGC: 0.19, VLT: 0.43, Energy Rating: 16.00, CR: 62.00, CPD: JEL-N-877-01833-00001 PEV 2023.1.0.4182/PDV 6.921 (03/02/23)NW			
					
	Viewed from Exterior.				
			\$986.02	1	\$986.02

LINE	LOCATION SIZE INFO	BOOK CODE DESCRIPTION	NET UNIT PRICE	QTY	EXTENDED PRICE
------	-----------------------	--------------------------	-------------------	-----	-------------------

Line 23 WINDOW 20
Rough Opening : 23 3/4 X 44 3/4




Viewed from Exterior. Scale: 1/2" = 1'

Frame Size : 23 X 44
Sitrine Clad Double Hung, Auralast Pine,
Brilliant White Exterior,
Natural Interior,
No Drip Cap/No Nail Fin,
4 9/16 Jamb,
Standard Double Hung, Tan Jambliner, Concealed Jambliner
White Hardware,
US National-WDMA/ASTM, PG 35,
Insulated SunResist Tempered Glass, Protective Film, Black Spacer, Argon
Filled, Traditional Glz Bd,
BetterVue Mesh Brilliant White Screen,
Custom-Width, IGThick=0.726(1/8 / 1/8),(To Calculate True Window or
Patio Door Depth Add 1-1/4" To Specified Jamb Width). Clear
Opening:19.2w, 18.4h, 2.4 sf
U-Factor: 0.30, SHGC: 0.20, VLT: 0.47, Energy Rating: 13.00, CR: 60.00,
CPD: JEL-N-880-03958-00001
PEV 2023.1.0.4182/PDV 6.921 (03/02/23)NW
COMMENTS: LEADED GLASS NOT AVAILABLE

\$724.14 1 \$724.14

Line 24 WINDOWS 22 + 23
Rough Opening : 54 3/4 X 46 3/4



Viewed from Exterior. Scale: 1/2" = 1'

Frame Size : 54 X 46
Sitrine Clad Fixed Auralast Pine, Double Hung Product, 2 Wide
Brilliant White Exterior,
Natural Interior,
No Drip Cap/No Nail Fin,
4 9/16 Jamb,
US National-WDMA/ASTM, DP 35,
Insulated SunResist Annealed Glass, Protective Film, Black Spacer, Argon
Filled, Traditional Glz Bd,
This mull configuration complies with AAMA 450 standards and is
professional engineer-approved.(To Calculate True Window or Patio Door
Depth Add 1-1/4" To Specified Jamb Width).
PEV 2023.1.0.4182/PDV 6.921 (03/02/23)NW

\$1,512.14 1 \$1,512.14

Total: \$27,019.12

Sales Tax (6.0000%): \$1,621.15

Net Total: \$28,640.27

Total Units: 29



Protect yourself when you choose JELD-WEN Auralast pine products backed by a limited lifetime warranty against wood rot and termite damage.

DHDC 22-7743B

APPROVAL DOCUMENT – POST AT WORK LOCATION

CITY OF DETROIT
HISTORIC DISTRICT COMMISSION

2 WOODWARD, SUITE 808
DETROIT, MICHIGAN 48226

5/5/2023

CERTIFICATE OF APPROPRIATENESS (ADMINISTRATIVE APPROVAL)

4021 Cortland
Detroit, MI

**RE: Application Number 22-7743B; 4510 Cortland; Russell Woods-Sullivan Historic District
Project Scope: Install new aluminum-clad wood windows**

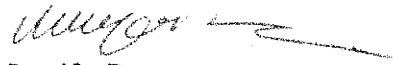
Dear Applicant,

Pursuant to Section 5(10) of the Michigan Local Historic District Act, as amended, being MCL 399.205 (10) and Sections 21-2-57 and 21-2-73 of the 2019 Detroit City Code, and Detroit Historic District Commission ("DHDC") delegation of administrative authority via Resolutions 97-01, 97-02, 98-01, 20-03, 21-04, and/or 21-07, as applicable, the staff of the DHDC has reviewed the above referenced application and hereby issues a Certificate of Appropriateness ("COA") for the following work, effective on [Today's date], as it meets the Secretary of the Interior's Standards for Rehabilitation and the district's Elements of Design:

- Per the submitted and attached Jeld Wen Signature scope, install three new windows and retain and repair existing wood trim at the existing associated openings. If wood trim cannot be repaired, install new wood trim to match existing/historic trim that remains at the home. Note that the single casement window at opening #27 (Line # 2 on the attached quote) can be undivided lite (muntins can be removed) if desired

Please retain this COA for your files and post it at the subject property until work is complete. It is important to note that approval by the DHDC does not waive the applicant's responsibility to comply with any other applicable ordinances or statutes. If you have any questions regarding the foregoing, please contact staff at 313-224-1762 or hdc@detroitmi.gov.

For the Commission:



Jennifer Ross
Detroit Historic District Commission



M.C. Gutherie Lumber Co.
12252 Merriman Rd, Livonia, MI 48150


QUOTE BY :
SOLD TO :
PO# :
Ship Via : Ground

QUOTE # : JW230100FGE - Version 0
SHIP TO :
PROJECT NAME : 4510 CORTLAND
REFERENCE :

U-Factor Weighted Average: 0.29

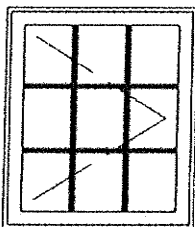
SHGC Weighted Average: 0.18

LINE	LOCATION SIZE INFO	BOOK CODE DESCRIPTION	NET UNIT PRICE	QTY	EXTENDED PRICE
Line 1	LOC 25, UPDATED PER ANDRES 3/3/23 Rough Opening : 42 3/4 X 39 3/4	Frame Size : 42 X 39 Siteline Wood Casement, Auralast Pine, 2 Wide Primed Exterior, Natural Interior, No Exterior Trim, No Sill Nosing, 4 9/16 Jamb, 4/4 Thick, Left/Right, Nesting Crank Handle, White Hardware, US National-WDMA/ASTM, DP 35, Insulated SunResist Annealed Glass, Protective Film, Black Spacer, Argon Filled, Traditional Glz Bd, Primed Wood SDL, 7/8" Putty SDL w/Perm Wood Putty Int BAR, Light Bronze Shadow Bar, Colonial All Lite(s) 2 Wide 3 High BetterVue Mesh Brilliant White Screen, This mull configuration complies with AAMA 450 standards and is professional engineer-approved. PEV 2023.1.0.4182/PDV 6.921 (03/02/23)NW	\$1,640.54	1	\$1,640.54



Viewed from Exterior.

Line 2	LOC 27, UPDATED BY ANDRES 3.3.23 Rough Opening : 32 3/4 X 38 3/4	Frame Size : 32 X 38 Siteline Standard, Clad Casement, Auralast Pine, Brilliant White Exterior, Natural Interior, No Drip Cap/No Nail Fin, 4 9/16 Jamb, 4/4 Thick, Hinge Right, Nesting Crank Handle, White Hardware, US National-WDMA/ASTM, PG 35, Insulated SunResist Annealed Glass, Protective Film, Black Spacer, Argon Filled, Traditional Glz Bd, Brilliant White SDL, 7/8" Putty SDL w/Perm Wood Putty Int BAR, Light Bronze Shadow Bar, Colonial 3 Wide 3 High BetterVue Mesh Brilliant White Screen, *Custom-Height*, IGThick=0.698(3/32 / 3/32),(To Calculate True Window or Patio Door Depth Add 1-1/4" To Specified Jamb Width). Clear Opening:22.1w, 33.5h, 5.1 sf U-Factor: 0.28, SHGC: 0.17, VLT: 0.39, Energy Rating: 15.00, CR: 63.00, CPD: JEL-N-877-01763-00001 PEV 2023.1.0.4182/PDV 6.921 (03/02/23)NW	\$988.51	1	\$988.51
--------	--	---	----------	---	----------



Viewed from Exterior.

cust-52444

Page 1 of 2 (Prices are subject to change.) JW230100FGE (Ver:0) - 03/20/2023 7.45 AM

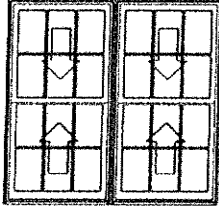
Quote Date: 01/16/2023

Drawings are for visual reference only and may not be to exact scale.
All orders are subject to review by JELD-WEN

Last Modified: 03/20/2023

LINE	LOCATION SIZE INFO	BOOK CODE DESCRIPTION	NET UNIT PRICE	QTY	EXTENDED PRICE
------	-----------------------	--------------------------	-------------------	-----	-------------------

Line 3 LOC 11 + 23
Rough Opening : 65 3/4 X 63 3/4



Viewed from Exterior. Scale: 1/2" = 1'

Frame Size : 65 X 63
Siteline Clad Double Hung, Auralast Pine, 2 Wide
Brilliant White Exterior,
Natural Interior,
No Drip Cap/No Nail Fin,
4 9/16 Jamb,
Tan Jambliner, Concealed Jambliner
White Hardware,
US National-WDMA/ASTM, DP 35,
Insulated SunResist Annealed Glass, Protective Film, Black Spacer, Argon
Filled, Traditional Glz Bd,
Brilliant White SDL, 7/8" Putty SDL w/Perm Wood Putty Int BAR, Light
Bronze Shadow Bar, Colonial All Lite(s) 3 Wide 2 High Top, 3 Wide 2 High
Btm
BetterVue Mesh Brilliant White Screen,
This mull configuration complies with AAMA 450 standards and is
professional engineer-approved.(To Calculate True Window or Patio Door
Depth Add 1-1/4" To Specified Jamb Width).
PEV 2023.1.0.4182/PDV 6.921 (03/02/23)NW


\$2,512.54 2 \$5,025.08

Total: \$7,654.13

Sales Tax (6.0000%): \$459.25

Net Total: \$8,113.38

Total Units: 4

 Protect yourself when you choose JELD-WEN Auralast pine products backed by a limited lifetime warranty against wood rot and termite damage.

DHDC 22-7741B

APPROVAL DOCUMENT – POST AT WORK LOCATION

CITY OF DETROIT
HISTORIC DISTRICT COMMISSION

2 WOODWARD, SUITE 808
DETROIT, MICHIGAN 48226

5/5/2023

CERTIFICATE OF APPROPRIATENESS (ADMINISTRATIVE APPROVAL)

1000 My Street
4021 Cortland
Detroit, MI

RE: Application Number 22-7741B; 4291 Cortland; Russell Woods-Sullivan Historic District
Project Scope: Install one new aluminum-clad wood window

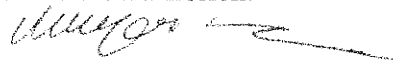
Dear Applicant,

Pursuant to Section 5(10) of the Michigan Local Historic District Act, as amended, being MCL 399.205 (10) and Sections 21-2-57 and 21-2-73 of the 2019 Detroit City Code, and Detroit Historic District Commission ("DHDC") delegation of administrative authority via Resolutions 97-01, 97-02, 98-01, 20-03, 21-04, and/or 21-07, as applicable, the staff of the DHDC has reviewed the above referenced application and hereby issues a Certificate of Appropriateness ("COA") for the following work, effective on [Today's date], as it meets the Secretary of the Interior's Standards for Rehabilitation and the district's Elements of Design:

- Per the submitted and attached Jeld Wen Signature scope, install 1 new aluminum-clad wood window and retain and repair existing wood trim at the existing associated opening. If wood trim cannot be repaired, install new wood trim to match existing/historic trim that remains at the home.

Please retain this COA for your files and post it at the subject property until work is complete. It is important to note that approval by the DHDC does not waive the applicant's responsibility to comply with any other applicable ordinances or statutes. If you have any questions regarding the foregoing, please contact staff at 313-224-1762 or hdc@detroitmi.gov.

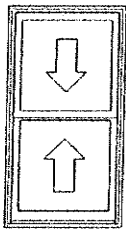
For the Commission:


Jennifer Ross
Detroit Historic District Commission

M.C. Guthrie Lumber Co.
12252 Merriman Rd, Livonia, MI 48150

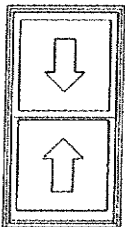
QUOTE BY : QUOTE # : JW230100FGD - Version 0
SOLD TO : SHIP TO :
PO# : PROJECT NAME: 4291 CORTLAND
Ship Via : Ground REFERENCE :
U-Factor Weighted Average: 0.3 SHGC Weighted Average: 0.2

LINE	LOCATION SIZE INFO	BOOK CODE DESCRIPTION	NET UNIT PRICE	QTY	EXTENDED PRICE
Line 1	LOC 19	Frame Size : 28 X 54 Siteline Clad Double Hung, Auralast Pine, Brilliant White Exterior, Natural Interior, No Drip Cap/No Nail Fin, 4 9/16 Jamb, Standard Double Hung, Tan Jambliner, Concealed Jambliner White Hardware, US National-WDMA/ASTM, PG 35, Insulated SunResist Annealed Glass, Protective Film, Black Spacer, Argon Filled, Traditional Glz Bd, BetterVue Mesh Brilliant White Screen, *Custom-Width*, *Custom-Height*, IGThick=0.698(3/32 / 3/32),(To Calculate True Window or Patio Door Depth Add 1-1/4" To Specified Jamb Width). Clear Opening:24.2w, 23.4h, 3.9 sf U-Factor: 0.30, SHGC: 0.20, VLT: 0.47, Energy Rating: 13.00, CR: 60.00, CPD: JEL-N-880-03843-00001 PEV 2023.1.0.4182/PDV 6.921 (03/02/23)NW	\$831.23	1	\$831.23



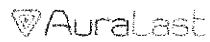
Viewed from Exterior. Scale: 1/2" =1'

Line 2	NEW OPENING	Frame Size : 28 X 54 Siteline Clad Double Hung, Auralast Pine, Brilliant White Exterior, Natural Interior, No Drip Cap/No Nail Fin, 4 9/16 Jamb, Standard Double Hung, Tan Jambliner, Concealed Jambliner White Hardware, US National-WDMA/ASTM, PG 35, Insulated SunResist Annealed Glass, Protective Film, Black Spacer, Argon Filled, Traditional Glz Bd, BetterVue Mesh Brilliant White Screen, *Custom-Width*, *Custom-Height*, IGThick=0.698(3/32 / 3/32),(To Calculate True Window or Patio Door Depth Add 1-1/4" To Specified Jamb Width). Clear Opening:24.2w, 23.4h, 3.9 sf U-Factor: 0.30, SHGC: 0.20, VLT: 0.47, Energy Rating: 13.00, CR: 60.00, CPD: JEL-N-880-03843-00001 PEV 2023.1.0.4182/PDV 6.921 (03/02/23)NW	\$831.23	1	\$831.23
--------	-------------	--	----------	---	----------



Viewed from Exterior. Scale: 1/2" =1'

LINE	LOCATION SIZE INFO	BOOK CODE DESCRIPTION	NET UNIT PRICE	QTY	EXTENDED PRICE
Total:					\$1,662.46
Sales Tax (6.0000%):					\$99.75
Net Total:					\$1,762.21
Total Units:					2

 Protect yourself when you choose JELD-WEN AuraLast pine products backed by a limited lifetime warranty against wood rot and termite damage.

DHDC 22-7742B

APPROVAL DOCUMENT – POST AT WORK LOCATION

CITY OF DETROIT
HISTORIC DISTRICT COMMISSION

2 WOODWARD, SUITE 808
DETROIT, MICHIGAN 48226

5/5/2023

CERTIFICATE OF APPROPRIATENESS (ADMINISTRATIVE APPROVAL)

4021 Cortland
Detroit, MI

RE: Application Number 22-7742B; 4238 Cortland; Russell Woods-Sullivan Historic District
Project Scope: Install one new wood window


Dear Applicant,

Pursuant to Section 5(10) of the Michigan Local Historic District Act, as amended, being MCL 399.205 (10) and Sections 21-2-57 and 21-2-73 of the 2019 Detroit City Code, and Detroit Historic District Commission ("DHDC") delegation of administrative authority via Resolutions 97-01, 97-02, 98-01, 20-03, 21-04, and/or 21-07, as applicable, the staff of the DHDC has reviewed the above referenced application and hereby issues a Certificate of Appropriateness ("COA") for the following work, effective on [Today's date], as it meets the Secretary of the Interior's Standards for Rehabilitation and the district's Elements of Design:

- Per the submitted and attached Jeld Wen Signature scope, install 1 wood window and retain and repair existing wood trim at the existing associated opening. If wood trim cannot be repaired, install new wood trim to match existing/historic trim that remains at the home.

Please retain this COA for your files and post it at the subject property until work is complete. It is important to note that approval by the DHDC does not waive the applicant's responsibility to comply with any other applicable ordinances or statutes. If you have any questions regarding the foregoing, please contact staff at 313-224-1762 or hdc@detroitmi.gov.

For the Commission:



Jennifer Ross
Detroit Historic District Commission



M.C. Gutherie Lumber Co.
12252 Merriman Rd, Livonia, MI 48150

QUOTE BY :

QUOTE # : JW230100FGA - Version 0

SOLD TO :

SHIP TO :

PO# :

PROJECT NAME: 4238 CORTLAND

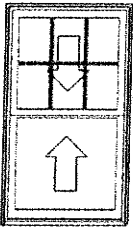
Ship Via : Ground

REFERENCE :

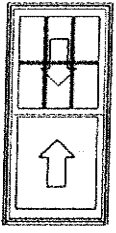
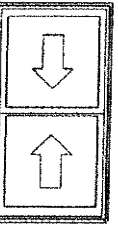
U-Factor Weighted Average: 0.29

SHGC Weighted Average: 0.19

LINE	LOCATION SIZE INFO	BOOK CODE DESCRIPTION	NET UNIT PRICE	QTY	EXTENDED PRICE
Line 1	LOC 1- WOOD	Frame Size : 31 1/2 X 56			
	Rough Opening : 32 1/4 X 56 3/4	Siteline Wood Double Hung, Auralast Pine, Primed Exterior, Natural Interior, No Exterior Trim, No Sill Nosing, 4 9/16 Jamb, Standard Double Hung, Tan Jambliner, Concealed Jambliner White Hardware, US National-WDMA/ASTM, PG 35, Insulated SunResist Annealed Glass, Protective Film, Black Spacer, Argon Filled, Traditional Glz Bd, Primed Wood SDL, 7/8" Putty SDL w/Perm Wood Putty Int BAR, Light Bronze Shadow Bar, Colonial Top Lite(s) Only 3 Wide 2 High Top, No Screen, *Custom-Width*, IGThick=0.698(3/32 / 3/32), **Screens on Wood Double Hung/Slide-By Units Without Trim Have No Method for Attachment. Clear Opening:27.7w, 24.4h, 4.7 sf U-Factor: 0.29, SHGC: 0.18, VLT: 0.42, Energy Rating: 13.00, CR: 60.00, CPD: JEL-N-885-01836-00001 PEV 2023.1.0.4182/PDV 6.921 (03/02/23)NW			
			\$811.04	3	\$2,433.12




Viewed from Exterior. Scale: 1/2" = 1'

LINE	LOCATION SIZE INFO	BOOK CODE DESCRIPTION	NET UNIT PRICE	QTY	EXTENDED PRICE
Line 2	LOC 16-WOOD	Frame Size : 26 1/2 X 57			
	Rough Opening : 27 1/4 X 57 3/4	Siteline Wood Double Hung, Auralast Pine, Primed Exterior, Natural Interior, No Exterior Trim, No Sill Nosing, 4 9/16 Jamb, Standard Double Hung, Tan Jambliner, Concealed Jambliner White Hardware, US National-WDMA/ASTM, PG 35, Insulated SunResist Annealed Glass, Protective Film, Black Spacer, Argon Filled, Traditional Glz Bd, Primed Wood SDL, 7/8" Putty SDL w/Perm Wood Putty Int BAR, Light Bronze Shadow Bar, Colonial Top Lite(s) Only 3 Wide 2 High Top, No Screen, *Custom-Width*, *Custom-Height*, IGThick=0.698(3/32 / 3/32), **Screens on Wood Double Hung/Slide-By Units Without Trim Have No Method for Attachment. Clear Opening:22.7w, 24.9h, 3.9 sf U-Factor: 0.29, SHGC: 0.18, VLT: 0.42, Energy Rating: 13.00, CR: 60.00, CPD: JEL-N-885-01836-00001 PEV 2023.1.0.4182/PDV 6.921 (03/02/23)NW			
					
	Viewed from Exterior. Scale: 1/2" = 1'				
			\$877.14	4	\$3,508.56
Line 3	LOC 28	Frame Size : 29 1/2 X 57			
	Rough Opening : 30 1/4 X 57 3/4	Siteline Clad Double Hung, Auralast Pine, Brilliant White Exterior, Natural Interior, No Drip Cap/No Nail Fin, 4 9/16 Jamb, Standard Double Hung, Tan Jambliner, Concealed Jambliner White Hardware, US National-WDMA/ASTM, PG 35, Insulated SunResist Annealed Glass, Protective Film, Black Spacer, Argon Filled, Traditional Glz Bd, BetterVue Mesh Brilliant White Screen, *Custom-Width*, *Custom-Height*, IGThick=0.698(3/32 / 3/32),(To Calculate True Window or Patio Door Depth Add 1-1/4" To Specified Jamb Width). Clear Opening:25.7w, 24.9h, 4.4 sf U-Factor: 0.30, SHGC: 0.20, VLT: 0.47, Energy Rating: 13.00, CR: 60.00, CPD: JEL-N-880-03843-00001 PEV 2023.1.0.4182/PDV 6.921 (03/02/23)NW			
					
	Viewed from Exterior. Scale: 1/2" = 1'				
			\$877.27	1	\$877.27

LINE	LOCATION SIZE INFO	BOOK CODE DESCRIPTION	NET UNIT PRICE	QTY	EXTENDED PRICE
------	-----------------------	--------------------------	-------------------	-----	-------------------

Line 4 LOC 29
Rough Opening : 54 3/4 X 30 3/4

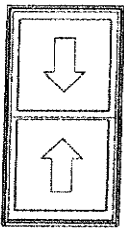


Viewed from Exterior. Scale: 1/2" = 1'

Frame Size : 54 X 30
Siteline Double Hung Product, Sash Back (Picture) Clad Fixed Auralast Pine,
Brilliant White Exterior,
Natural Interior,
No Drip Cap/No Nail Fin,
4 9/16 Jamb,
US National-WDMA/ASTM, PG 35,
Insulated SunResist Annealed Glass, Protective Film, Black Spacer, Argon
Filled, Traditional Glz Bd,
Custom-Width, *Custom-Height*, IGThick=0.698(3/32 / 3/32),(To
Calculate True Window or Patio Door Depth Add 1-1/4" To Specified Jamb
Width).
U-Factor: 0.27, SHGC: 0.21, VLT: 0.49, Energy Rating: 18.00, CR: 64.00,
CPD: JEL-N-883-05747-00001
PEV 2023.1.0.4182/PDV 6.921 (03/02/23)NW

\$847.04 1 \$847.04

Line 5 LOC 30
Rough Opening : 30 1/4 X 57 3/4



Viewed from Exterior. Scale: 1/2" = 1'

Frame Size : 29 1/2 X 57
Siteline Clad Double Hung, Auralast Pine,
Brilliant White Exterior,
Natural Interior,
No Drip Cap/No Nail Fin,
4 9/16 Jamb,
Standard Double Hung, Tan Jambliner, Concealed Jambliner
White Hardware,
US National-WDMA/ASTM, PG 35,
Insulated SunResist Annealed Glass, Protective Film, Black Spacer, Argon
Filled, Traditional Glz Bd,
BetterVue Mesh Brilliant White Screen,
Custom-Width, *Custom-Height*, IGThick=0.698(3/32 / 3/32),(To
Calculate True Window or Patio Door Depth Add 1-1/4" To Specified Jamb
Width). Clear Opening: 25.7w, 24.9h, 4.4 sf
U-Factor: 0.30, SHGC: 0.20, VLT: 0.47, Energy Rating: 13.00, CR: 60.00,
CPD: JEL-N-880-03843-00001
PEV 2023.1.0.4182/PDV 6.921 (03/02/23)NW


\$877.27 1 \$877.27

Total: \$8,543.26

Sales Tax (6.0000%): \$512.60

Net Total: \$9,055.86

Total Units: 10

 Protect yourself when you choose JELD-WEN Auralast pine products backed by a limited lifetime warranty against wood rot and termite damage.