



City of Detroit - Planning & Development Department  
2 Woodward Avenue, Suite 808  
Detroit, Michigan 48226

# HISTORIC DISTRICT COMMISSION

## ADDITIONAL INFORMATION REQUEST

**Date:** 08/29/2025

**Application Number:** HDC2025-00129

### APPLICANT & PROPERTY INFORMATION

<b>NAME:</b> Alton G Smith		<b>COMPANY NAME:</b> Smith Ball LLC	
<b>ADDRESS:</b> 1001 Bishop Rd	<b>CITY:</b> Grosse Pointe Park	<b>STATE:</b> MI	<b>ZIP:</b> 48230
<b>PROJECT ADDRESS:</b> 863 Iroquois			
<b>HISTORIC DISTRICT:</b> Indian Village			

### REQUESTED INFORMATION

We have received your application, but it is not yet complete for review. Please provide additional details based on the comments and questions listed below. Should you need to attach additional files per this request, use the paperclip icons at the end of this form. You may attach up to (5) files per icon up to 25MB:

Outstanding documentation/information, much of which was previously requested, is still needed.

6/02 - Exterior photos – please submit a photo of each side of the house that shows the entire wall.

8/28 – these photos have not been received.

6/02 - Columns/Pilasters/Trim – The pilasters at the front entrance porch remain intact and are in repairable condition; staff doesn't have authority to approve their replacement based on existing photos. Staff offers the same comment for the trim on the house; it remains mostly intact and in repairable condition. For areas that need new material, staff will need a sketch of the existing column/pilaster/trim with all details noted and dimensioned (a photograph can also be dimensioned). If replacement is proposed, cut sheets of the proposed new column and/or pilaster must list material, and dimensions of all details.

8/28 – Staff doesn't have authority to approve replacement columns, except for the central column that is partially missing. As stated above, dimensions of the existing column (width of shaft, and base and capitol detailing) are needed, as well as the cut sheet for the proposed column that shows the design and all dimensions, material and finish, are required for review.

It appears the outside square column has been replaced in violation. The new column design does not match the historic column design. Staff does not have authority to approve this replacement column.

Staff notes that no mention has been made of the porch railing. Based on a staff photo of this house, dated July 14, 2025, a portion of the railing remains intact on the side. Please include specifications for the retention of the side railing as well as a cut sheet or dimensioned drawing for the railing planned for the front of the porch. Also include information on whether a railing for the front steps is proposed. If so, please submit a dimensioned drawing confirming the placement, design, material, and finish.

6/02 - Concrete driveway –a site plan (hand drawn is fine) with dimensions of existing/proposed driveway footprint noted is necessary.

8/28 – the mocked-up photo is helpful, but we still need to receive a dimensioned footprint/site plan that states the overall dimensions and clearly shows where the driveway will begin and end.



PSR: Audra

250829AD

## APPLICANT RESPONSE

Response Date: 09/03/2025



### -Exterior Photos

images are included

### -Concrete Driveway

proposed driveway replacement will be 93x 7.5ft extending from the back edge of the house to the city sidewalk. it will not include city sidewalk and below. see attached photos.

### -Columns/Pilaster/Trim

The pilasters at the front entrance of the porch are intact and will not be replaced.

There are 4 pilasters that make up the outside columns on the front corners of the house. these were in significant decay and were replaced in violation. I sincerely apologize for this. I have attached a proposed for replacement of the original pilasters (12 inches in width x 25ft Length x 2inch depth} . see attached cut sheet (Fluted column).

The central column on the porch is 6ft in height, tapered and fluted with a 9 inch diameter at the top and a 10 inch diameter at the base. it has a 10 inch Tuscan capitol and a 12 inch Tuscan base. the proposed central column has identical dimensions and will be finished in white to match the existing trim.

### -Porch railing

As mentioned the existing porch railing on the north side of the house is in good condition and will only need painting. (White to match existing trim) additional railing will be added to porch between center column and north corner of porch.









West





South





North





EAST






South





west





Side walk

Street





93 Ex

7.5 Ft





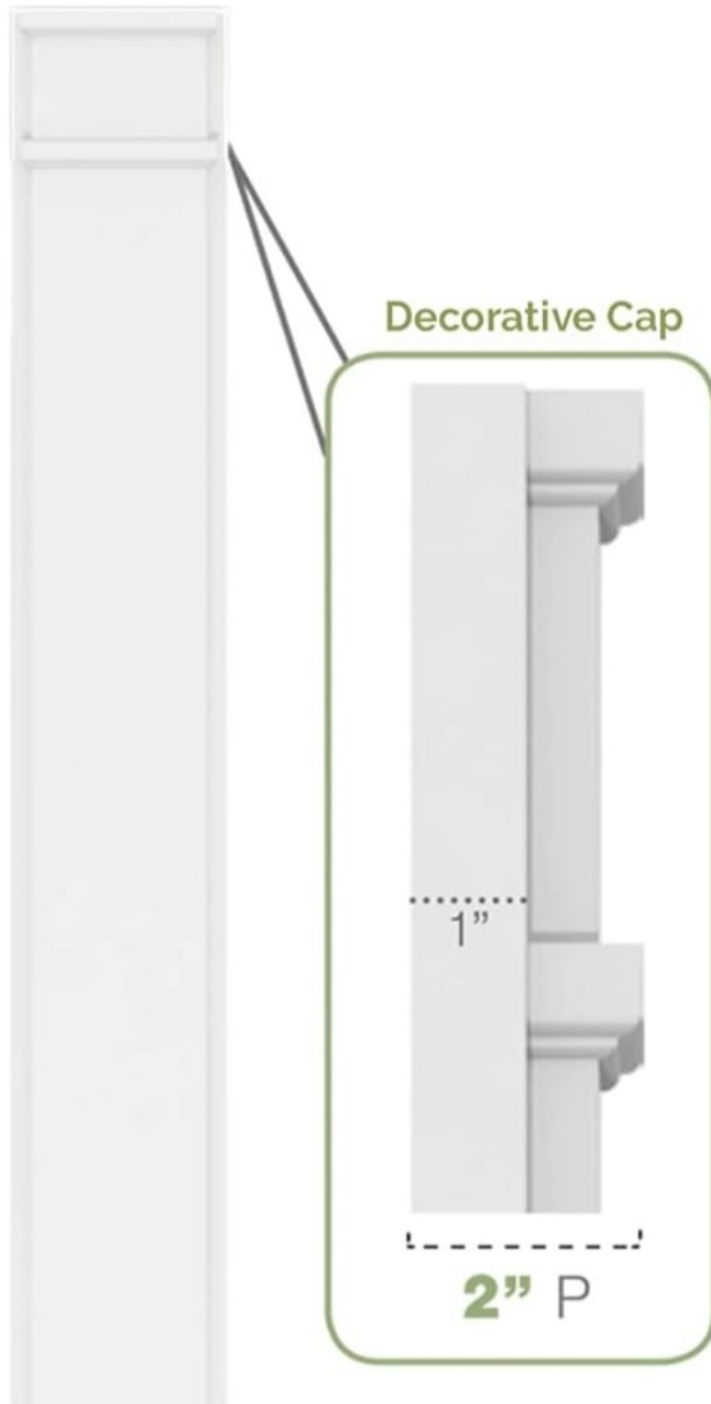
**Ekena Millwork**

TruCraft Fluted Pilaster w/Decorative Capital & Base, 12"W x 120"H x 2"P Base Can Be Trimmed Up to 6 5/8", Architectural Grade PVC, Sold As Pair





TruCraft Fluted Pilaster w/Decorative Capital & Base, 12"W x 120"H x 2"P Base Can Be Trimmed Up to 6 5/8", Architectural Grade PVC, Sold As Pair









# *PILASTER STYLES*




*SMOOTH*



*FLUTED*



*RECESSED*



*RAISED*



HEIGHT

WIDTH


PROJECTION



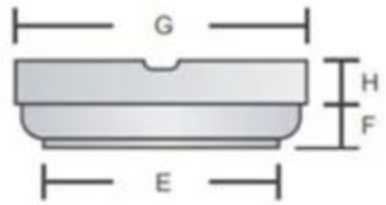




4 Fluted Pilasters  
Existing







Tapered Capitals

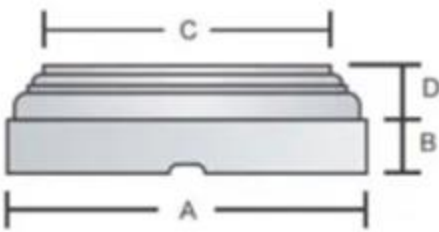
Cap Round		Abacus			
E	F	G	H	F+H	
6"	5-1/8"	1-3/16"	6-3/4"	1-1/4"	2-7/16"
8"	6-3/4"	1-3/16"	8-3/4"	1-1/4"	2-7/16"
10"	8-7/8"	1-7/16"	10-1/2"	1-7/16"	2-7/8"
12"	10-3/8"	1-7/16"	12"	1-7/16"	2-7/8"
14"	12"	2-1/4"	14"	2-1/4"	4-1/2"
16"	13-3/4"	2-3/8"	16"	2-3/8"	4-3/4"
18"	15-3/4"	3-1/8"	18-3/4"	3-1/4"	6-3/8"
20"	17-5/8"	3-1/4"	20-5/8"	3-1/4"	6-1/2"
24"	21-3/4"	3-5/16"	25"	3-5/16"	6-5/8"



Search Pacific Columns...

Search

COLUMN CAPITALS & BASES



Tapered & Non-Tapered Bases

Plinth		Base Round			
A	B	C	D	B+D	
6"	8-1/8"	1-7/16"	6-1/8"	1-7/16"	2-7/8"
8"	10"	1-7/16"	8"	1-7/16"	2-7/8"
10"	12"	1-7/16"	10"	1-7/16"	2-7/8"
12"	14"	1-7/16"	12"	1-7/16"	2-7/8"
14"	16-3/8"	2-1/4"	14"	2-1/4"	4-1/2"
16"	18-3/4"	2-3/8"	16-3/8"	2-5/16"	4-11/16"
18"	21-5/8"	3-3/16"	18-1/2"	3-3/16"	6-3/8"
20"	23-3/4"	3-1/8"	20-1/2"	3-1/8"	6-1/2"
24"	28-1/2"	3-5/16"	24"	3-5/16"	6-5/8"

10:38

9. PLAN TYPE

home

pacific

columns, inc.

shopping cart

phone

1/2

Plan Type D

10. COLUMN DIAMETER

10"

11. COLUMN FINISH

Hard Maple

10:38

home

pacific

columns, inc.

shopping cart

phone

6. OPENING HEIGHT

72"

7. MATERIAL

Premier Wood

8. POST WRAPPING

NO

10:38

home

pacific

columns, inc.

shopping cart

phone

3. SHAFT STYLE

Fluted

4. CAPITAL DESIGN

Tuscan

5. BASE DESIGN

10:38

home

pacific

columns, inc.

shopping cart

phone

1. APPLICATION

Exterior Columns


2. SHAFT SHAPE

Round

3. SHAFT STYLE



Porch Center Column  
Existing.







MENU

V


VINTAGE  
WOODWORKS

903-356-2158

Porches | Beadboard | Doors | Gables | Photos

Search

Solid Wood Handrails



Product Description

**Note:** We suggest you consider Cypress if you want to upgrade from Poplar for exterior use.

**P-2 Rail** (Order below) (201135)  
2-1/2" wide x 1-1/4" tall with 1-3/4" wide bottom channel. For 1-5/8" (net) Balusters or 3/4" - 1-5/8" Balusters when installed with SR2 or BSR2 Sub-rail.

**P-3 Rail** (Order below) (201070)  
3-1/4" wide x 1-5/16" tall with 2-5/8" wide bottom channel. For 2-1/2" (net) Balusters or 3/4" - 2-1/2" Balusters when installed with SR3 or BSR3 Sub-rail.

**P-4 Rail** (Order below) (201072)  
4-3/8" wide x 1-1/2" tall with 3-5/8" wide bottom channel. For 3-1/2" (net) Balusters or 2-1/4" - 3-1/2" Baluster when installed with SR4 or BSR4 Sub-rail.

**Rail Sets**  
The Handrails on this page can also be ordered with Subrails and Sloped-top Bottom Rails as Rail Sets.

See the Vintage Woodworks Balustrade Installation System

Material Choices    CA Resident **WARNING**

Handrail Samples are available. Also, see our Polyurethane Rails

Product Description

Our

Turned Hemlock Balusters are made of the finest quality clear, solid, kiln-dried Western Hemlock. Quantity discounts available. For exterior projects it's very important to install Balusters using Sloped-top Bottom Rail. We can notch Baluster bottoms to perfectly fit this Rail.

Order Below

For 12" and shorter Balusters see Chunky Spindles. Also, see Turned Cedar, Plain Square, High Density Polyurethane, Sawn, and Interior Balusters. And here's a comparison of Balusters:

24"    28"    32"    36"

3" MS-Designer

3" x 24" (MS-D324-H)

3" x 28" (MS-D328-H)