



City of Detroit - Planning & Development Department  
2 Woodward Avenue, Suite 808  
Detroit, Michigan 48226

# HISTORIC DISTRICT COMMISSION ADDITIONAL INFORMATION REQUEST

**Date:** 7/11/25

**Application Number:** HDC2025-00446

## APPLICANT & PROPERTY INFORMATION

<b>NAME:</b> Steven Mamat		<b>COMPANY NAME:</b> Steven Mamat	
<b>ADDRESS:</b> 2491 Longfellow	<b>CITY:</b> Detroit	<b>STATE:</b> MI	<b>ZIP:</b> 48206
<b>PROJECT ADDRESS:</b> 2491 Longfellow			
<b>HISTORIC DISTRICT:</b> Boston-Edison			

## REQUESTED INFORMATION

We have received your application, but it is not yet complete for review. Please provide additional details based on the comments and questions listed below. Should you need to attach additional files per this request, use the paperclip icons at the end of this form. You may attach up to (5) files per icon up to 25MB:

This application is not yet complete.

--Please include a clear, detailed scope of work for this current application. Please include a bulleted list of the items you would like the Historic District Commission to review with this application.

--Please include current photos of all four sides of the house, all four sides of the garage, and photos of both the front and back yards, and photos of any other work mentioned in your bulleted list.

--Please provide product specifications of any products you are proposing, including any windows that you wish to be considered as part of this application.

--Please provide technical specifications/product specifications/ or a contractor description of the process of adding wood veneers to existing vinyl windows.

Thank you.

## APPLICANT RESPONSE

Response Date: 07/24/2025



I am seeking approval of previously submitted authorization as it pertains to the Windows, Pillars, Landscaping.

The house contains vinyl windows that were installed previous to my ownership. The vinyl windows are energy efficient. I am not in possession of any of the information regarding their installation as it was not done by me. I am reattaching the estimate I got which contains the dimensions.

I am requesting that their installation be approved because of the cost associated with wholly replacing viable and working windows. Furthermore, the Historic commission has already approved vinyl windows in the Boston Edison District on 1405 Chicago.

In the alternative, I am requesting that only the front facing windows be allowed to be altered to be improved with wood veneers to show the appearance of historic preservation. I have attached a more extensive detailed proposal to address the concerns of the HDC.

As to the pillars and paint, I am requesting that these items be approved as they were done prior to the ownership of the house. The black paint offers a nice contrast with the color of the brick and the square columns offer a beautiful appearance.

I have since replaced the some of the buses in the front that were previously removed, as well as, a flower bed in place of the removed bushes.

In addition, as was previously required, I planted a new shade tree in a Japanese Maple in the back with a flower bed and hydrangea bushes and trees along the exterior of the yard.

We are also requesting that the vision panel of the front door be approved as it was installed prior to ownership.

Furthermore, we are requesting that we be allowed to install brick pavers and/or concrete patio to the right of the deck with a staircase to such patio. I am attaching a proposed drawing of such work to be done.

While vinyl offers certain advantages in terms of energy efficiency and maintenance, we understand that it often falls short in meeting the aesthetic standards of historical preservation.

The core challenge is finding a solution that:

- Maintains the historical appearance of the property.
- Offers modern performance and longevity.
- Is financially feasible for the homeowner.

### **Our Proposed Solution: Wood-Clad Vinyl Windows**

We propose a solution that we believe elegantly bridges this gap: wood-cladding the exterior of the existing vinyl windows.

What are Wood-Clad Vinyl Windows?

- At their core, these are vinyl windows, offering energy efficiency, durability, and low maintenance.
- The *exterior* of the window is then encased in a precisely crafted wood layer. This wood cladding is available in various wood species and can be customized to match the exact profiles and dimensions of traditional wood windows.

### **Key Benefits for Historical Preservation**

1. **Authentic Aesthetic:** The wood cladding provides the *exact* look and feel of traditional wood windows. The visible exterior will be indistinguishable from original or high-end wood replacements. We can match:
  - Sash profiles
  - Muntin designs (including true divided lites or simulated divided lites)
  - Exterior casing and trim
2. **Preservation of Character:** This solution allows the home to retain its historical character, ensuring it continues to contribute to the architectural integrity of the neighborhood and meet any historical district guidelines.
3. **Enhanced Curb Appeal:** By replacing the existing, potentially non-conforming vinyl appearance with the richness of wood, we significantly enhance the home's curb appeal, contributing positively to the overall aesthetic of the area.

### **Practical Advantages for the Homeowner**

1. **Energy Efficiency:** The vinyl window core provides excellent insulation, reducing energy consumption and lowering heating and cooling costs.
2. **Low Maintenance:** Vinyl is inherently low-maintenance, resisting rot, insects, and the need for frequent painting. The *interior* of the window remains vinyl, maximizing this benefit. The exterior wood cladding will require some maintenance, but far less than a full wood window.

3. **Durability and Longevity:** High-quality vinyl windows are designed to last for decades, and the wood cladding, when properly finished and maintained, will also have a long lifespan.
4. **Cost-Effectiveness:** This solution is more cost-effective than replacing the entire window unit with a high-quality wood window. It allows the homeowner to utilize their existing investment in the vinyl windows while achieving the desired historical aesthetic.

### **Addressing Concerns about Wood Cladding**

- **Maintenance:** We understand concerns about wood maintenance. We propose using durable, rot-resistant wood species (e.g., Accoya, cedar, and walnut) and high-quality, long-lasting finishes. We can also provide the homeowner with a detailed maintenance plan.
- **Longevity of Cladding:** When properly installed and maintained, the wood cladding will have a long lifespan. We use proven attachment methods and ensure proper sealing to prevent moisture intrusion.
- **Customization:** We are committed to working closely with the homeowner and the Historical Society to ensure the wood cladding precisely matches the original window design.

### **Recommendation**

We recommend that the Historical Society Board approve the proposal to allow the homeowner to wood-clad the front facing of their existing vinyl windows, subject to the following conditions:

- Approval of the wood species and finish by the Historical Society.
- Adherence to historically accurate profiles and dimensions for the cladding.

The process involves applying a layer of real wood to the exterior of an existing vinyl window. Here's a general outline:

1. **Preparation of the Vinyl Window:** The existing vinyl window frame is assessed to ensure it's a suitable base for the wood cladding. This may involve cleaning the surface to ensure proper adhesion.
2. **Wood Selection and Milling:**
  - A durable, rot-resistant wood species is selected (e.g., Accoya, cedar).
  - The wood is milled to match the precise profiles and dimensions of traditional wood windows, including sash profiles, muntin designs, and exterior casing and trim. This ensures the final appearance is historically accurate.
3. **Cladding Attachment:**
  - The wood cladding is carefully attached to the exterior of the vinyl window frame.

- Proven attachment methods are used, such as adhesives, mechanical fasteners, or a combination of both, to ensure a secure and long-lasting bond.
  - Proper sealing is crucial to prevent moisture intrusion between the wood cladding and the vinyl frame.
4. **Finishing:** The wood cladding is finished with a high-quality, durable exterior finish (e.g., paint or stain) to protect it from the elements and enhance its appearance. The finish is selected to match the desired historical color and appearance.
5. **Installation and Detailing:**
- The wood-clad windows are installed into the window opening.
  - Careful attention is paid to detailing, such as proper flashing and sealing, to ensure weather resistance and prevent water damage.

In essence, the process creates a composite window where the vinyl provides the structural integrity and low maintenance, while the wood cladding provides the authentic historical appearance.

## Conclusion

We believe that wood-cladding the existing vinyl windows offers a balanced and responsible solution. It allows us to:

- Respect the historical integrity of the property and the neighborhood.
- Provide the homeowner with the benefits of modern window technology.
- Offer a cost-effective and sustainable approach.

We urge the board to consider this proposal as a viable alternative to full window replacement. We are confident that this solution will meet the aesthetic standards of the Historical Society while providing long-term value and performance.

Thank you for your time and consideration. We welcome any questions you may have.

# Mamat, Steven

## Marvin Window Quote

Quote #: QQ6XA4B

A Proposal for Window and Door Products prepared for:

**Job Site:**  
48206

**Shipping Address:**

LAURENCE SMITH DIST INC-BLOOMFIELD  
3605 S HURON RD  
BAY CITY, MI 48706-2043

**Project Description:**

*Marvin Elevate Windows*

**Featuring products from:**



## MARVIN

### DESIGN GALLERY

a complete window and door showroom

CHRIS CASWELL

LAURENCE SMITH DIST INC-BLOOMFIELD

3605 S HURON RD

BAY CITY, MI 48706-2043

Phone: (248) 333-9085

Email:

ccaswell@windowanddoorcenter.com

This report was generated on 5/8/2024 3:31:30 PM  
using the Marvin Order Management System,  
version 0004.08.01 (Current). Price in USD. Unit  
availability and price are subject to change. Dealer  
terms and conditions may apply.

## UNIT SUMMARY

The following is a schedule of the windows and doors for this project. For additional unit details, please see Line Item Quotes.

Additional charges, tax or Terms and Conditions may apply. Detail pricing is per unit.

NUMBER OF LINES: 20

TOTAL UNIT QTY: 40

EXT NET PRICE: USD 100,898.04

LINE	MARK UNIT	PRODUCT LINE	ITEM	NET PRICE	QTY	EXTENDED NET PRICE
1		Elevate	Double Hung RO 34" X 52 1/2" Entered as FS 33" X 52"	1,146.17	6	6,877.02
2		Ultimate	Direct Glaze Round Top RO 34" X 17" Entered as FS 33" X 16 1/2"	2,636.47	4	10,545.88
3		Elevate	Elevate Assembly RO 61" X 60 1/2" Entered as FS 60" X 60"	2,287.26	1	2,287.26
4		Elevate	Double Hung RO 19" X 60 1/2" Entered as FS 18" X 60"	999.82	2	1,999.64
5		Elevate	Elevate Assembly RO 53" X 60 1/2" Entered as FS 52" X 60"	2,210.79	1	2,210.79
6		Elevate	Double Hung RO 23" X 48 1/2" Entered as FS 22" X 48"	983.06	1	983.06
7		Elevate	Elevate Assembly RO 61" X 40 1/2" Entered as FS 60" X 40"	2,060.76	1	2,060.76
8		Elevate	Double Hung RO 33" X 45 1/2" Entered as FS 32" X 45"	1,082.09	1	1,082.09
9		Elevate	Elevate Assembly RO 88" X 30 1/2" Entered as FS 87" X 30"	2,609.13	1	2,609.13
10		Ultimate	Direct Glaze Round Top RO 27" X 13 1/2" Entered as FS 26" X 13"	2,534.25	1	2,534.25
11		Elevate	Elevate Assembly RO 61" X 49 1/2" Entered as FS 60" X 49"	2,454.73	1	2,454.73
12		Elevate	Double Hung RO 34" X 60 1/2" Entered as FS 33" X 60"	1,414.16	3	4,242.48
13		Elevate	Double Hung RO 19" X 49 1/2"	908.07	1	908.07


14	Elevate	Entered as FS 18" X 49" Double Hung RO 34" X 60 1/2"	1,205.90	6	7,235.40
15	Elevate	Entered as FS 33" X 60" Double Hung RO 26" X 53 1/2"	1,206.62	3	3,619.86
16	Elevate	Entered as FS 25" X 53" Double Hung RO 20" X 45 1/2"	890.58	1	890.58
17	Elevate	Entered as FS 19" X 45" Elevate Assembly RO 113" X 49 1/2"	3,160.36	1	3,160.36
18	Elevate	Entered as FS 112" X 49" Elevate Assembly RO 86" X 45 1/2"	2,812.29	2	5,624.58
19	Elevate	Entered as FS 85" X 45" Elevate Assembly RO 81" X 45 1/2"	2,803.55	2	5,607.10
20	Labor	Non-Marvin Labor Install Includes Removal and Haul Away of Old Units, New Interior Primed Casing, Solar Seal #900 Caulk, OSI Spray Foam Insulation, 5 Year Product Labor Warranty, Lifetime Craftsmanship Warranty.	33,965.00	1	33,965.00

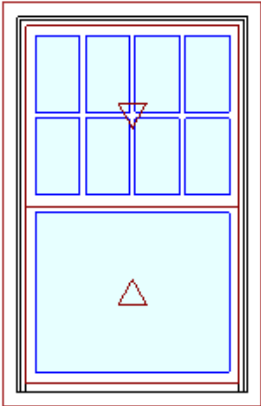


LINE ITEM QUOTES

The following is a schedule of the windows and doors for this project. For additional unit details, please see Line Item Quotes. Additional charges, tax or Terms and Conditions may apply. Detail pricing is per unit.

Line #1	Mark Unit:	Net Price:		1,146.17
Qty: 6		Ext. Net Price:	USD	6,877.02

MARVIN



As Viewed From The Exterior

Entered As: FS

Egress Information

Width: 29 7/8" Height: 21 3/32"

Net Clear Opening: 4.38 SqFt

Stone White Exterior

White Interior

Elevate Double Hung

Frame Size 33" X 52"

Rough Opening 34" X 52 1/2"

Top Sash

Stone White Exterior

White Interior

IG

Low E2 w/Argon

Stainless Perimeter and Spacer Bar

7/8" SDL - With Spacer Bar - Stainless

Rectangular - Special Cut 4W2H

Stone White Ext - White Int

Divided Lite Options are inconsistent across the panels of this unit. Ensure the correct Divided Lite Types have been selected.

Bottom Sash

Stone White Exterior

White Interior

IG - 1 Lite

Low E2 w/Argon

Stainless Perimeter Bar

White Weather Strip Package

1 White Sash Lock

Exterior Aluminum Screen

Stone White Surround

Bright View Mesh

4 9/16" Jamb

Casing All Sides

Stone White BMC


\*\*\*Exterior Casing Ship Loose

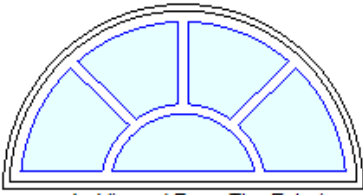
Nailing Fin

\*\*\*Note: Divided lite cut alignment may not be accurately represented in the OMS drawing. Please consult your local representative for exact specifications.

\*\*\*Note: Unit Availability and Price is Subject to Change

Line #2	Mark Unit:	Net Price:		2,636.47
Qty: 4		Ext. Net Price:	USD	10,545.88

MARVIN



As Viewed From The Exterior

Entered As: FS

Egress Information

No Egress Information available.

Stone White Clad Exterior

Painted Interior Finish - White - Pine Interior

Ultimate Direct Glaze Round Top - RT1

Frame Size 33" X 16 1/2"

Rough Opening 34" X 17"

IG

Low E2 w/Argon

Black Perimeter and Spacer Bar

7/8" SDL - With Spacer Bar - Black

Sunburst

5 Radius Lites

Stone White Clad Ext - Painted Interior Finish - White - Pine Int

4 9/16" Jamb

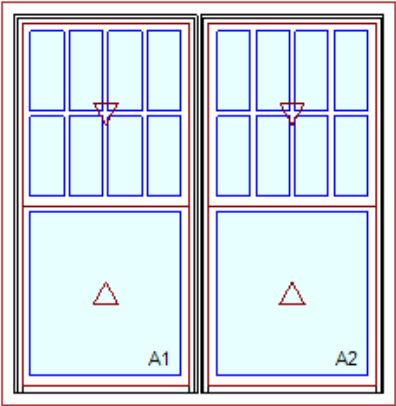
Nailing Fin

\*\*\*Note: Divided lite cut alignment may not be accurately represented in the OMS drawing. Please consult your local representative for exact specifications.

\*\*\*Note: The minimum hub width is 12". This may affect the availability or appearance of this unit. Please contact your Marvin Representative for assistance.

\*\*\*Note: Unit Availability and Price is Subject to Change

Line #3	Mark Unit:	Net Price:		2,287.26
Qty: 1		Ext. Net Price:	USD	2,287.26



As Viewed From The Exterior

Entered As: FS  
Egress Information A1, A2  
Width: 26 7/8" Height: 25 3/32"  
Net Clear Opening: 4.68 SqFt


Feature Mismatch: Divided Lite Options

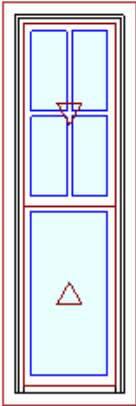
- Stone White Exterior
- White Interior
- 2W1H - Rectangle Assembly
- Assembly Frame Size
- 60" X 60"
- Assembly Rough Opening
- 61" X 60 1/2"
- Unit: A1
  - Elevate Double Hung
  - Basic Frame 30" X 60"
  - Rough Opening 31" X 60 1/2"
  - Top Sash
    - Stone White Exterior
    - White Interior
    - IG
    - Low E2 w/Argon
    - Stainless Perimeter and Spacer Bar
    - 7/8" SDL - With Spacer Bar - Stainless
    - Rectangular - Special Cut 4W2H
    - Stone White Ext - White Int
  - Bottom Sash
    - Stone White Exterior
    - White Interior
    - IG - 1 Lite
    - Low E2 w/Argon
    - Stainless Perimeter Bar
    - White Weather Strip Package
    - 1 White Sash Lock
    - Exterior Aluminum Screen
    - Stone White Surround
    - Bright View Mesh

- Unit: A2
  - Elevate Double Hung
  - Basic Frame 30" X 60"
  - Rough Opening 31" X 60 1/2"
  - Top Sash
    - Stone White Exterior
    - White Interior
    - IG
    - Low E2 w/Argon
    - Stainless Perimeter and Spacer Bar
    - 7/8" SDL - With Spacer Bar - Stainless
    - Rectangular - Special Cut 4W2H
    - Stone White Ext - White Int
  - Bottom Sash
    - Stone White Exterior
    - White Interior
    - IG - 1 Lite
    - Low E2 w/Argon
    - Stainless Perimeter Bar
    - White Weather Strip Package
    - 1 White Sash Lock
    - Exterior Aluminum Screen
    - Stone White Surround
    - Bright View Mesh
- 4 9/16" Jambs
- Casing All Sides
- Stone White BMC
- \*\*\*Exterior Casing Ship Loose
- Nailing Fin
- \*\*\*Note: Divided lite cut alignment may not be accurately represented in the

OMS drawing. Please consult your local representative for exact specifications.  
\*\*\*Note: Unit Availability and Price is Subject to Change

Line #4	Mark Unit:	Net Price:		999.82
Qty: 2		Ext. Net Price:	USD	1,999.64

MARVIN



As Viewed From The Exterior

Entered As: FS

Egress Information

Width: 14 7/8" Height: 25 3/32"

Net Clear Opening: 2.59 SqFt


Stone White Exterior  
White Interior  
Elevate Double Hung  
Frame Size 18" X 60"  
Rough Opening 19" X 60 1/2"  
Top Sash  
Stone White Exterior  
White Interior  
IG  
Low E2 w/Argon  
Stainless Perimeter and Spacer Bar  
7/8" SDL - With Spacer Bar - Stainless  
Rectangular - Special Cut 2W2H  
Stone White Ext - White Int

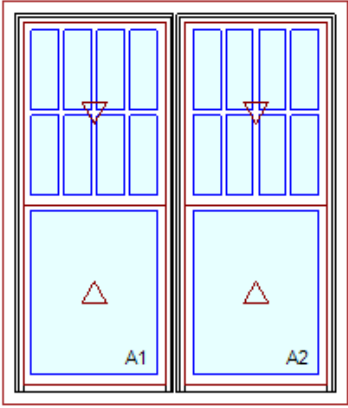
Divided Lite Options are inconsistent across the panels of this unit. Ensure the correct Divided Lite Types have been selected.

Bottom Sash  
Stone White Exterior  
White Interior  
IG - 1 Lite  
Low E2 w/Argon  
Stainless Perimeter Bar  
White Weather Strip Package  
1 White Sash Lock  
Exterior Aluminum Screen  
Stone White Surround  
Bright View Mesh  
4 9/16" Jambs  
Casing All Sides  
Stone White BMC  
\*\*\*Exterior Casing Ship Loose  
Nailing Fin

\*\*\*Note: Divided lite cut alignment may not be accurately represented in the OMS drawing. Please consult your local representative for exact specifications.  
\*\*\*Note: Unit Availability and Price is Subject to Change

Line #5	Mark Unit:	Net Price:		2,210.79
Qty: 1		Ext. Net Price:	USD	2,210.79

MARVIN



As Viewed From The Exterior

Entered As: FS

Feature Mismatch: Divided Lite Options

Stone White Exterior  
White Interior  
2W1H - Rectangle Assembly  
Assembly Frame Size  
52" X 60"  
Assembly Rough Opening  
53" X 60 1/2"

Unit: A1  
Elevate Double Hung  
Basic Frame 26" X 60"  
Rough Opening 27" X 60 1/2"  
Top Sash  
Stone White Exterior  
White Interior  
IG  
Low E2 w/Argon  
Stainless Perimeter and Spacer Bar  
7/8" SDL - With Spacer Bar - Stainless  
Rectangular - Special Cut 4W2H  
Stone White Ext - White Int

Egress Information A1, A2  
Width: 22 7/8" Height: 25 3/32"  
Net Clear Opening: 3.99 SqFt

Bottom Sash  
Stone White Exterior  
White Interior  
IG - 1 Lite  
Low E2 w/Argon  
Stainless Perimeter Bar  
White Weather Strip Package  
1 White Sash Lock  
Exterior Aluminum Screen  
Stone White Surround  
Bright View Mesh

Unit: A2  
Elevate Double Hung  
Basic Frame 26" X 60"  
Rough Opening 27" X 60 1/2"

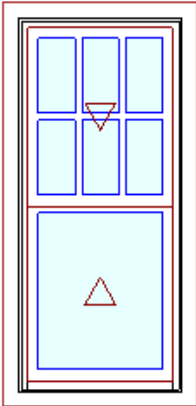
Top Sash  
Stone White Exterior  
White Interior  
IG  
Low E2 w/Argon  
Stainless Perimeter and Spacer Bar  
7/8" SDL - With Spacer Bar - Stainless  
Rectangular - Special Cut 4W2H  
Stone White Ext - White Int

Bottom Sash  
Stone White Exterior  
White Interior  
IG - 1 Lite  
Low E2 w/Argon  
Stainless Perimeter Bar  
White Weather Strip Package  
1 White Sash Lock  
Exterior Aluminum Screen  
Stone White Surround  
Bright View Mesh

4 9/16" Jambs  
Casing All Sides  
Stone White BMC  
\*\*\*Exterior Casing Ship Loose  
Nailing Fin  
\*\*\*Note: Divided lite cut alignment may not be accurately represented in the OMS drawing. Please consult your local representative for exact specifications.  
\*\*\*Note: Unit Availability and Price is Subject to Change

Line #6	Mark Unit:	Net Price:		983.06
Qty: 1		Ext. Net Price:	USD	983.06

MARVIN 



As Viewed From The Exterior

Entered As: FS

Stone White Exterior  
White Interior  
Elevate Double Hung  
Frame Size 22" X 48"  
Rough Opening 23" X 48 1/2"

Top Sash  
Stone White Exterior  
White Interior  
IG  
Low E2 w/Argon  
Stainless Perimeter and Spacer Bar  
7/8" SDL - With Spacer Bar - Stainless  
Rectangular - Special Cut 3W2H  
Stone White Ext - White Int

Divided Lite Options are inconsistent across the panels of this unit. Ensure the correct Divided Lite Types have been selected.

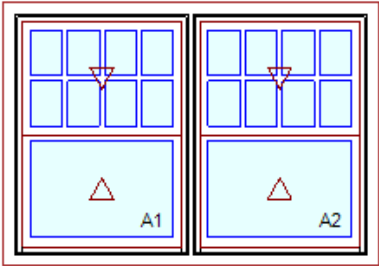
Bottom Sash  
Stone White Exterior  
White Interior  
IG - 1 Lite  
Low E2 w/Argon  
Stainless Perimeter Bar

Egress Information

Width: 18 7/8" Height: 19 3/32"  
Net Clear Opening: 2.50 SqFt

White Weather Strip Package  
1 White Sash Lock  
Exterior Aluminum Screen  
Stone White Surround  
Bright View Mesh  
4 9/16" Jambs  
Casing All Sides  
Stone White BMC  
\*\*\*Exterior Casing Ship Loose  
Nailing Fin  
\*\*\*Note: Divided lite cut alignment may not be accurately represented in the  
OMS drawing. Please consult your local representative for exact specifications.  
\*\*\*Note: Unit Availability and Price is Subject to Change

Line #7	Mark Unit:	Net Price:		2,060.76
Qty: 1		Ext. Net Price:	USD	2,060.76



As Viewed From The Exterior

Entered As: FS  
Egress Information A1, A2  
Width: 26 7/8" Height: 15 3/32"  
Net Clear Opening: 2.82 SqFt

Feature Mismatch: Divided Lite Options

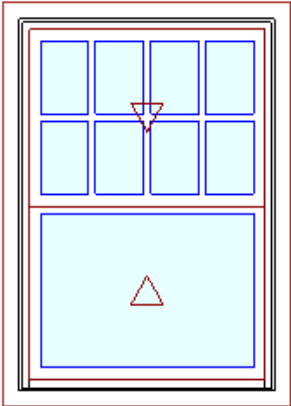
Stone White Exterior  
White Interior  
2W1H - Rectangle Assembly  
Assembly Frame Size  
60" X 40"  
Assembly Rough Opening  
61" X 40 1/2"  
  
Unit: A1  
Elevate Double Hung  
Basic Frame 30" X 40"  
Rough Opening 31" X 40 1/2"  
Top Sash  
Stone White Exterior  
White Interior  
IG  
Low E2 w/Argon  
Stainless Perimeter and Spacer Bar  
7/8" SDL - With Spacer Bar - Stainless  
Rectangular - Special Cut 4W2H  
Stone White Ext - White Int  
Bottom Sash  
Stone White Exterior  
White Interior  
IG - 1 Lite  
Low E2 w/Argon  
Stainless Perimeter Bar  
White Weather Strip Package  
1 White Sash Lock  
Exterior Aluminum Screen  
Stone White Surround  
Bright View Mesh

Unit: A2  
Elevate Double Hung  
Basic Frame 30" X 40"  
Rough Opening 31" X 40 1/2"  
Top Sash  
Stone White Exterior  
White Interior  
IG  
Low E2 w/Argon  
Stainless Perimeter and Spacer Bar  
7/8" SDL - With Spacer Bar - Stainless  
Rectangular - Special Cut 4W2H  
Stone White Ext - White Int  
Bottom Sash  
Stone White Exterior  
White Interior  
IG - 1 Lite  
Low E2 w/Argon  
Stainless Perimeter Bar

White Weather Strip Package  
1 White Sash Lock  
Exterior Aluminum Screen  
Stone White Surround  
Bright View Mesh  
4 9/16" Jambs  
Casing All Sides  
Stone White BMC  
\*\*\*Exterior Casing Ship Loose  
Nailing Fin  
\*\*\*Note: Divided lite cut alignment may not be accurately represented in the OMS drawing. Please consult your local representative for exact specifications.  
\*\*\*Note: Unit Availability and Price is Subject to Change

Line #8	Mark Unit:	Net Price:		1,082.09
Qty: 1		Ext. Net Price:	USD	1,082.09

MARVIN



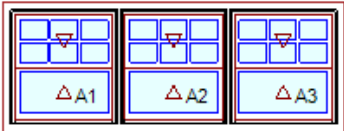
As Viewed From The Exterior

Entered As: FS  
Egress Information  
Width: 28 7/8" Height: 17 19/32"  
Net Clear Opening: 3.53 SqFt

Stone White Exterior  
White Interior  
Elevate Double Hung  
Frame Size 32" X 45"  
Rough Opening 33" X 45 1/2"  
Top Sash  
Stone White Exterior  
White Interior  
IG  
Low E2 w/Argon  
Stainless Perimeter and Spacer Bar  
7/8" SDL - With Spacer Bar - Stainless  
Rectangular - Special Cut 4W2H  
Stone White Ext - White Int  
Divided Lite Options are inconsistent across the panels of this unit. Ensure the correct Divided Lite Types have been selected.  
Bottom Sash  
Stone White Exterior  
White Interior  
IG - 1 Lite  
Low E2 w/Argon  
Stainless Perimeter Bar  
White Weather Strip Package  
1 White Sash Lock  
Exterior Aluminum Screen  
Stone White Surround  
Bright View Mesh  
4 9/16" Jambs  
Casing All Sides  
Stone White BMC  
\*\*\*Exterior Casing Ship Loose  
Nailing Fin  
\*\*\*Note: Divided lite cut alignment may not be accurately represented in the OMS drawing. Please consult your local representative for exact specifications.  
\*\*\*Note: Unit Availability and Price is Subject to Change

Line #9	Mark Unit:	Net Price:		2,609.13
Qty: 1		Ext. Net Price:	USD	2,609.13

MARVIN



As Viewed From The Exterior

Entered As: FS  
Egress Information A1, A2, A3

Feature Mismatch: Divided Lite Options  
Stone White Exterior  
White Interior  
3W1H - Rectangle Assembly  
Assembly Frame Size  
87" X 30"  
Assembly Rough Opening  
88" X 30 1/2"  
Unit: A1  
Elevate Double Hung

Width: 25 7/8" Height: 10 3/32"  
Net Clear Opening: 1.81 SqFt

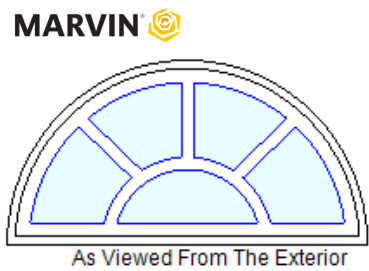
Basic Frame 29" X 30"  
Rough Opening 30" X 30 1/2"  
Top Sash  
Stone White Exterior  
White Interior  
IG  
Low E2 w/Argon  
Stainless Perimeter and Spacer Bar  
7/8" SDL - With Spacer Bar - Stainless  
Rectangular - Special Cut 3W2H  
Stone White Ext - White Int  
Bottom Sash  
Stone White Exterior  
White Interior  
IG - 1 Lite  
Low E2 w/Argon  
Stainless Perimeter Bar  
White Weather Strip Package  
1 White Sash Lock  
Exterior Aluminum Screen  
Stone White Surround  
Bright View Mesh

Unit: A2  
Elevate Double Hung  
Basic Frame 29" X 30"  
Rough Opening 30" X 30 1/2"  
Top Sash  
Stone White Exterior  
White Interior  
IG  
Low E2 w/Argon  
Stainless Perimeter and Spacer Bar  
7/8" SDL - With Spacer Bar - Stainless  
Rectangular - Special Cut 3W2H  
Stone White Ext - White Int  
Bottom Sash  
Stone White Exterior  
White Interior  
IG - 1 Lite  
Low E2 w/Argon  
Stainless Perimeter Bar  
White Weather Strip Package  
1 White Sash Lock  
Exterior Aluminum Screen  
Stone White Surround  
Bright View Mesh

Unit: A3  
Elevate Double Hung  
Basic Frame 29" X 30"  
Rough Opening 30" X 30 1/2"  
Top Sash  
Stone White Exterior  
White Interior  
IG  
Low E2 w/Argon  
Stainless Perimeter and Spacer Bar  
7/8" SDL - With Spacer Bar - Stainless  
Rectangular - Special Cut 3W2H  
Stone White Ext - White Int  
Bottom Sash  
Stone White Exterior  
White Interior  
IG - 1 Lite  
Low E2 w/Argon  
Stainless Perimeter Bar  
White Weather Strip Package  
1 White Sash Lock  
Exterior Aluminum Screen  
Stone White Surround  
Bright View Mesh

4 9/16" Jambs  
Casing All Sides  
Stone White BMC  
\*\*\*Exterior Casing Ship Loose  
Nailing Fin  
\*\*\*Note: Divided lite cut alignment may not be accurately represented in the OMS drawing. Please consult your local representative for exact specifications.  
\*\*\*Note: Unit Availability and Price is Subject to Change

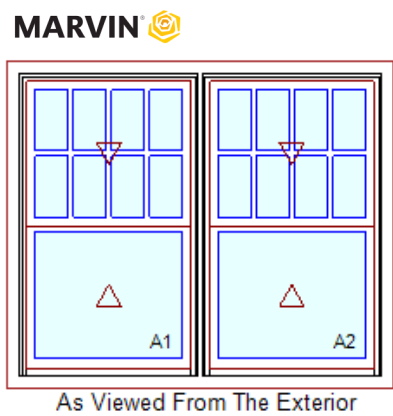
Line #10	Mark Unit:	Net Price:		2,534.25
Qty: 1		Ext. Net Price:	USD	2,534.25



Entered As: FS  
Egress Information  
No Egress Information available.

Stone White Clad Exterior  
Painted Interior Finish - White - Pine Interior  
Ultimate Direct Glaze Round Top - RT1  
Frame Size 26" X 13"  
Rough Opening 27" X 13 1/2"  
IG  
Low E2 w/Argon  
Black Perimeter and Spacer Bar  
7/8" SDL - With Spacer Bar - Black  
Sunburst  
5 Radius Lites  
Stone White Clad Ext - Painted Interior Finish - White - Pine Int  
4 9/16" Jambs  
Nailing Fin  
\*\*\*Note: The minimum hub width is 12". This may affect the availability or appearance of this unit. Please contact your Marvin Representative for assistance.  
\*\*\*Note: Divided lite cut alignment may not be accurately represented in the OMS drawing. Please consult your local representative for exact specifications.  
\*\*\*Note: Unit Availability and Price is Subject to Change

Line #11	Mark Unit:	Net Price:		2,454.73
Qty: 1		Ext. Net Price:	USD	2,454.73



Entered As: FS  
Egress Information A1, A2  
Width: 26 7/8" Height: 19 19/32"  
Net Clear Opening: 3.66 SqFt

Feature Mismatch: Divided Lite Options  
Stone White Exterior  
White Interior  
2W1H - Rectangle Assembly  
Assembly Frame Size  
60" X 49"  
Assembly Rough Opening  
61" X 49 1/2"  
  
Unit: A1  
Elevate Double Hung  
Basic Frame 30" X 49"  
Rough Opening 31" X 49 1/2"  
Glass Add For All Sash  
Top Sash  
Stone White Exterior  
White Interior  
IG  
Tempered Low E2 w/Argon  
Stainless Perimeter and Spacer Bar  
7/8" SDL - With Spacer Bar - Stainless  
Rectangular - Special Cut 4W2H  
Stone White Ext - White Int  
Bottom Sash  
Stone White Exterior  
White Interior  
IG - 1 Lite  
Tempered Low E2 w/Argon  
Stainless Perimeter Bar  
White Weather Strip Package  
1 White Sash Lock

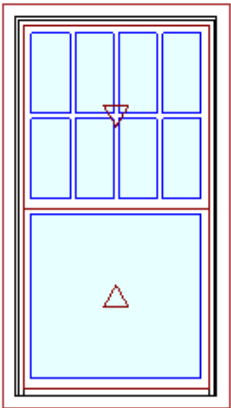


Exterior Aluminum Screen  
Stone White Surround  
Bright View Mesh

Unit: A2  
Elevate Double Hung  
Basic Frame 30" X 49"  
Rough Opening 31" X 49 1/2"  
Glass Add For All Sash  
Top Sash  
Stone White Exterior  
White Interior  
IG  
Tempered Low E2 w/Argon  
Stainless Perimeter and Spacer Bar  
7/8" SDL - With Spacer Bar - Stainless  
Rectangular - Special Cut 4W2H  
Stone White Ext - White Int  
Bottom Sash  
Stone White Exterior  
White Interior  
IG - 1 Lite  
Tempered Low E2 w/Argon  
Stainless Perimeter Bar  
White Weather Strip Package  
1 White Sash Lock  
Exterior Aluminum Screen  
Stone White Surround  
Bright View Mesh  
4 9/16" Jambs  
Casing All Sides  
Stone White BMC  
\*\*\*Exterior Casing Ship Loose  
Nailing Fin  
\*\*\*Note: Divided lite cut alignment may not be accurately represented in the  
OMS drawing. Please consult your local representative for exact specifications.  
\*\*\*Note: Unit Availability and Price is Subject to Change

Line #12	Mark Unit:	Net Price:		1,414.16
Qty: 3		Ext. Net Price:	USD	4,242.48

MARVIN 



As Viewed From The Exterior

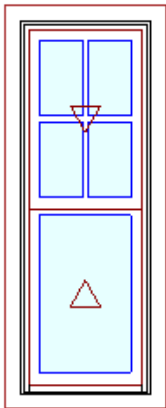
Entered As: FS  
Egress Information  
Width: 29 7/8" Height: 25 3/32"  
Net Clear Opening: 5.21 SqFt

Stone White Exterior  
White Interior  
Elevate Double Hung  
Frame Size 33" X 60"  
Rough Opening 34" X 60 1/2"  
Glass Add For All Sash  
Top Sash  
Stone White Exterior  
White Interior  
IG  
Tempered Low E2 w/Argon  
Stainless Perimeter and Spacer Bar  
7/8" SDL - With Spacer Bar - Stainless  
Rectangular - Special Cut 4W2H  
Stone White Ext - White Int  
**Divided Lite Options are inconsistent across the panels of this unit. Ensure  
the correct Divided Lite Types have been selected.**  
Bottom Sash  
Stone White Exterior  
White Interior  
IG - 1 Lite  
Tempered Low E2 w/Argon  
Stainless Perimeter Bar  
White Weather Strip Package  
1 White Sash Lock  
Exterior Aluminum Screen  
Stone White Surround  
Bright View Mesh

4 9/16" Jambs  
Casing All Sides  
Stone White BMC  
\*\*\*Exterior Casing Ship Loose  
Nailing Fin  
\*\*\*Note: Divided lite cut alignment may not be accurately represented in the  
OMS drawing. Please consult your local representative for exact specifications.  
\*\*\*Note: Unit Availability and Price is Subject to Change

Line #13	Mark Unit:	Net Price:		908.07
Qty: 1		Ext. Net Price:	USD	908.07

MARVIN 



As Viewed From The Exterior

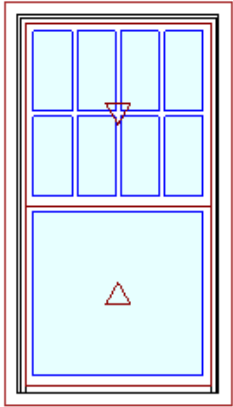
Entered As: FS  
Egress Information  
Width: 14 7/8" Height: 19 19/32"  
Net Clear Opening: 2.02 SqFt

Stone White Exterior  
White Interior  
Elevate Double Hung  
Frame Size 18" X 49"  
Rough Opening 19" X 49 1/2"  
Top Sash  
Stone White Exterior  
White Interior  
IG  
Low E2 w/Argon  
Stainless Perimeter and Spacer Bar  
7/8" SDL - With Spacer Bar - Stainless  
Rectangular - Special Cut 2W2H  
Stone White Ext - White Int  
**Divided Lite Options are inconsistent across the panels of this unit. Ensure  
the correct Divided Lite Types have been selected.**  
Bottom Sash  
Stone White Exterior  
White Interior  
IG - 1 Lite  
Low E2 w/Argon  
Stainless Perimeter Bar  
White Weather Strip Package  
1 White Sash Lock  
Exterior Aluminum Screen  
Stone White Surround  
Bright View Mesh  
4 9/16" Jambs  
Casing All Sides  
Stone White BMC  
\*\*\*Exterior Casing Ship Loose  
Nailing Fin  
\*\*\*Note: Divided lite cut alignment may not be accurately represented in the  
OMS drawing. Please consult your local representative for exact specifications.  
\*\*\*Note: Unit Availability and Price is Subject to Change

Line #14	Mark Unit:	Net Price:		1,205.90
Qty: 6		Ext. Net Price:	USD	7,235.40

MARVIN 

Stone White Exterior  
White Interior  
Elevate Double Hung  
Frame Size 33" X 60"  
Rough Opening 34" X 60 1/2"  
Top Sash  
Stone White Exterior  
White Interior  
IG  
Low E2 w/Argon  
Stainless Perimeter and Spacer Bar  
7/8" SDL - With Spacer Bar - Stainless  
Rectangular - Special Cut 4W2H  
Stone White Ext - White Int  
**Divided Lite Options are inconsistent across the panels of this unit. Ensure  
the correct Divided Lite Types have been selected.**



As Viewed From The Exterior

Entered As: FS

**Egress Information**

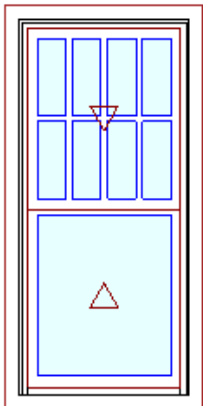
Width: 29 7/8" Height: 25 3/32"  
Net Clear Opening: 5.21 SqFt

Bottom Sash  
Stone White Exterior  
White Interior  
IG - 1 Lite  
Low E2 w/Argon  
Stainless Perimeter Bar  
White Weather Strip Package  
1 White Sash Lock  
Exterior Aluminum Screen  
Stone White Surround  
Bright View Mesh  
4 9/16" Jambs  
Casing All Sides  
Stone White BMC  
\*\*\*Exterior Casing Ship Loose  
Nailing Fin

\*\*\*Note: Divided lite cut alignment may not be accurately represented in the OMS drawing. Please consult your local representative for exact specifications.

\*\*\*Note: Unit Availability and Price is Subject to Change

Line #15	Mark Unit:	Net Price:		1,206.62
Qty: 3		Ext. Net Price:	USD	3,619.86



As Viewed From The Exterior

Entered As: FS

**Egress Information**

Width: 21 7/8" Height: 21 19/32"  
Net Clear Opening: 3.28 SqFt

Stone White Exterior  
White Interior  
Elevate Double Hung  
Frame Size 25" X 53"  
Rough Opening 26" X 53 1/2"  
Glass Add For All Sash  
Top Sash  
Stone White Exterior  
White Interior  
IG  
Tempered Low E2 w/Argon  
Stainless Perimeter and Spacer Bar  
7/8" SDL - With Spacer Bar - Stainless  
Rectangular - Special Cut 4W2H  
Stone White Ext - White Int

**Divided Lite Options are inconsistent across the panels of this unit. Ensure the correct Divided Lite Types have been selected.**

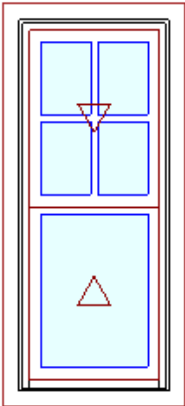
Bottom Sash  
Stone White Exterior  
White Interior  
IG - 1 Lite  
Tempered Low E2 w/Argon  
Stainless Perimeter Bar  
White Weather Strip Package  
1 White Sash Lock  
Exterior Aluminum Screen  
Stone White Surround  
Bright View Mesh  
4 9/16" Jambs  
Casing All Sides  
Stone White BMC  
\*\*\*Exterior Casing Ship Loose  
Nailing Fin

\*\*\*Note: Divided lite cut alignment may not be accurately represented in the OMS drawing. Please consult your local representative for exact specifications.

\*\*\*Note: Unit Availability and Price is Subject to Change

Line #16	Mark Unit:	Net Price:		890.58
Qty: 1		Ext. Net Price:	USD	890.58

Stone White Exterior

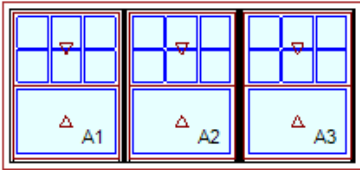


As Viewed From The Exterior

Entered As: FS  
Egress Information  
Width: 15 7/8" Height: 17 19/32"  
Net Clear Opening: 1.94 SqFt

White Interior  
Elevate Double Hung  
Frame Size 19" X 45"  
Rough Opening 20" X 45 1/2"  
Top Sash  
Stone White Exterior  
White Interior  
IG  
Low E2 w/Argon  
Stainless Perimeter and Spacer Bar  
7/8" SDL - With Spacer Bar - Stainless  
Rectangular - Special Cut 2W2H  
Stone White Ext - White Int  
**Divided Lite Options are inconsistent across the panels of this unit. Ensure the correct Divided Lite Types have been selected.**  
Bottom Sash  
Stone White Exterior  
White Interior  
IG - 1 Lite  
Low E2 w/Argon  
Stainless Perimeter Bar  
White Weather Strip Package  
1 White Sash Lock  
Exterior Aluminum Screen  
Stone White Surround  
Bright View Mesh  
4 9/16" Jambs  
Casing All Sides  
Stone White BMC  
\*\*\*Exterior Casing Ship Loose  
Nailing Fin  
\*\*\*Note: Divided lite cut alignment may not be accurately represented in the OMS drawing. Please consult your local representative for exact specifications.  
**\*\*\*Note: Unit Availability and Price is Subject to Change**

Line #17	Mark Unit:	Net Price:		3,160.36
Qty: 1		Ext. Net Price:	USD	3,160.36



As Viewed From The Exterior

Entered As: FS  
Egress Information A1, A2, A3  
Width: 34 13/64" Height: 19 19/32"  
Net Clear Opening: 4.65 SqFt

**Feature Mismatch: Divided Lite Options**  
Stone White Exterior  
White Interior  
3W1H - Rectangle Assembly  
Assembly Frame Size  
112" X 49"  
Assembly Rough Opening  
113" X 49 1/2"  
Unit: A1  
Elevate Double Hung  
Basic Frame 37 21/64" X 49"  
Rough Opening 38 21/64" X 49 1/2"  
Top Sash  
Stone White Exterior  
White Interior  
IG  
Low E2 w/Argon  
Stainless Perimeter and Spacer Bar  
7/8" SDL - With Spacer Bar - Stainless  
Rectangular - Special Cut 3W2H  
Stone White Ext - White Int  
Bottom Sash  
Stone White Exterior  
White Interior  
IG - 1 Lite  
Low E2 w/Argon  
Stainless Perimeter Bar  
White Weather Strip Package  
1 White Sash Lock  
Exterior Aluminum Screen  
Stone White Surround


Bright View Mesh

Unit: A2  
Elevate Double Hung  
Basic Frame 37 21/64" X 49"  
Rough Opening 38 21/64" X 49 1/2"  
Top Sash  
Stone White Exterior  
White Interior  
IG  
Low E2 w/Argon  
Stainless Perimeter and Spacer Bar  
7/8" SDL - With Spacer Bar - Stainless  
Rectangular - Special Cut 3W2H  
Stone White Ext - White Int  
Bottom Sash  
Stone White Exterior  
White Interior  
IG - 1 Lite  
Low E2 w/Argon  
Stainless Perimeter Bar  
White Weather Strip Package  
1 White Sash Lock  
Exterior Aluminum Screen  
Stone White Surround  
Bright View Mesh

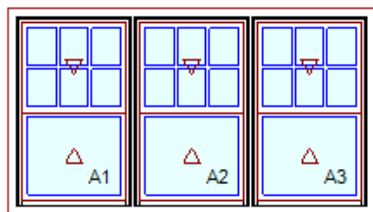
Unit: A3  
Elevate Double Hung  
Basic Frame 37 21/64" X 49"  
Rough Opening 38 21/64" X 49 1/2"  
Top Sash  
Stone White Exterior  
White Interior  
IG  
Low E2 w/Argon  
Stainless Perimeter and Spacer Bar  
7/8" SDL - With Spacer Bar - Stainless  
Rectangular - Special Cut 3W2H  
Stone White Ext - White Int  
Bottom Sash  
Stone White Exterior  
White Interior  
IG - 1 Lite  
Low E2 w/Argon  
Stainless Perimeter Bar  
White Weather Strip Package  
1 White Sash Lock  
Exterior Aluminum Screen  
Stone White Surround  
Bright View Mesh

4 9/16" Jambs  
Casing All Sides  
Stone White BMC  
\*\*\*Exterior Casing Ship Loose  
Nailing Fin  
\*\*\*Note: Divided lite cut alignment may not be accurately represented in the OMS drawing. Please consult your local representative for exact specifications.  
\*\*\*Note: Unit Availability and Price is Subject to Change

Line #18	Mark Unit:	Net Price:		2,812.29
Qty: 2		Ext. Net Price:	USD	5,624.58

MARVIN

Feature Mismatch: Divided Lite Options  
Stone White Exterior  
White Interior  
3W1H - Rectangle Assembly  
Assembly Frame Size  
85" X 45"



As Viewed From The Exterior

Entered As: FS

Egress Information A1, A2, A3

Width: 25 13/64" Height: 17 19/32"

Net Clear Opening: 3.08 SqFt

Assembly Rough Opening  
86" X 45 1/2"

Unit: A1

Elevate Double Hung  
Basic Frame 28 21/64" X 45"  
Rough Opening 29 21/64" X 45 1/2"  
Top Sash  
Stone White Exterior  
White Interior  
IG  
Low E2 w/Argon  
Stainless Perimeter and Spacer Bar  
7/8" SDL - With Spacer Bar - Stainless  
Rectangular - Special Cut 3W2H  
Stone White Ext - White Int  
Bottom Sash  
Stone White Exterior  
White Interior  
IG - 1 Lite  
Low E2 w/Argon  
Stainless Perimeter Bar  
White Weather Strip Package  
1 White Sash Lock  
Exterior Aluminum Screen  
Stone White Surround  
Bright View Mesh

Unit: A2

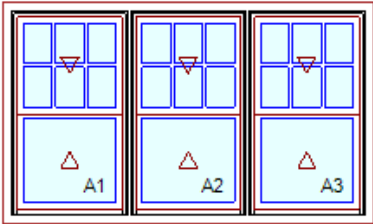
Elevate Double Hung  
Basic Frame 28 21/64" X 45"  
Rough Opening 29 21/64" X 45 1/2"  
Top Sash  
Stone White Exterior  
White Interior  
IG  
Low E2 w/Argon  
Stainless Perimeter and Spacer Bar  
7/8" SDL - With Spacer Bar - Stainless  
Rectangular - Special Cut 3W2H  
Stone White Ext - White Int  
Bottom Sash  
Stone White Exterior  
White Interior  
IG - 1 Lite  
Low E2 w/Argon  
Stainless Perimeter Bar  
White Weather Strip Package  
1 White Sash Lock  
Exterior Aluminum Screen  
Stone White Surround  
Bright View Mesh

Unit: A3

Elevate Double Hung  
Basic Frame 28 21/64" X 45"  
Rough Opening 29 21/64" X 45 1/2"  
Top Sash  
Stone White Exterior  
White Interior  
IG  
Low E2 w/Argon  
Stainless Perimeter and Spacer Bar  
7/8" SDL - With Spacer Bar - Stainless  
Rectangular - Special Cut 3W2H  
Stone White Ext - White Int  
Bottom Sash  
Stone White Exterior  
White Interior  
IG - 1 Lite  
Low E2 w/Argon  
Stainless Perimeter Bar

White Weather Strip Package  
1 White Sash Lock  
Exterior Aluminum Screen  
Stone White Surround  
Bright View Mesh  
4 9/16" Jamb  
Casing All Sides  
Stone White BMC  
\*\*\*Exterior Casing Ship Loose  
Nailing Fin  
\*\*\*Note: Divided lite cut alignment may not be accurately represented in the  
OMS drawing. Please consult your local representative for exact specifications.  
\*\*\*Note: Unit Availability and Price is Subject to Change

Line #19	Mark Unit:	Net Price:		2,803.55
Qty: 2		Ext. Net Price:	USD	5,607.10



As Viewed From The Exterior

Entered As: FS  
Egress Information A1, A2, A3  
Width: 23 17/32" Height: 17 19/32"  
Net Clear Opening: 2.88 SqFt

Feature Mismatch: Divided Lite Options

Stone White Exterior  
White Interior  
3W1H - Rectangle Assembly  
Assembly Frame Size  
80" X 45"  
Assembly Rough Opening  
81" X 45 1/2"

Unit: A1  
Elevate Double Hung  
Basic Frame 26 43/64" X 45"  
Rough Opening 27 43/64" X 45 1/2"  
Top Sash  
Stone White Exterior  
White Interior  
IG  
Low E2 w/Argon  
Stainless Perimeter and Spacer Bar  
7/8" SDL - With Spacer Bar - Stainless  
Rectangular - Special Cut 3W2H  
Stone White Ext - White Int  
Bottom Sash  
Stone White Exterior  
White Interior  
IG - 1 Lite  
Low E2 w/Argon  
Stainless Perimeter Bar  
White Weather Strip Package  
1 White Sash Lock  
Exterior Aluminum Screen  
Stone White Surround  
Bright View Mesh

Unit: A2  
Elevate Double Hung  
Basic Frame 26 43/64" X 45"  
Rough Opening 27 43/64" X 45 1/2"  
Top Sash  
Stone White Exterior  
White Interior  
IG  
Low E2 w/Argon  
Stainless Perimeter and Spacer Bar  
7/8" SDL - With Spacer Bar - Stainless  
Rectangular - Special Cut 3W2H  
Stone White Ext - White Int  
Bottom Sash  
Stone White Exterior  
White Interior  
IG - 1 Lite  
Low E2 w/Argon

Stainless Perimeter Bar  
White Weather Strip Package  
1 White Sash Lock  
Exterior Aluminum Screen  
Stone White Surround  
Bright View Mesh

Unit: A3  
Elevate Double Hung  
Basic Frame 26 43/64" X 45"  
Rough Opening 27 43/64" X 45 1/2"  
Top Sash  
Stone White Exterior  
White Interior  
IG  
Low E2 w/Argon  
Stainless Perimeter and Spacer Bar  
7/8" SDL - With Spacer Bar - Stainless  
Rectangular - Special Cut 3W2H  
Stone White Ext - White Int  
Bottom Sash  
Stone White Exterior  
White Interior  
IG - 1 Lite  
Low E2 w/Argon  
Stainless Perimeter Bar  
White Weather Strip Package  
1 White Sash Lock  
Exterior Aluminum Screen  
Stone White Surround  
Bright View Mesh  
4 9/16" Jambs  
Casing All Sides  
Stone White BMC  
\*\*\*Exterior Casing Ship Loose  
Nailing Fin  
\*\*\*Note: Divided lite cut alignment may not be accurately represented in the  
OMS drawing. Please consult your local representative for exact specifications.  
\*\*\*Note: Unit Availability and Price is Subject to Change

Line #20	Mark Unit: Labor	Net Price:		33,965.00
Qty: 1		Ext. Net Price:	USD	33,965.00

Labor      Install Includes Removal and Haul Away of Old Units, New Interior Primed Casing, Solar Seal #900 Caulk, OSI Spray Foam Insulation, 5 Year Product Labor Warranty, Lifetime Craftsmanship Warranty.

Project Subtotal Net Price: USD	66,933.04
Non-Taxable Labor: USD	33,965.00
6.000% Sales Tax: USD	4,015.98
Project Total Net Price: USD	104,914.02



## TERMS AND CONDITIONS

MARVIN DESIGN GALLERY PROPOSES TO FURNISH MATERIAL AND, WHEN APPLICABLE, LABOR IN ACCORDANCE WITH THE SPECIFICATIONS OUTLINED AND FOR THE AMOUNT INDICATED WITHIN. ALL PRODUCTS ARE CONSIDERED CUSTOM ORDER AND SPECIFIC TO YOUR PROJECT SPECIFICATIONS. MARVIN DESIGN GALLERY REQUIRES A MINIMUM DEPOSIT OF 75% OF THE TOTAL COST WITH THE REMAINING BALANCE DUE: 1) PRIOR TO PRODUCT DELIVERY OR 2) ON THE LAST DAY OF SUBSTANTIAL COMPLETION OF INSTALLATION IF AND ONLY IF MARVIN DESIGN GALLERY IS RESPONSIBLE FOR PRODUCT INSTALLATION.

RETURNS &/OR CHANGES: DUE TO THE CUSTOM NATURE OF THIS BUSINESS, EACH INDIVIDUAL SALE IS UNIQUE TO YOUR PROJECT SPECIFICATIONS. THE RETURN OF ANY MERCHANDISE IS PROHIBITED. CHANGES WILL BE ACCEPTED ONLY IF THE PRODUCT MANUFACTURER WILL ALLOW. IN THE EVENT A CHANGE IS ALLOWED, A CHANGE ORDER FEE MAY BE INCURRED. ANY COST ASSOCIATED WITH A CHANGE ORDER WILL BE THE RESPONSIBILITY OF THE PURCHASER. ALL CHANGE ORDER REQUESTS MUST BE IN WRITING AND SIGNED BY PURCHASER. WHERE SUCH ADDITIONAL WORK IS ADDED TO THIS CONTRACT, IT IS AGREED THAT THE TOTAL PRICE OF THIS CONTRACT SHALL BE INCREASED BY THE PRICE OF THE ADDITIONAL WORK AND THAT ALL TERMS AND CONDITIONS OF THIS CONTRACT SHALL APPLY EQUALLY TO SUCH ADDITIONAL WORK.

EXCEPT AS PROVIDED HEREIN, MARVIN DESIGN GALLERY MAKES NO OTHER WARRANTY OF ANY KIND WHATSOEVER, EXPRESS OR IMPLIED, AND ALL IMPLIED WARRANTIES OF MERCHANTABILITY AND FITNESS FOR A PARTICULAR PURPOSE WHICH EXCEED THE FOREGOING ARE HEREBY DISCLAIMED BY MARVIN DESIGN GALLERY AND EXCLUDED FROM THIS CONTRACT. CUSTOMER ACKNOWLEDGES THAT MARVIN DESIGN GALLERY IN ITS SOLE RESPONSIBILITY HEREUNDER, SHALL BE TO PROVIDE REPLACEMENT MATERIAL/ITEM FOR ANY MATERIAL/ITEM THAT IS DEFECTIVE. SELLER SHALL HAVE NO RESPONSIBILITY FOR ANY INCIDENTAL OR CONSEQUENTIAL DAMAGES RESULTING FROM THE SALE OF MATERIAL OR FOR LOSSES INCURRED BY ACTS OF GOD, STRIKES, OR OCCURRENCES BEYOND THE CONTROL OF MARVIN DESIGN GALLERY.

MARVIN DESIGN GALLERY SHALL NOT BE LIABLE FOR DELAYS IN PERFORMANCE RESULTING FROM WEATHER CONDITIONS, STRIKES, LOCK-OUTS, MATERIAL OR LABOR SHORTAGES, MANUFACTURING DELAYS, FIRES, CHANGE ORDERS REQUESTED BY PURCHASER, FAILURE OF PURCHASER TO PROMPTLY PAY FOR ANY WORK OR EXTRA WORK AS AUTHORIZED OR OTHER CAUSES BEYOND THE CONTROL OF MARVIN DESIGN GALLERY. ALL DELIVERY DATES AND SUGGESTED INSTALLATION DATES ARE APPROXIMATE AND CANNOT BE GUARANTEED.

MARVIN DESIGN GALLERY AGREES TO COMPLETE THE WORK IN A WORKMANLIKE MANNER. HOWEVER MARVIN DESIGN GALLERY IS NOT RESPONSIBLE FOR FAILURES OR DEFECTS THAT RESULT FROM WORK DONE BY OTHERS PRIOR TO, AT THE TIME OF, OR SUBSEQUENT TO WORK DONE UNDER THIS AGREEMENT. MARVIN DESIGN GALLERY IS NOT RESPONSIBLE FOR ANY PREPARATION WORK. ALL PREPARATION WORK TO BE PERFORMED BY OTHERS.

UNLESS OTHERWISE NOTED IN THE AGREEMENT, THE PRICE QUOTED DOES NOT INCLUDE FILLING NAIL HOLES, PAINTING, STAINING OR PERMITS. IF PLASTER WALLS DEVELOP SMALL CRACKS, MARVIN DESIGN GALLERY WILL BE HELD HARMLESS. AT ITS SOLE DISCRETION, MARVIN DESIGN GALLERY MAY SPACKLE, BUT NOT PAINT. MARVIN DESIGN GALLERY WILL PERFORM SIMPLE DISCONNECTION OF ALARM SYSTEMS WHERE POSSIBLE. PURCHASER IS RESPONSIBLE FOR HAVING SECURITY COMPANY RE-CONNECT THE ALARM SYSTEM AFTER COMPLETION OF WORK. IT IS MUTUALLY AGREED THAT THIS CONTRACT CONTAINS THE ENTIRE AGREEMENT BETWEEN THE PARTIES HERETO, THAT NO AGENT, REPRESENTATIVE, SALESMAN, OR OFFICER OF THE PARTIES HERETO HAS AUTHORITY TO MAKE OR HAD MADE ANY STATEMENT, REPRESENTATION OR AGREEMENT, ORAL OR WRITTEN, IN CONNECTION HEREWITH THAT MODIFIES, ADDS TO OR CHANGES THE TERMS OF THIS CONTRACT.

IN THE EVENT PURCHASER IS IN DEFAULT IN ANY OF THE TERMS OF THIS CONTRACT, MARVIN DESIGN GALLERY MAY, IN

ADDITION TO ANY OTHER REMEDIES PROVIDED BY LAW, ENFORCE THE TERMS OF THIS CONTRACT AND SHOULD COLLECTION OF ANY SUM DUE ON THIS CONTRACT BE REQUIRED, PURCHASER AGREES TO PAY TO MARVIN DESIGN GALLERY ALL OF ITS COSTS, INCLUDING ACTUAL ATTORNEY FEES AND INTEREST AT THE RATE OF TWO PERCENT (2%) PER MONTH OR AT THE HIGHEST RATE PERMITTED BY LAW, FROM THE DATE PAYMENT WAS DUE UNTIL COLLECTED IN FULL BY MARVIN DESIGN GALLERY.

MARVIN DESIGN GALLERY SHALL BE CONSIDERED TO HAVE COMPLETELY AND SATISFACTORILY PERFORMED UNDER THIS AGREEMENT, AND SHALL BE ENTITLED TO IMMEDIATE, FULL AND FINAL PAYMENT FROM PURCHASER, UNLESS, WITHIN FIVE (5) DAYS AFTER PURCHASER HAS RECEIVED PRODUCT OR SUBSTANTIAL INSTALLATION IS COMPLETE, PURCHASER NOTIFIES, IN WRITING, MARVIN DESIGN GALLERY AT THE ADDRESS LISTED BELOW, THAT PURCHASER DISPUTES THE WORK HAS BEEN COMPLETELY AND / OR SATISFACTORILY PERFORMED. IN THE EVENT THE PURCHASER CLAIMS ANY WARRANTY AND/OR WORKMANSHIP DEFECTS, PURCHASER MAY RETAIN UP TO 5% OF THE REMAINING BALANCE DUE ON THE CONTRACT (NOT TO EXCEED \$500) UNTIL CORRECTIONS HAVE BEEN MADE.

\*\* 2.0% Credit Card Convenience Fee will be applied to all credit card transactions. Please initial: \_\_\_\_\_

I/WE HAVE READ AND UNDERSTAND THE FOREGOING TERMS AND CONDITIONS OF THIS CONTRACT AND AGREE TO ABIDE BY THEM. MARVIN DESIGN GALLERY IS AUTHORIZED TO ORDER THE PRODUCTS IDENTIFIED HEREIN.

CUSTOMER SIGNATURE (PURCHASER) : \_\_\_\_\_ DATE: \_\_\_\_\_

2350 FRANKLIN RD. STE. 115 – BLOOMFIELD HILLS, MI 48302 PH: 248-333-9085 FAX: 248-333-9095  
[www.WindowAndDoorCenter.com](http://www.WindowAndDoorCenter.com)











































