



HISTORIC DISTRICT COMMISSION APPLICATION FOR WORK APPROVAL

City of Detroit - Planning & Development Department
2 Woodward Avenue, Suite 808
Detroit, Michigan 48226

APPLICATION ID

HDC2025-00260

PROPERTY INFORMATION**ADDRESS(ES):** 14943 Greenview**HISTORIC DISTRICT:** Rosedale Park**SCOPE OF WORK: (Check ALL that apply)**

- | | | | | | |
|---|--|--|---|---|--------------------------------|
| <input checked="" type="checkbox"/> Windows/
Doors | <input checked="" type="checkbox"/> Walls/
Siding | <input checked="" type="checkbox"/> Painting | <input type="checkbox"/> Roof/Gutters/
Chimney | <input type="checkbox"/> Porch/Deck/Balcony | <input type="checkbox"/> Other |
| <input type="checkbox"/> Demolition | <input type="checkbox"/> Signage | <input type="checkbox"/> New
Building | <input type="checkbox"/> Addition | <input type="checkbox"/> Site Improvements
(landscape, trees, fences,
patios, etc.) | |

BRIEF PROJECT DESCRIPTION:

Garage Rebuild

APPLICANT IDENTIFICATION**TYPE OF APPLICANT:** Property Owner/Homeowner**NAME:** John Lucy**COMPANY NAME:** Josephine Lucy**ADDRESS:** 14943 Greenview**CITY:** Detroit**STATE:** MI**ZIP:** 48223**PHONE:** +1 (313) 575-0993**EMAIL:** johnlucy4691@gmail.com**I AGREE TO AND AFFIRM THE FOLLOWING:**

- ☒ I understand that the failure to upload all required documentation may result in extended review times for my project and/or a denied application.
- ☒ I understand that the review of this application by the Historic District Commission does not waive my responsibility to comply with any other applicable ordinances including obtaining appropriate permits (building, sign, etc.) or other department approvals prior to beginning the work.
- ☒ I hereby certify that I am the legal owner and occupant of the subject property and that the information on this application is true and correct.

Signed by:

John Lucy

Josephine Lucy

05/08/2025

SIGNATURE

14943 Greenview

+1 (313) 575-0993

DATE

Detroit

MI

48223

johnlucy4691@gmail.com

Questions? Contact us at hdc@detroitmi.gov or (313)224-1762



NOTE: Based on the scope of work, additional documentation may be required. See www.detroitmi.gov/hdc for scope-specific requirements.

PROJECT DETAILS – TELL US ABOUT YOUR PROJECT

Instructions: Add project details using the text box in each section. If your details exceed the space provided, attach the details via the attachment icon for that section.

ePLANS PERMIT NUMBER: (only applicable if you've already applied for permits through ePLANS)	N/A
---	-----

GENERAL

<p>1. DESCRIPTION OF EXISTING CONDITION <i>Please tell us about the current appearance and conditions of the areas you want to change. You may use a few sentences or attach a separate prepared document on the right. (For example, "existing roof on my garage is covered in gray asphalt shingles in poor condition.")</i></p> <p>Empty previous garage burned down.</p>	
<p>2. PHOTOGRAPHS <i>Help us understand your project. Please attach photographs of all areas where work is proposed.</i></p>	
<p>3. DESCRIPTION OF PROJECT <i>In this box, tell us about what you want to do at the areas described above in box #1. (For example, Install new asphalt shingle roofing at garage.)</i></p> <p>Install new wood, windows, siding and paint to new garage</p>	
<p>4. DETAILED SCOPE OF WORK <i>In this box, please describe all steps necessary to complete the work described in box #3. (For example, "remove existing shingles, replace wood deck as necessary, replace wood eaves, install roof vents, replace rotted fascia boards, paint, clean worksite.")</i></p> <p>General:</p> <p>Reconstruct detached single-car garage at 14943 Greenview. Match existing footprint, height, roof pitch, siding, trim, and window/door placement. Preserve historic character in accordance with local preservation guidelines. Foundation:</p>	
<p>5. BROCHURES/CUT SHEETS <i>Please provide information on the products or materials you are proposing to install. For example, a brochure on the brand and color of the shingles proposed.</i></p>	

ADDITIONAL DETAILS

<div><div>6. WINDOWS/DOORS</div><div>Detailed photographs of window(s) and/or door(s) proposed for replacement showing the condition of the interior and exterior of the window(s) and/or door(s)</div></div>	<div></div>





Exterior Moulding & Trim

PROJECT IDEAS & SPECIAL ORDER SOLUTIONS

Royal[®] Moulding and Trim

Rot Free[®] PVC Solution

 **ROYAL[®]** Building Products
A Westlake Company



About Royal Moulding & Trim 4

Project Ideas

Craftsman Trim 6

Exterior Casing 8

Garage Trim 9

Moisture Solutions.....10

Column & Post12

Corners & Skirt Boards14

Ceiling Trim15

Special Order Moulding & Trim

Window & Door Mouldings17

Trimplank.....18

Ceiling & Wall Mouldings.....18

Garage Door Mouldings.....19

Decorative Mouldings.....20

Royal Trimboard22

Installation Tips24

How to Order26





Smart ideas for smarter-looking homes.



Looking for affordable exterior project ideas that add to your home's value? Royal Moulding & Trim has the products and systems to transform your home into the envy of the neighborhood. Look for yourself—it's one of the wisest investments a homeowner can make!


- Durable & moisture resistant
- Easy to cut and ready to install
- Interior & exterior performance
- Low maintenance
- Paintable with 100% acrylic latex




**Keep it simple
and tailored.**

 A	 B
Trimplank 1x6 209621	Trimplank 1x4 209620




 A	 C
Trimplank 1x6 209621	Shingle Mould 209633



Distinguish at the front door.












Protect and Showcase.

		
Brick Mould 98458	Jamb 98013	Thermo Stop 73717






Embrace design
and resist
moisture



		
Trimplank 1x6 209621	Trimplank 1x4 209620	Scotia Cove 310622
		
Trimplank 1x2 113010	Beaded Planking 80337	Quarter Round 209628

		
Quarter Round 209628	Colonial Casing 310629	Exterior Base 310628






Wrap in
curb appeal.

N 	O 	P 
Base Cap 209629	Rams Crown 443056	Trimboard 1X8 182938




A 	P 
Trimplank 1x6 209621	Trimboard 1X8 182938



Making it cutting edge.

Q 	B 	P 
Drip Cap 113014	Trimboard 1X4 209620	Trimboard 1X8 182938

Accentuate the details.

J 	R 
Beaded Planking 2352	Bed Mould 2598
B 	
Trimplank 1x4 7318	



Need a special order?

We stock a wide variety of exterior PVC mouldings. Plus we have additional exterior PVC mouldings available through special order.









This brochure provides details on all we have to offer. If you can't find the moulding you need, ask an associate for help. We want to get the right moulding for your project.





Ordering Is Simple.




- Step-by-step instructions are on page 26
- An order form is included on page 26
- Complete the form and give it to an associate in the building materials department
- Remember to get the delivery date when your product arrives in-store


















We deliver
Entregamos a domicilio











Window & Door Moulding	
	
3/0 Brick Mould Kit Profile: 7526 Kit Dimensions: 1-1/4-in x 2-in Kit Contains: 2 pc. 7-ft and 1 pc. 3-ft	Brick Mould Profile: 7526 Dimensions: 1-1/4-in x 2-in Length: 8-ft, 10-ft, 17-ft
	
Florida Brick Mould Profile: 7252 Dimensions: 11/16-in x 1-5/8-in Lengths: 8-ft, 10-ft	Casing/Backband Profile: 2590 Dimensions: 1-13/16-in x 4-1/2-in Length: 8-ft, 12-ft
	
Exterior Door Frame Profile: 7181 Dimensions: 1-1/4-in x 4-9/16-in Length: 7-ft	Sill Profile: 7117 Dimensions: 1-1/4-in x 5-1/4-in Length: 7-ft
	
Sill Nose Profile: 7118 Dimensions: 1-5/16-in x 1-3/8-in Length: 7-ft	Drip Cap Profile: 2449 Dimensions: 11/16-in x 1-5/8-in Length: 8-ft, 12-ft

Trimplank	
	
Trimplank 1x2 Profile: 2150 Dimensions: 5/8-in x 1-1/2-in Lengths: 8-ft, 12-ft	Trimplank 1x4 Profile: 7318 Dimensions: 3/4-in x 3-1/2-in Lengths: 8-ft, 12-ft
	
Trimplank 1x6 Profile: 7311 Dimensions: 3/4-in x 5-1/2-in Length: 8-ft, 12-ft, 16-ft	Flat Utility Trim Profile: 2709 Dimensions: 5/16-in x 5-13/16-in Length: 8-ft, 12-ft

Ceiling & Wall Moulding	
	
Beaded Planking Profile: 7888 Dimensions: 1/2-in x 5-1/4-in Length: 12-ft	Exterior Planking Profile: 2352 Dimensions: 3/8-in x 5-15/32-in Lengths: 8-ft, 12-ft, 16-ft
	
Base Profile: 7527 Dimensions: 9/16-in x 3-1/4-in Length: 8-ft, 12-ft, 16-ft	

Garage Door Moulding	
	
Brick Mould Profile: 7526 Dimensions: 1-1/4-in x 2-in Length: 8-ft, 10-ft, 17-ft *White	Garage Door Stop Profile: 2149 Dimensions: 7/16-in x 2-in (plus 1-1/4-in flex) Lengths: 7-ft, 9-ft *White
	
Brick Mould Profile: 7526 Dimensions: 1-1/4-in x 2-in Length: 8-ft, 10-ft, 17-ft *Sandstone	Garage Door Stop Profile: 2149 Dimensions: 7/16-in x 2-in (plus 1-1/4-in flex) Lengths: 7-ft, 9-ft *Sandstone
	
Brick Mould Profile: 7526 Dimensions: 1-1/4-in x 2-in Length: 8-ft, 10-ft, 17-ft *Brown	Garage Door Stop Profile: 2149 Dimensions: 7/16-in x 2-in (plus 1-1/4-in flex) Lengths: 7-ft, 9-ft *Brown
	
Jamb Profile: 2497 Dimensions: 11/16-in x 5-13/16-in Lengths: 7-ft, 10-ft	

Decorative Moulding	
	
<p>Crown Profile: 2435 Dimensions: 9/16-in x 3-5/8-in Length: 12-ft</p>	<p>Rams Crown Profile: 7158 Dimensions: 1-13/32-in x 2-in Length: 12-ft</p>
	
<p>Shingle Mould Profile: 7901 Dimensions: 21/32-in x 1-23/32-in Length: 8-ft</p>	<p>Bed Mould Profile: 2598 Dimensions: 9/16-in x 1-5/8-in Length: 12-ft</p>
	
<p>Colonial Casing Profile: 2355 Dimensions: 11/16-in x 2-1/4-in Length: 8-ft, 12-ft, 16-ft</p>	<p>Outside Corner Profile: 7719 Dimensions: 1-1/8-in x 1-1/8-in Lengths: 12-ft, 16-ft</p>
	
<p>Shingle Mould Profile: 2599 Dimensions: 11/16-in x 1-5/8-in Lengths: 8-ft, 12-ft</p>	<p>Base Cap Profile: 2450 Dimensions: 11/16-in x 1-1/8-in Length: 8-ft, 12-ft</p>

Decorative Moulding	
	
<p>Lattice Profile: 2018 Dimensions: 1-1/4-in x 1-35/64-in Length: 8-ft</p>	<p>Scotia/Cove Profile: 2021 Dimensions: 3/4-in x 3/4-in Length: 8-ft</p>
	
<p>Quarter Round Profile: 2689 Dimensions: 3/4-in x 3/4-in Length: 8-ft, 12-ft</p>	<p>Quarter Round Profile: 2024 Dimensions: 1/2-in x 1/2-in Length: 8-ft</p>
	
<p>Quarter Round - Glass Bead Profile: 2258 Dimensions: 1/2-in x 13/32-in Length: 8-ft</p>	<p>Stop Profile: 2330 Dimensions: 5/8-in x 5/8-in Length: 8-ft</p>
	
<p>Rake Mould Profile: 7202 Dimensions: 1-in x 2-in Length: 12-ft</p>	<p>Scribe Profile: 2046 Dimensions: 5/16-in x 3/4-in Length: 8-ft</p>
	
<p>Colonial Stop Profile: 7788 Dimensions: 3/8-in x 1-1/4-in Length: 8-ft</p>	<p>Screen Mould Profile: 6578 Dimensions: 1/4-in x 3/4-in Length: 8-ft</p>

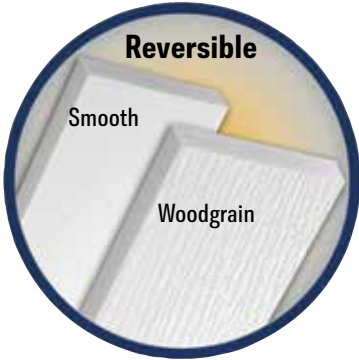


Accentuate your home's details
while adding extreme durability.

- Durable & moisture resistant
- Easy to cut and ready to install
- Interior & exterior performance
- Low maintenance
- Paintable with 100% acrylic latex

Description		Profile
A	Trimboard 5/4x4	7840
B	Trimboard 5/4x6	7841
C	Trimboard 1x2	7832
D	Trimboard 1x4	7834
E	Trimboard 1x6	7835

Royal Trimboard			
Nominal Width	Actual Dimensions	Profile	Length(s)
1-in x 2-in	3/4-in x 1-1/2-in	7832	8-ft, 12-ft
1-in x 3-in	3/4-in x 2-1/2-in	7833	8-ft, 12-ft
1-in x 4-in	3/4-in x 3-1/2-in	7834	8-ft, 12-ft
1-in x 6-in	3/4-in x 5-1/2-in	7835	8-ft, 12-ft
1-in x 8-in	3/4-in x 7-1/4-in	7836	8-ft, 12-ft
1-in x 10-in	3/4-in x 9-1/4-in	7837	8-ft, 12-ft
5/4-in x 4-in	1-in x 3-1/2-in	7840	10-ft
5/4-in x 6-in	1-in x 5-1/2-in	7841	10-ft
4-ft x 8-ft	48-in x 96-in	2878	8-ft



Sawing/Cutting

- Royal Trim and Moulding can be cut using the same techniques and tools as are used for wood
- Use standard woodworking equipment for most applications
- If using a power miter saw, a carbide-toothed blade with 80 teeth or more is recommended



Drilling

- Drill in the same fashion as most hardwoods
- Drill holes may require the removal of shavings periodically
- High-speed steel bits are satisfactory for this process
- Unless product is installed in lower temperatures (< 40°F) pre-drilling is typically not required



Nailing

- Use 6d and 8d galvanized nails
- Place nails 12-in on center, approximately 3/4-in from each edge
- Pre-drilling is required at temperatures of 40° F or below
- Royal Moulding and Trim can also be installed using a pneumatic nailer, with stainless steel or painted head screws or with construction grade adhesives

Fastening:

- Use fasteners designed for wood trim and wood siding (thinner shank, blunt head, full round head) with trimboard
- Use only fasteners intended for exterior use such as stainless steel or hot-dipped galvanized.
- DO NOT USE staples, small brads and wire nails
- Fasteners should be long enough to penetrate the solid wood substrate a minimum of 1-1/2 in.
- Use two fasteners per every framing member for trimboard applications
- Trimboards 12 in. or wider as well as sheets will require additional fasteners
- Fasteners must be installed no more than 2 in. from the end of each board
- Trimboards should be fastened into a flat, solid substrate
- Fastening trim boards into hollow or uneven areas must be avoided

Gluing

- To reduce or eliminate open joints, pipe glue or PVC pipe cement is recommended
- Temperature variations will cause PVC moulding to expand and contract
- It is highly recommended to splice (scarf) and/or miter all joints



Painting

- Royal Moulding and Trim requires no painting for Rot Free protection.
- 100% acrylic latex paints can be used to achieve custom finishes
- For darker custom colors (colors that fall within the lightness (L) value of 56 to 0, with 100 being white and 0 being black), the use of heat-reflective paint is required.

Cleaning

- Royal Moulding and Trim can be cleaned using any of the recommended household cleaners listed below; however, glass cleaner has been shown to be best at keeping the finish intact
- Recommended cleaners: Windex, 409 Glass and Surface Cleaner, Spic & Span Cinch, Fantastik All Purpose, etc.
- Apply the cleaning solution and immediately wipe dry for best results
- Avoid harsh cleaners with glycol ethers, ethanol type solvents and/or isopropyl alcohol as they can soften the PVC finish if left on for several minutes



Additional Tips

- Typically a paintable exterior high quality acrylic latex caulk is recommended
- When adhering Royal Trim and Moulding to wood a construction type adhesive may be used
- Royal Trimboard should always be stored in a flat level position

How to Order

- 1. Browse our catalog and select the desired profiles.**
- 2. Carefully measure to determine the needed amount of moulding.**
- 3. Complete the form below and provide it to any associate in your local store.**

NOTE: For pricing, see an associate.

Today's Date: _____

Store Number: _____

Store Associate Name: _____

Customer Name: _____

Item 1

Model #: _____ Qty: _____ Color: _____

Product Description: _____

Promised Ship Date: _____

Item 2

Model #: _____ Qty: _____ Color: _____

Product Description: _____

Promised Ship Date: _____

Item 3

Model #: _____ Qty: _____ Color: _____

Product Description: _____

Promised Ship Date: _____

Item 4

Model #: _____ Qty: _____ Color: _____

Product Description: _____

Promised Ship Date: _____



100 SERIES
WINDOWS & DOORS

THE SMART ALTERNATIVE TO VINYL



BEAUTIFUL • COLORFUL • DURABLE

A BETTER CHOICE FOR YOUR HOME.

Whether you're replacing, remodeling or building, now you can bring Andersen beauty, craftsmanship and time-tested performance into your home for less than you may expect. Andersen® 100 Series windows and patio doors are made with our revolutionary Fibrex® composite material, which allows us to offer an uncommon value others can't. It's environmentally responsible and energy efficient, and it comes in durable colors that are darker and richer than most vinyl windows.

FIBREX®
MATERIAL IS
2X
STRONGER
THAN VINYL

LONG-LASTING* STRENGTH



Durable 100 Series products come with factory-finished interiors and exteriors that never need painting and won't fade, flake, blister or peel.*



Andersen® 100 Series windows come in beautiful, dark colors that will set your home apart.



Deep, rich colors, including Cocoa Bean, Dark Bronze and Black, complement virtually any architectural style.

MADE POSSIBLE BY OUR EXCLUSIVE FIBREX® MATERIAL

Fibrex® material is more than just environmentally responsible. It's also durable and beautiful. Here's what helps make Fibrex material so revolutionary:

- Fibrex material is **twice as strong as vinyl**, so weathertight seals stay weathertight.
- Our unique fabrication process **blends the color with the Fibrex material** for long-lasting beauty.
- It blocks thermal transfer nearly 700 times better than aluminum to help **reduce heating and cooling bills**.
- For **exceptional durability**, Fibrex material retains its stability and rigidity in all climates.



100 Series products are made with our Fibrex composite material. It's composed of 40% reclaimed wood fiber by weight, most of which is created during the manufacture of Andersen wood windows.



40%
reclaimed wood fiber
by weight.



Learn more about Fibrex material by watching our video at andersenwindows.com/fibrex

WHY ANDERSEN® 100 SERIES WINDOWS & DOORS ARE AN EASY CHOICE.

All 100 Series windows and patio doors feature the performance, durability and ease of use you've come to expect from Andersen. Which means they not only provide energy efficiency, beauty and reliability today, but they'll also continue to add value to your home tomorrow and for years* to come. **Plus, they're virtually maintenance free.**




REPLACEMENT

If you're thinking of replacement, think of 100 Series windows and patio doors. You'll find choices for virtually any project, and all feature energy-efficient designs that help keep energy bills to a minimum.



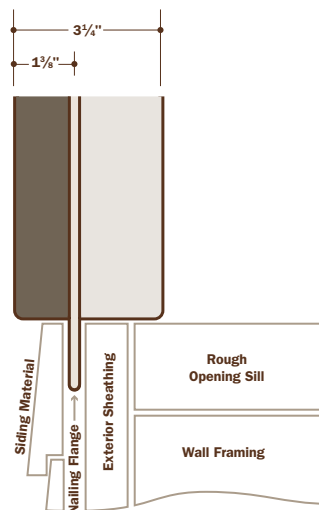
**Custom sizes for
a weathertight fit.**

100 Series windows and patio doors are available in custom sizes, which helps provide a more weathertight fit for any replacement project.



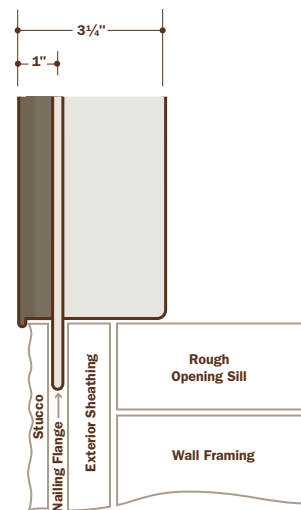
Replacement Configuration

This frame allows for fast and easy window replacement. Install the window into your existing window frame without disturbing interior or exterior trim, which saves you time and money.



$1\frac{3}{8}"$ Flange Setback

The integral nailing flange makes it easy to install windows into a new opening and helps make sure the windows and doors are weathertight.



1" Flange Setback with Stucco Key

The integral nailing flange makes it easy to install windows into a new opening and helps make sure the windows and doors are weathertight. The stucco key eliminates gaps that can result from the natural contraction of exterior stucco.

ENVIRONMENTALLY SMART



Save money by saving energy.

Andersen® 100 Series products are available with glass options* that make them ENERGY STAR® certified, helping to **lower your heating and cooling bills**. What's more, the Fibrex® material used for 100 Series frames and sash blocks thermal transfer nearly 700 times better than aluminum.

It pays to understand performance.

Look for the National Fenestration Rating Council® (NFRC) performance information. It's your assurance you're getting accurate energy performance ratings from a nonpartisan, nonprofit organization. Here's what the numbers mean:

U-Factor measures the window's insulating capability. The lower the value, the less heat is lost through the entire product.

Visible Transmittance refers to how much visible light comes through a product. The higher the number, the better the visibility.

Solar Heat Gain Coefficient (SHGC) measures how well a product blocks heat from the sun. The lower the number, the more it helps reduce air conditioning bills.

Visit andersenwindows.com/100series for details.

STRENGTH

Easy operation for years to come.**

All 100 Series products are **tested to the extreme** to deliver years of smooth, reliable operation.**

Take comfort in superior weather resistance.

Our weather-resistant construction **seals out drafts, wind and water** so well, you can relax in comfort whatever the weather. We carefully select weatherstripping to match each style of window and door to make sure you enjoy superior comfort and reliability.

OWNER2OWNER® LIMITED WARRANTY

Quality so solid, the warranty is transferable.**

Most other window and door warranties end when a home is sold, but our coverage — 20 years on glass, 10 years on non-glass parts — transfers from each homeowner to the next. And, because it's not prorated, the coverage offers **full benefits, year after year, owner after owner**. So it can add real value when you decide to sell your home.

Never needs painting.

100 Series windows and doors **won't fade, flake, blister or peel,**** no matter what the climate.

BEAUTY

Virtually seamless corners.

To give your windows, patio doors and your home a beautiful, clean look, Andersen 100 Series products feature virtually seamless corners.



100 Series corner seam



Welded vinyl corner seam

Six colors for beautiful curb appeal.

From White and Sandtone to deep, rich Terratone, Cocoa Bean, Dark Bronze and Black colors, 100 Series windows and doors complement any home and any replacement project.

Improve your view with TruScene® insect screens.

With **over 50% more clarity** than conventional insect screens, optional TruScene® insect screens give you beautifully unobstructed views. They let more sunlight and fresh air into your home while keeping some of the smallest insects out.[†]

*Excludes units with capillary breather tubes. See your dealer for details.

**Visit andersenwindows.com/warranty for details.

†All comparisons made to conventional Andersen® insect screens.

CHOOSE THE WINDOWS, DOORS & OPTIONS THAT ARE RIGHT FOR YOU.

WINDOW & DOOR TYPES

Building an energy-efficient home doesn't mean you have to restrict your dreaming. Andersen® 100 Series windows and doors come in styles, shapes and even custom sizes to create the look you want.



SINGLE-HUNG WINDOWS

This style features a stationary upper sash that is also available with an arched top to enhance the look of your home.



CASEMENT & AWNING WINDOWS

Both styles open with a simple turn of a handle and can also be ordered as stationary windows.



GLIDING WINDOWS

These windows have one stationary sash and one that opens. A three-sash configuration, where two sash glide past a fixed center sash, is also available.



GLIDING PATIO DOORS

Patio doors feature one stationary panel and one that glides smoothly on adjustable rollers. They feature a multi-point locking system for enhanced security, and an optional exterior keyed lock for convenience. For more character, consider adding 100 Series sidelight windows on each side of your door and a transom window on top.



PICTURE & SPECIALTY WINDOWS

Arch, Springline,™ half circle, quarter circle, full circle, and rectangle shapes are available to complement your home's architecture. New additional shapes include: angled pentagon, peak pentagon, right triangle, isosceles triangle, octagon, trapezoid and unequal leg arch.



CUSTOM SIZES

Available in custom sizes to fit all projects, including replacement.

GLASS

Choose the right glass to maximize performance.

SMARTSUN™ GLASS

Low-E SmartSun™ glass is the most energy-efficient glass we have ever offered. It rejects unwanted solar heat to help reduce cooling costs and blocks 95% of UV rays that can cause your home furnishings to fade — all while providing a clear view.

LOW-E GLASS

Energy-efficient Low-E glass is available on all 100 Series products, and can help reduce energy bills in any climate.

HEATLOCK™ TECHNOLOGY

Our HeatLock™ coating can increase the energy efficiency of any 100 Series window or patio door with Low-E or SmartSun glass. Applied to the room-side glass surface, it reflects heat back into the home and improves U-Factors, which can help the window or door meet ENERGY STAR® requirements.

DUAL-PANE GLASS

Dual-pane glass is available for projects where codes allow its use.*

SOUND-REDUCING GLASS

This glass option helps reduce the volume of outside noise. Available with Low-E, SmartSun and HeatLock coatings.

PATTERNED GLASS

Our patterned glass is ideal in bathrooms, entryways, offices and other areas where you want to let light into your home while obscuring the vision of people outside. It delivers all the benefits of Low-E glass and can also be ordered with Low-E SmartSun glass.



Obscure



Cascade



Reed

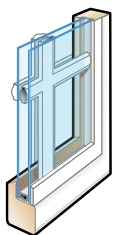


Fern

GRILLES

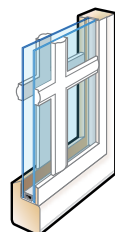
Customize the look of your windows and doors with these grille options.

Finelight™ grilles-between-the-glass make glass easy to clean. They have an elegant, sculpted profile, plus they offer a two-sided color scheme, allowing you to have grilles that match not only the interior but also your exterior color choice.



Finelight with Exterior Grilles make interior glass easier to clean, while permanent exterior grilles provide architectural style and detail.

For an authentic look, **Full Divided Lights** feature permanently applied grilles to the interior and exterior of the window with a spacer between the glass.



Simulated Divided Lights offer permanent grilles on the exterior and interior with no spacer between the glass.



Colonial Modified Colonial Prairie A Short Fractional



Tall Fractional Victorian Renaissance* Sunburst*

SPECIFIED EQUAL LIGHT

Any number of same-size rectangles across or down. Some limitations apply.



(2 x 1) (1 x 3) (2 x 2) (2 x 4)

COLOR

Choose the right color to enhance the beauty of your home, inside and out.

EXTERIOR COLORS

Andersen® 100 Series products come in six exterior colors, including Black, Dark Bronze and Cocoa Bean — colors that are darker and richer than most vinyl windows.



Black



Dark Bronze




Cocoa Bean



Terratone



Sandtone



White

INTERIOR COLORS

100 Series products feature an attractive matte finish inside. This gives you the ability to select your favorite exterior color without compromising options for interior decoration.




Black**



Dark Bronze**



Sandtone



White

HARDWARE

You get attractive hardware that performs reliably for years!†

WINDOW HARDWARE



Single-hung and gliding windows feature hardware that automatically locks when windows are closed. Hardware color matches the window's interior.



Optional single-hung lift/pull handle matches the window's interior.



Optional metal Slim Line hardware is available in White, Sandtone, Dark Bronze, Black, Satin Nickel and Antique Brass.

Casement and awning hardware folds down so it doesn't interfere with window treatments and is available in White, Sandtone, Dark Bronze, Black, Satin Nickel and Antique Brass.



GLIDING PATIO DOOR HARDWARE

Tulsa hardware exterior handles match the door's exterior color, while interior handles match the interior. Afton hardware has the same finish inside and out. Also available, an optional auxiliary foot lock that secures the gliding panel in the track. It provides an extra measure of security when the door is in a locked position.

TULSA HARDWARE (Standard)

Exterior Handle

Interior Handle

Black
Cocoa Bean
Dark Bronze
Sandtone
Terratone
White

Black
Dark Bronze
Sandtone
White

AFTON HARDWARE (Optional)

Exterior Handle

Interior Handle

Antique Brass
Black
Bright Brass
Satin Nickel

Bold name indicates finish shown.

*Renaissance and Sunburst patterns are only available with Finelight grilles. **Black and Dark Bronze interiors are only available with Black and Dark Bronze exteriors respectively. †Visit andersenwindows.com/warranty for details. Printing limitations prevent exact color duplication. See your Andersen dealer for actual color samples.

IMPROVING THE VIEW OUTSIDE.

Respect for the environment is nothing new at Andersen.

For more than a century, it's been part of who we are. Our commitment to recycle and reclaim materials began simply because it was good business. Now it's part of our commitment to sustainability and responsible stewardship of all our resources. Andersen Corporation is committed to providing you with long-lasting, energy-efficient windows and doors.



Andersen makes windows and doors with options that achieve **ENERGY STAR® 6.0** certification throughout the United States.



Andersen is a charter member of the **U.S. Green Building Council** and a strong supporter of its LEED® (Leadership in Energy and Environmental Design) Green Building Rating System.



Andersen was the first window and door manufacturer with **Green Seal™** certified products. Please visit our web site at www.andersenwindows.com for a list of certified products.

DON'T JUST TAKE OUR WORD FOR IT



Check out these customer testimonials at myAWstory.com



10% POST CONSUMER RECYCLED FIBER

WINDOWS • DOORS
Andersen® 

Come home to Andersen®.

andersenwindows.com/100series

Printed on FSC® certified paper, produced using Green-e certified renewable energy, with 10% post consumer recovered fiber.

"ENERGY STAR" is a registered trademark of the U.S. Environmental Protection Agency.
All trademarks where denoted are marks of their respective owners.
©2016 Andersen Corporation. All rights reserved. 12/16 Part #9122169



America's #1-selling shingle just got better — again


With GAF time-release algae-fighting technology and LayerLock® technology, Timberline HDZ® offers everything you can expect from an architectural shingle roof, and more.



Benefits:

- **LayerLock® technology** — mechanically fuses the common bond between overlapping shingle layers
- **Up to 99.9% nailing accuracy** — the StrikeZone® nailing area is so easy to hit that a roofer placed 999 out of 1,000 nails correctly in our test¹
- **WindProven™ Limited Wind Warranty** — when installed with the required combination of GAF accessories, Timberline HDZ® shingles are eligible for a wind warranty with no maximum wind speed limitation²
- **Dura Grip™ sealant** pairs with the microgranule surface of the StrikeZone® nailing area, and an asphalt-to-asphalt monolithic bond cures for durability, strength, and exceptional wind-uplift performance
- **25-year StainGuard Plus™ Algae Protection Limited Warranty** against blue-green algae discoloration.³ Proprietary GAF time-release algae-fighting technology helps protect your shingles from unsightly stains.
- **For the best look** — use TimberTex® premium ridge cap shingles or TimberCrest® premium SBS-modified ridge cap shingles

Colors:



Harvest Blend Colors⁵



Product details:

- Product/System Specifics**
- Fiberglass asphalt construction
 - **Dimensions (approx.):** 13 1/4" x 39 3/8" (337 mm x 1,000 mm)
 - **Exposure:** 5 5/8" (143 mm)
 - **Bundles/Square:** 3
 - **Pieces/Square:** 64
 - **StainGuard Plus™ Algae Protection Limited Warranty**³
 - **Hip/Ridge:** TimberTex®; TimberCrest®; Seal-A-Ridge®; Z®Ridge; Ridglass®⁴
 - **Starter:** Pro-Start®; QuickStart®; WeatherBlocker™

- Applicable Standards & Protocols:**
- Passes UL 2218 Impact-Resistance Test with Class 3 rating
 - UL Listed to ANSI/UL 790 Class A
 - State of Florida Approved
 - Classified by UL in accordance with ICC-ES AC438
 - Meets ASTM D7158, Class H
 - Meets ASTM D3161, Class F
 - Meets ASTM D3018 Type 1
 - Meets ASTM D3462⁵
 - Miami-Dade County Product Control Approved
 - ICC-ES Evaluation Reports ESR-1475 and ESR-3267
 - Meets Texas Department of Insurance Requirements
 - Rated by the CRRC: Can be used to comply with Title 24 Cool Roof Requirements (some colors)

¹ Lifetime refers to the length of warranty coverage provided and means as long as the original individual owner(s) of a single-family detached residence [or eligible second owner(s)] owns the property where the qualifying GAF products are installed. For other owners/structures, Lifetime coverage is not applicable. Lifetime coverage on shingles requires the use of GAF Lifetime shingles only. See the *GAF Shingle & Accessory Limited Warranty* for complete coverage and restrictions. Visit gaf.com/LRS for qualifying GAF products. Lifetime coverage on shingles and accessories requires the use of any GAF Lifetime shingle and at least 3 qualifying GAF accessories. See the *GAF Roofing System Limited Warranty* for complete coverage and restrictions. For installations not eligible for the *GAF Roofing System Limited Warranty*, see the *GAF Shingle & Accessory Limited Warranty*. Visit gaf.com/LRS for qualifying GAF products.

² Results based on study conducted by Home Innovation Research Labs, an independent research lab, comparing installation of Timberline HDZ® Shingles to Timberline HDZ® Shingles on a 16-square roof deck using standard 4-nail nailing pattern under controlled laboratory conditions. Actual results may vary.

³ 15-year WindProven® Limited Wind Warranty on GAF shingles with LayerLock® technology requires the use of GAF starter strips, roof deck protection, ridge cap shingles, and leak barrier or attic ventilation. See *GAF Roofing System Limited Warranty* for complete coverage and restrictions. Visit gaf.com/LRS for qualifying GAF products. For installations not eligible for the *GAF WindProven™ Limited Warranty*, see the *GAF Shingle & Accessory Limited Warranty*.

⁴ 25-year StainGuard Plus™ Algae Protection Limited Warranty against blue-green algae discoloration is available only on products sold in packages bearing the StainGuard Plus™ logo. See *GAF Shingle & Accessory Limited Warranty* for complete coverage and restrictions and qualifying products.

⁵ Harvest Blend colors are only available on TimberTex® Ridge Cap Shingles, Seal-A-Ridge® Ridge Cap Shingles, and TimberCrest® Premium SBS-Modified Ridge Cap Shingles.

⁶ Periodically tested by independent and internal labs to ensure compliance with ASTM D3462 at time of manufacture.



Note: It is difficult to reproduce the color clarity and actual color blends of these products. Before selecting your color, please ask to see several full-size shingles.

We protect what matters most™





100 SERIES
WINDOWS & DOORS

THE SMART ALTERNATIVE TO VINYL



BEAUTIFUL • COLORFUL • DURABLE

A BETTER CHOICE FOR YOUR HOME.

Whether you're replacing, remodeling or building, now you can bring Andersen beauty, craftsmanship and time-tested performance into your home for less than you may expect. Andersen® 100 Series windows and patio doors are made with our revolutionary Fibrex® composite material, which allows us to offer an uncommon value others can't. It's environmentally responsible and energy efficient, and it comes in durable colors that are darker and richer than most vinyl windows.

FIBREX®
MATERIAL IS
2X
STRONGER
THAN VINYL

LONG-LASTING* STRENGTH



Durable 100 Series products come with factory-finished interiors and exteriors that never need painting and won't fade, flake, blister or peel.*



Andersen® 100 Series windows come in beautiful, dark colors that will set your home apart.



Deep, rich colors, including Cocoa Bean, Dark Bronze and Black, complement virtually any architectural style.

MADE POSSIBLE BY OUR EXCLUSIVE FIBREX® MATERIAL

Fibrex® material is more than just environmentally responsible. It's also durable and beautiful. Here's what helps make Fibrex material so revolutionary:

- Fibrex material is **twice as strong as vinyl**, so weathertight seals stay weathertight.
- Our unique fabrication process **blends the color with the Fibrex material** for long-lasting beauty.
- It blocks thermal transfer nearly 700 times better than aluminum to help **reduce heating and cooling bills**.
- For **exceptional durability**, Fibrex material retains its stability and rigidity in all climates.



100 Series products are made with our Fibrex composite material. It's composed of 40% reclaimed wood fiber by weight, most of which is created during the manufacture of Andersen wood windows.



40%
reclaimed wood fiber
by weight.



Learn more about Fibrex material by watching our video at andersenwindows.com/fibrex

WHY ANDERSEN® 100 SERIES WINDOWS & DOORS ARE AN EASY CHOICE.

All 100 Series windows and patio doors feature the performance, durability and ease of use you've come to expect from Andersen. Which means they not only provide energy efficiency, beauty and reliability today, but they'll also continue to add value to your home tomorrow and for years* to come. **Plus, they're virtually maintenance free.**




REPLACEMENT

If you're thinking of replacement, think of 100 Series windows and patio doors. You'll find choices for virtually any project, and all feature energy-efficient designs that help keep energy bills to a minimum.



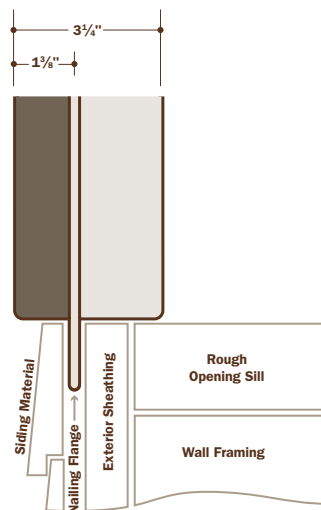
**Custom sizes for
a weathertight fit.**

100 Series windows and patio doors are available in custom sizes, which helps provide a more weathertight fit for any replacement project.



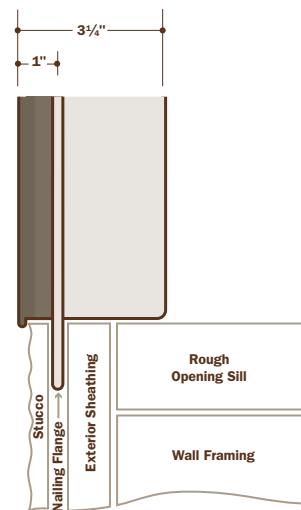
Replacement Configuration

This frame allows for fast and easy window replacement. Install the window into your existing window frame without disturbing interior or exterior trim, which saves you time and money.



1 3/8" Flange Setback

The integral nailing flange makes it easy to install windows into a new opening and helps make sure the windows and doors are weathertight.



1" Flange Setback with Stucco Key

The integral nailing flange makes it easy to install windows into a new opening and helps make sure the windows and doors are weathertight. The stucco key eliminates gaps that can result from the natural contraction of exterior stucco.

ENVIRONMENTALLY SMART



Save money by saving energy.

Andersen® 100 Series products are available with glass options* that make them ENERGY STAR® certified, helping to **lower your heating and cooling bills**. What's more, the Fibrex® material used for 100 Series frames and sash blocks thermal transfer nearly 700 times better than aluminum.

It pays to understand performance.

Look for the National Fenestration Rating Council® (NFRC) performance information. It's your assurance you're getting accurate energy performance ratings from a nonpartisan, nonprofit organization. Here's what the numbers mean:

U-Factor measures the window's insulating capability. The lower the value, the less heat is lost through the entire product.

Visible Transmittance refers to how much visible light comes through a product. The higher the number, the better the visibility.

Solar Heat Gain Coefficient (SHGC) measures how well a product blocks heat from the sun. The lower the number, the more it helps reduce air conditioning bills.

Visit andersenwindows.com/100series for details.

STRENGTH

Easy operation for years to come.**

All 100 Series products are **tested to the extreme** to deliver years of smooth, reliable operation.**

Take comfort in superior weather resistance.

Our weather-resistant construction **seals out drafts, wind and water** so well, you can relax in comfort whatever the weather. We carefully select weatherstripping to match each style of window and door to make sure you enjoy superior comfort and reliability.

OWNER2OWNER[®] LIMITED WARRANTY

Quality so solid, the warranty is transferable.**

Most other window and door warranties end when a home is sold, but our coverage — 20 years on glass, 10 years on non-glass parts — transfers from each homeowner to the next. And, because it's not prorated, the coverage offers **full benefits, year after year, owner after owner**. So it can add real value when you decide to sell your home.

Never needs painting.

100 Series windows and doors **won't fade, flake, blister or peel,**** no matter what the climate.

BEAUTY

Virtually seamless corners.

To give your windows, patio doors and your home a beautiful, clean look, Andersen 100 Series products feature virtually seamless corners.



100 Series corner seam



Welded vinyl corner seam

Six colors for beautiful curb appeal.

From White and Sandtone to deep, rich Terratone, Cocoa Bean, Dark Bronze and Black colors, 100 Series windows and doors complement any home and any replacement project.

Improve your view with TruScene® insect screens.

With **over 50% more clarity** than conventional insect screens, optional TruScene® insect screens give you beautifully unobstructed views. They let more sunlight and fresh air into your home while keeping some of the smallest insects out.[†]

*Excludes units with capillary breather tubes. See your dealer for details.

**Visit andersenwindows.com/warranty for details.

[†]All comparisons made to conventional Andersen® insect screens.

CHOOSE THE WINDOWS, DOORS & OPTIONS THAT ARE RIGHT FOR YOU.

WINDOW & DOOR TYPES

Building an energy-efficient home doesn't mean you have to restrict your dreaming. Andersen® 100 Series windows and doors come in styles, shapes and even custom sizes to create the look you want.



SINGLE-HUNG WINDOWS

This style features a stationary upper sash that is also available with an arched top to enhance the look of your home.



CASEMENT & AWNING WINDOWS

Both styles open with a simple turn of a handle and can also be ordered as stationary windows.



GLIDING WINDOWS

These windows have one stationary sash and one that opens. A three-sash configuration, where two sash glide past a fixed center sash, is also available.



GLIDING PATIO DOORS

Patio doors feature one stationary panel and one that glides smoothly on adjustable rollers. They feature a multi-point locking system for enhanced security, and an optional exterior keyed lock for convenience. For more character, consider adding 100 Series sidelight windows on each side of your door and a transom window on top.



PICTURE & SPECIALTY WINDOWS

Arch, Springline,™ half circle, quarter circle, full circle, and rectangle shapes are available to complement your home's architecture. New additional shapes include: angled pentagon, peak pentagon, right triangle, isosceles triangle, octagon, trapezoid and unequal leg arch.



CUSTOM SIZES

Available in custom sizes to fit all projects, including replacement.

GLASS

Choose the right glass to maximize performance.

SMARTSUN™ GLASS

Low-E SmartSun™ glass is the most energy-efficient glass we have ever offered. It rejects unwanted solar heat to help reduce cooling costs and blocks 95% of UV rays that can cause your home furnishings to fade — all while providing a clear view.

LOW-E GLASS

Energy-efficient Low-E glass is available on all 100 Series products, and can help reduce energy bills in any climate.

HEATLOCK™ TECHNOLOGY

Our HeatLock™ coating can increase the energy efficiency of any 100 Series window or patio door with Low-E or SmartSun glass. Applied to the room-side glass surface, it reflects heat back into the home and improves U-Factors, which can help the window or door meet ENERGY STAR® requirements.

DUAL-PANE GLASS

Dual-pane glass is available for projects where codes allow its use.*

SOUND-REDUCING GLASS

This glass option helps reduce the volume of outside noise. Available with Low-E, SmartSun and HeatLock coatings.

PATTERNED GLASS

Our patterned glass is ideal in bathrooms, entryways, offices and other areas where you want to let light into your home while obscuring the vision of people outside. It delivers all the benefits of Low-E glass and can also be ordered with Low-E SmartSun glass.



Obscure



Cascade



Reed

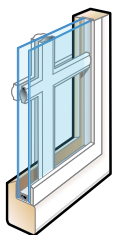


Fern

GRILLES

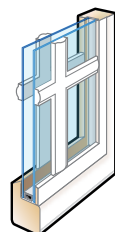
Customize the look of your windows and doors with these grille options.

Finelight™ grilles-between-the-glass make glass easy to clean. They have an elegant, sculpted profile, plus they offer a two-sided color scheme, allowing you to have grilles that match not only the interior but also your exterior color choice.



Finelight with Exterior Grilles make interior glass easier to clean, while permanent exterior grilles provide architectural style and detail.

For an authentic look, **Full Divided Lights** feature permanently applied grilles to the interior and exterior of the window with a spacer between the glass.



Simulated Divided Lights offer permanent grilles on the exterior and interior with no spacer between the glass.



Colonial Modified Colonial Prairie A Short Fractional



Tall Fractional Victorian Renaissance* Sunburst*

SPECIFIED EQUAL LIGHT

Any number of same-size rectangles across or down. Some limitations apply.



(2 x 1) (1 x 3) (2 x 2) (2 x 4)

COLOR

Choose the right color to enhance the beauty of your home, inside and out.

EXTERIOR COLORS

Andersen® 100 Series products come in six exterior colors, including Black, Dark Bronze and Cocoa Bean — colors that are darker and richer than most vinyl windows.



Black



Dark Bronze




Cocoa Bean



Terratone



Sandtone



White

INTERIOR COLORS

100 Series products feature an attractive matte finish inside. This gives you the ability to select your favorite exterior color without compromising options for interior decoration.




Black**



Dark Bronze**



Sandtone



White

HARDWARE

You get attractive hardware that performs reliably for years!†

WINDOW HARDWARE



Single-hung and gliding windows feature hardware that automatically locks when windows are closed. Hardware color matches the window's interior.



Optional single-hung lift/pull handle matches the window's interior.



Optional metal Slim Line hardware is available in White, Sandtone, Dark Bronze, Black, Satin Nickel and Antique Brass.

Casement and awning hardware folds down so it doesn't interfere with window treatments and is available in White, Sandtone, Dark Bronze, Black, Satin Nickel and Antique Brass.



GLIDING PATIO DOOR HARDWARE

Tulsa hardware exterior handles match the door's exterior color, while interior handles match the interior. Afton hardware has the same finish inside and out. Also available, an optional auxiliary foot lock that secures the gliding panel in the track. It provides an extra measure of security when the door is in a locked position.

TULSA HARDWARE (Standard)

Exterior Handle

Interior Handle

Black
Cocoa Bean
Dark Bronze
Sandtone
Terratone
White

Black
Dark Bronze
Sandtone
White

AFTON HARDWARE (Optional)

Exterior Handle

Interior Handle

Antique Brass
Black
Bright Brass
Satin Nickel

Bold name indicates finish shown.

*Renaissance and Sunburst patterns are only available with Finelight grilles. **Black and Dark Bronze interiors are only available with Black and Dark Bronze exteriors respectively. †Visit andersenwindows.com/warranty for details. Printing limitations prevent exact color duplication. See your Andersen dealer for actual color samples.

IMPROVING THE VIEW OUTSIDE.

Respect for the environment is nothing new at Andersen.

For more than a century, it's been part of who we are. Our commitment to recycle and reclaim materials began simply because it was good business. Now it's part of our commitment to sustainability and responsible stewardship of all our resources. Andersen Corporation is committed to providing you with long-lasting, energy-efficient windows and doors.



Andersen makes windows and doors with options that achieve **ENERGY STAR® 6.0** certification throughout the United States.



Andersen is a charter member of the **U.S. Green Building Council** and a strong supporter of its LEED® (Leadership in Energy and Environmental Design) Green Building Rating System.



Andersen was the first window and door manufacturer with **Green Seal™** certified products. Please visit our web site at www.andersenwindows.com for a list of certified products.

DON'T JUST TAKE OUR WORD FOR IT



Check out these customer testimonials at myAWstory.com



10% POST CONSUMER RECYCLED FIBER

WINDOWS • DOORS
Andersen® 

Come home to Andersen®.

andersenwindows.com/100series

Printed on FSC® certified paper, produced using Green-e certified renewable energy, with 10% post consumer recovered fiber.

"ENERGY STAR" is a registered trademark of the U.S. Environmental Protection Agency.
All trademarks where denoted are marks of their respective owners.
©2016 Andersen Corporation. All rights reserved. 12/16 Part #9122169