



City of Detroit - Planning & Development Department  
2 Woodward Avenue, Suite 808  
Detroit, Michigan 48226

# HISTORIC DISTRICT COMMISSION ADDITIONAL INFORMATION REQUEST

**Date:** 04/21/2025

**Application Number:** HDC2025-00154

## APPLICANT & PROPERTY INFORMATION

<b>NAME:</b> Jon Babb		<b>COMPANY NAME:</b> Adkins and sons	
<b>ADDRESS:</b> 13789 Dix Toledo Road	<b>CITY:</b> Southgate	<b>STATE:</b> MI	<b>ZIP:</b> 48195
<b>PROJECT ADDRESS:</b> 4824 Waverly St			
<b>HISTORIC DISTRICT:</b> Russell Woods-Sullivan			

## REQUESTED INFORMATION

We have received your application, but it is not yet complete for review. Please provide additional details based on the comments and questions listed below. Should you need to attach additional files per this request, use the paperclip icons at the end of this form. You may attach up to (5) files per icon up to 25MB:

This application is not completed. Please provide the following:

- Window schedule, which describes the existing windows in material and operation & shows the proposed new windows, their material, operation, dimensions, and color
- Photos of the exterior elevations of the house with labels that show which windows on the window schedule are being placed where

Note: this case will need to be reviewed by the Commission at a meeting.

Thank you!

## APPLICANT RESPONSE

Response Date: 04/22/2025



Please see below.

The windows are labelled on each elevation, the east elevation had to be done in parts due to space constraints.

Windows will be a light beige exterior, aluminum clad.

The labels correspond to the "locations" on each line of the window schedule





1  
103

1  
204

205

206

104 / 105

003

004



201

—

202

—

203

102

—

103

1003  
002

001



202

203

104

105

004





301 — 200


218 — 219 — 200

117 — 118 — 119

4284

4282









210

211

213

215

216

212

214

109

110

111

112

113

114

115

007

008





## Contractor - Office Order Copy

Adkins & Sons Inc

Order Number: 189


Quote Number: TBD

Quote Description: Cooley-SparrowProject

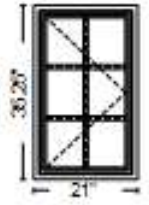
Project Name: Cooley-SparrowProject

Customer Information	Deliver To Address	Order Information
Sparrow Project 4282 Waverly  DETROIT, MI 48238  Phone:	Lot # Address:   County: Owner Name: Adkins & Sons Inc Owner Phone: (734) 2837120	Sales Rep Name: Grauer, Justin Business Segment: Trade Market Segment: Single Family Replacement  Cust Delivery Date: None Quoted Date: 4/22/2025 Contract Date: Booked Date: Earliest LRD:

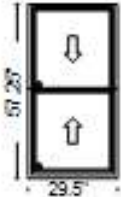


Outside View	Line #	Quote Qty	PO Qty	Description	Item Price	Ext'd Price
	10	1	1	<b>Lifestyle, Casement Left, 21 X 35.25, Without HGP, Almond</b>		
	<b>Location:</b> 301 <b>Rough Opening:</b> 21.75" X 36" <b>Frame Size:</b> 21" X 35.25" <b>Final Wall Depth:</b> <b>Frame Perimeter (inches):</b> 113 <b>Assembly Type:</b> Branch Finished <b>Last Revision Date:</b>			<b>1: Non-Standard SizeNon-Standard Size Left Casement</b> <b>Frame Size:</b> 21 X 35 1/4 <b>Unit Type:</b> No Program <b>General Information:</b> No Package, Without Hinged Glass Panel, Clad, Pine, 5", 3 11/16", No Certification <b>Exterior Color / Finish:</b> Standard Enduraclad, Almond <b>Interior Color / Finish:</b> Bright White Paint Interior <b>Glass:</b> Insulated Low-E Advanced Low-E Insulating Glass Argon Non High Altitude <b>Hardware Options:</b> Wash Hinge Hardware, Fold-Away Crank, White, No Window Opening Control Device, No Limited Opening Hardware, No Integrated Sensor <b>Screen:</b> Full Screen, Bright White, InView™ <b>Performance Information:</b> U-Factor 0.29, SHGC 0.25, VLT 0.47, CPD PEL-N-14-00679-00001, Performance Class LC, PG 50, Calculated Positive DP Rating 50, Calculated Negative DP Rating 50, FPA FL20675, STC 25, OITC 22, Clear Opening Width 11.25, Clear Opening Height 31.125, Clear Opening Area 2.431641, Egress Does not meet typical United States egress, but may comply with local code requirements <b>Grille:</b> SDL, No Custom Grille, 7/8", Traditional (2W3H) <b>Wrapping Information:</b> No Attachment Method, No Exterior Trim, 3 11/16", 5", Factory Applied, Manufacturer Recommended Clearance, Perimeter Length = 113".		

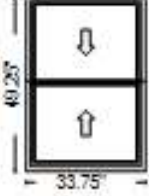


Outside View	Line #	Quote Qty	PO Qty	Description	Item Price	Ext'd Price
	15	1	1	<b>Lifestyle, Casement Right, 21 X 35.25, Without HGP, Almond</b>  <b>Location:</b> 302 <b>Rough Opening:</b> 21.75" X 36" <b>Frame Size:</b> 21" X 35.25" <b>Final Wall Depth:</b> <b>Frame Perimeter (inches):</b> 113 <b>Assembly Type:</b> Branch Finished <b>Last Revision Date:</b>		
				<b>1: Non-Standard Size Non-Standard Size Right Casement</b> <b>Frame Size:</b> 21 X 35 1/4 <b>Unit Type:</b> No Program <b>General Information:</b> No Package, Without Hinged Glass Panel, Clad, Pine, 5", 3 11/16", No Certification <b>Exterior Color / Finish:</b> Standard Enduraclad, Almond <b>Interior Color / Finish:</b> Bright White Paint Interior <b>Glass:</b> Insulated Low-E Advanced Low-E Insulating Glass Argon Non High Altitude <b>Hardware Options:</b> Wash Hinge Hardware, Fold-Away Crank, White, No Window Opening Control Device, No Limited Opening Hardware, No Integrated Sensor <b>Screen:</b> Full Screen, Bright White, InView™ <b>Performance Information:</b> U-Factor 0.29, SHGC 0.25, VLT 0.47, CPD PEL-N-14-00679-00001, Performance Class LC, PG 50, Calculated Positive DP Rating 50, Calculated Negative DP Rating 50, FPA FL20675, STC 25, OITC 22, Clear Opening Width 11.25, Clear Opening Height 31.125, Clear Opening Area 2.431641, Egress Does not meet typical United States egress, but may comply with local code requirements <b>Grille:</b> SDL, No Custom Grille, 7/8", Traditional (2W3H) <b>Wrapping Information:</b> No Attachment Method, No Exterior Trim, 3 11/16", 5", Factory Applied, Manufacturer Recommended Clearance, Perimeter Length = 113".		




Outside View	Line #	Quote Qty	PO Qty	Description	Item Price	Ext'd Price
	20	1	1	<b>Lifestyle, Double Hung, 29.5 X 57.25, Without HGP, Almond</b>  <b>1: Non-Standard Size</b> <b>Non-Standard Size Double Hung, Equal Frame Size: 29 1/2 X 57 1/4</b> <b>Unit Type: No Program</b> <b>General Information:</b> No Package, Without Hinged Glass Panel, Clad, Pine, 5", 3 11/16", No Certification, Jambliner Color: <b>Gray</b> Exterior Color / Finish: <b>Standard Enduraclad, Almond</b> Interior Color / Finish: <b>Bright White Paint Interior</b> Glass: <b>Insulated Tempered Low-E Advanced Low-E Insulating Glass Argon Non High Altitude</b> Hardware Options: <b>Cam-Action Lock, 1 Lock, White, No Limited Opening Hardware, Order Sash Lift, 1 Lift, No Integrated Sensor</b> Screen: <b>Full Screen, Almond, InView™</b> Performance Information: <b>U-Factor 0.30, SHGC 0.30, VLT 0.56, CPD PEL-N-35-00517-00001, Performance Class LC, PG 40, Calculated Positive DP Rating 40, Calculated Negative DP Rating 40, FPA FL12952, STC 27, OITC 23, Clear Opening Width 26.312, Clear Opening Height 25.375, Clear Opening Area 4.636577, Egress Does not meet typical United States egress, but may comply with local code requirements</b> Grille: <b>No Grille,</b> Wrapping Information: <b>No Attachment Method, No Exterior Trim, 3 11/16", 5", Factory Applied, Manufacturer Recommended Clearance, Perimeter Length = 174".</b>		
	<b>Location:</b> 201 steps					
	<b>Rough Opening:</b> 30.25" X 58"					
	<b>Frame Size:</b> 29.5" X 57.25"					
	<b>Final Wall Depth:</b>					
	<b>Frame Perimeter (inches):</b> 174					
	<b>Assembly Type:</b> Branch Finished					
	<b>Last Revision Date:</b>					

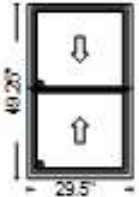


Outside View	Line #	Quote Qty	PO Qty	Description	Item Price	Ext'd Price
	25	1	1	<b>Lifestyle, Double Hung, 33.75 X 49.25, Without HGP, Almond</b>  <b>1: Non-Standard Size</b> <b>Non-Standard Size Double Hung, Equal</b> <b>Frame Size:</b> 33 3/4 X 49 1/4 <b>Unit Type:</b> No Program <b>General Information:</b> No Package, Without Hinged Glass Panel, Clad, Pine, 5", 3 11/16", No Certification, Jambliner Color: <b>Gray</b> Exterior Color / Finish: <b>Standard Enduraclad, Almond</b> Interior Color / Finish: <b>Bright White Paint Interior</b> Glass: <b>Insulated Low-E Advanced Low-E Insulating Glass Argon Non High Altitude</b> Hardware Options: <b>Cam-Action Lock, 2 Locks, White, No Limited Opening Hardware, Order Sash Lift, 2 Lifts, No Integrated Sensor</b> Screen: <b>Full Screen, Almond, InView™</b> Performance Information: <b>U-Factor 0.30, SHGC 0.30, VLT 0.57, CPD PEL-N-35-00514-00001, Performance Class LC, PG 35, Calculated Positive DP Rating 35, Calculated Negative DP Rating 35, FPA FL12952, STC 27, OITC 23, Clear Opening Width 30.562, Clear Opening Height 21.375, Clear Opening Area 4.536547, Egress Does not meet typical United States egress, but may comply with local code requirements</b> Grille: <b>No Grille,</b> Wrapping Information: <b>No Attachment Method, No Exterior Trim, 3 11/16", 5", Factory Applied, Manufacturer Recommended Clearance, Perimeter Length = 166".</b>		
	<b>Location:</b> 202 kit					
	<b>Rough Opening:</b> 34.5" X 50"					
	<b>Frame Size:</b> 33.75" X 49.25"					
	<b>Final Wall Depth:</b>					
	<b>Frame Perimeter (inches):</b> 166					
	<b>Assembly Type:</b> Branch Finished					
	<b>Last Revision Date:</b>					

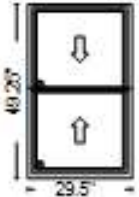


Outside View	Line #	Quote Qty	PO Qty	Description	Item Price	Ext'd Price
	30	1	1	<b>Lifestyle, Double Hung, 33.75 X 49.25, Without HGP, Almond</b>  <b>Location:</b> 203 kit <b>Rough Opening:</b> 34.5" X 50" <b>Frame Size:</b> 33.75" X 49.25" <b>Final Wall Depth:</b> <b>Frame Perimeter (inches):</b> 166 <b>Assembly Type:</b> Branch Finished <b>Last Revision Date:</b>		
				<b>1: Non-Standard Size Non-Standard Size Double Hung, Equal</b> <b>Frame Size:</b> 33 3/4 X 49 1/4 <b>Unit Type:</b> No Program <b>General Information:</b> No Package, Without Hinged Glass Panel, Clad, Pine, 5", 3 11/16", No Certification, Jambliner Color: <b>Gray</b> <b>Exterior Color / Finish:</b> <b>Standard Enduraclad, Almond</b> <b>Interior Color / Finish:</b> <b>Bright White Paint Interior</b> <b>Glass:</b> <b>Insulated Low-E Advanced Low-E Insulating Glass Argon Non High Altitude</b> <b>Hardware Options:</b> <b>Cam-Action Lock, 2 Locks, White, No Limited Opening Hardware, Order Sash Lift, 2 Lifts, No Integrated Sensor</b> <b>Screen:</b> <b>Full Screen, Almond, InView™</b> <b>Performance Information:</b> <b>U-Factor 0.30, SHGC 0.30, VLT 0.57, CPD PEL-N-35-00514-00001, Performance Class LC, PG 35, Calculated Positive DP Rating 35, Calculated Negative DP Rating 35, FPA FL12952, STC 27, OITC 23, Clear Opening Width 30.562, Clear Opening Height 21.375, Clear Opening Area 4.536547, Egress Does not meet typical United States egress, but may comply with local code requirements</b> <b>Grille:</b> <b>No Grille,</b> <b>Wrapping Information:</b> <b>No Attachment Method, No Exterior Trim, 3 11/16", 5", Factory Applied, Manufacturer Recommended Clearance, Perimeter Length = 166".</b>		



Outside View	Line #	Quote Qty	PO Qty	Description	Item Price	Ext'd Price
	35	1	1	<b>Lifestyle, Double Hung, 29.5 X 49.25, Without HGP, Almond</b>  <b>1: Non-Standard Size</b> <b>Non-Standard Size Double Hung, Equal Frame Size: 29 1/2 X 49 1/4</b> <b>Unit Type: No Program</b> <b>General Information:</b> No Package, Without Hinged Glass Panel, Clad, Pine, 5", 3 11/16", No Certification, Jambliner Color: <b>Gray</b> Exterior Color / Finish: <b>Standard Enduraclad, Almond</b> Interior Color / Finish: <b>Bright White Paint Interior</b> Glass: <b>Insulated Tempered Low-E Advanced Low-E Insulating Glass Argon Non High Altitude</b> Hardware Options: <b>Cam-Action Lock, 1 Lock, White, No Limited Opening Hardware, Order Sash Lift, 1 Lift, No Integrated Sensor</b> Screen: <b>Full Screen, Almond, InView™</b> Performance Information: <b>U-Factor 0.30, SHGC 0.30, VLT 0.56, CPD PEL-N-35-00517-00001, Performance Class LC, PG 40, Calculated Positive DP Rating 40, Calculated Negative DP Rating 40, FPA FL12952, STC 27, OITC 23, Clear Opening Width 26.312, Clear Opening Height 21.375, Clear Opening Area 3.905688, Egress Does not meet typical United States egress, but may comply with local code requirements</b> Grille: <b>No Grille,</b> Wrapping Information: <b>No Attachment Method, No Exterior Trim, 3 11/16", 5", Factory Applied, Manufacturer Recommended Clearance, Perimeter Length = 158".</b>		
	<b>Location:</b> 204 up rear step					
	<b>Rough Opening:</b> 30.25" X 50"					
	<b>Frame Size:</b> 29.5" X 49.25"					
	<b>Final Wall Depth:</b>					
	<b>Frame Perimeter (inches):</b> 158					
	<b>Assembly Type:</b> Branch Finished					
	<b>Last Revision Date:</b>					



Outside View	Line #	Quote Qty	PO Qty	Description	Item Price	Ext'd Price
	40	1	1	<b>Lifestyle, Double Hung, 29.5 X 49.25, Without HGP, Almond</b>  <b>1: Non-Standard Size</b> <b>Non-Standard Size Double Hung, Equal</b> <b>Frame Size:</b> 29 1/2 X 49 1/4 <b>Unit Type:</b> No Program <b>General Information:</b> No Package, Without Hinged Glass Panel, Clad, Pine, 5", 3 11/16", No Certification, Jambliner Color: <b>Gray</b> Exterior Color / Finish: <b>Standard Enduraclad, Almond</b> Interior Color / Finish: <b>Bright White Paint Interior</b> Glass: <b>Insulated Tempered Low-E Advanced Low-E Insulating Glass Argon Non High Altitude</b> Hardware Options: <b>Cam-Action Lock, 1 Lock, White, No Limited Opening Hardware, Order Sash Lift, 1 Lift, No Integrated Sensor</b> Screen: <b>Full Screen, Almond, InView™</b> Performance Information: <b>U-Factor 0.30, SHGC 0.30, VLT 0.56, CPD PEL-N-35-00517-00001, Performance Class LC, PG 40, Calculated Positive DP Rating 40, Calculated Negative DP Rating 40, FPA FL12952, STC 27, OITC 23, Clear Opening Width 26.312, Clear Opening Height 21.375, Clear Opening Area 3.905688, Egress Does not meet typical United States egress, but may comply with local code requirements</b> Grille: <b>No Grille,</b> Wrapping Information: <b>No Attachment Method, No Exterior Trim, 3 11/16", 5", Factory Applied, Manufacturer Recommended Clearance, Perimeter Length = 158".</b>		

Location: 205 bath

Rough Opening: 30.25" X 50"

Frame Size: 29.5" X 49.25"

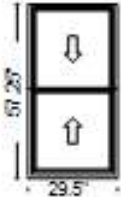
Final Wall Depth:

Frame Perimeter (inches): 158

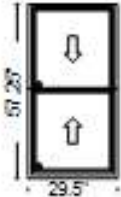
Assembly Type: Branch Finished

Last Revision Date:

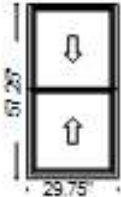


Outside View	Line #	Quote Qty	PO Qty	Description	Item Price	Ext'd Price
	45	1	1	<b>Lifestyle, Double Hung, 29.5 X 57.25, Without HGP, Almond</b>  <b>Location:</b> 206 bed <b>Rough Opening:</b> 30.25" X 58" <b>Frame Size:</b> 29.5" X 57.25" <b>Final Wall Depth:</b> <b>Frame Perimeter (inches):</b> 174 <b>Assembly Type:</b> Branch Finished <b>Last Revision Date:</b>		
				<b>1: Non-Standard Size Non-Standard Size Double Hung, Equal</b> <b>Frame Size:</b> 29 1/2 X 57 1/4 <b>Unit Type:</b> No Program <b>General Information:</b> No Package, Without Hinged Glass Panel, Clad, Pine, 5", 3 11/16", No Certification, Jambliner Color: <b>Gray</b> <b>Exterior Color / Finish:</b> <b>Standard Enduraclad, Almond</b> <b>Interior Color / Finish:</b> <b>Bright White Paint Interior</b> <b>Glass:</b> <b>Insulated Low-E Advanced Low-E Insulating Glass Argon Non High Altitude</b> <b>Hardware Options:</b> <b>Cam-Action Lock, 1 Lock, White, No Limited Opening Hardware, Order Sash Lift, 1 Lift, No Integrated Sensor</b> <b>Screen:</b> <b>Full Screen, Almond, InView™</b> <b>Performance Information:</b> <b>U-Factor 0.30, SHGC 0.30, VLT 0.57, CPD PEL-N-35-00514-00001, Performance Class LC, PG 40, Calculated Positive DP Rating 40, Calculated Negative DP Rating 40, FPA FL12952, STC 27, OITC 23, Clear Opening Width 26.312, Clear Opening Height 25.375, Clear Opening Area 4.636577, Egress Does not meet typical United States egress, but may comply with local code requirements</b> <b>Grille:</b> <b>No Grille,</b> <b>Wrapping Information:</b> <b>No Attachment Method, No Exterior Trim, 3 11/16", 5", Factory Applied, Manufacturer Recommended Clearance, Perimeter Length = 174".</b>		

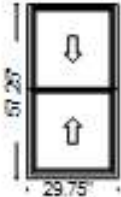


Outside View	Line #	Quote Qty	PO Qty	Description	Item Price	Ext'd Price
	50	1	1	<b>Lifestyle, Double Hung, 29.5 X 57.25, Without HGP, Almond</b>  <b>Location:</b> 207 bed <b>Rough Opening:</b> 30.25" X 58" <b>Frame Size:</b> 29.5" X 57.25" <b>Final Wall Depth:</b> <b>Frame Perimeter (inches):</b> 174 <b>Assembly Type:</b> Branch Finished <b>Last Revision Date:</b>		
				<b>1: Non-Standard Size Non-Standard Size Double Hung, Equal</b> <b>Frame Size:</b> 29 1/2 X 57 1/4 <b>Unit Type:</b> No Program <b>General Information:</b> No Package, Without Hinged Glass Panel, Clad, Pine, 5", 3 11/16", No Certification, Jambliner Color: <b>Gray</b> <b>Exterior Color / Finish:</b> <b>Standard Enduraclad, Almond</b> <b>Interior Color / Finish:</b> <b>Bright White Paint Interior</b> <b>Glass:</b> <b>Insulated Tempered Low-E Advanced Low-E Insulating Glass Argon Non High Altitude</b> <b>Hardware Options:</b> <b>Cam-Action Lock, 1 Lock, White, No Limited Opening Hardware, Order Sash Lift, 1 Lift, No Integrated Sensor</b> <b>Screen:</b> <b>Full Screen, Almond, InView™</b> <b>Performance Information:</b> <b>U-Factor 0.30, SHGC 0.30, VLT 0.56, CPD PEL-N-35-00517-00001, Performance Class LC, PG 40, Calculated Positive DP Rating 40, Calculated Negative DP Rating 40, FPA FL12952, STC 27, OITC 23, Clear Opening Width 26.312, Clear Opening Height 25.375, Clear Opening Area 4.636577, Egress Does not meet typical United States egress, but may comply with local code requirements</b> <b>Grille:</b> <b>No Grille,</b> <b>Wrapping Information:</b> <b>No Attachment Method, No Exterior Trim, 3 11/16", 5", Factory Applied, Manufacturer Recommended Clearance, Perimeter Length = 174".</b>		

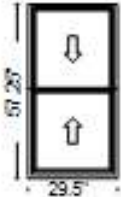


Outside View	Line #	Quote Qty	PO Qty	Description	Item Price	Ext'd Price
	55	1	1	<b>Lifestyle, Double Hung, 29.75 X 57.25, Without HGP, Almond</b>  <b>Location:</b> 208 bed <b>Rough Opening:</b> 30.5" X 58" <b>Frame Size:</b> 29.75" X 57.25" <b>Final Wall Depth:</b> <b>Frame Perimeter (inches):</b> 174 <b>Assembly Type:</b> Branch Finished <b>Last Revision Date:</b>		
				<b>1: Non-Standard Size Non-Standard Size Double Hung, Equal</b> <b>Frame Size:</b> 29 3/4 X 57 1/4 <b>Unit Type:</b> No Program <b>General Information:</b> No Package, Without Hinged Glass Panel, Clad, Pine, 5", 3 11/16", No Certification, Jambliner Color: <b>Gray</b> <b>Exterior Color / Finish:</b> <b>Standard Enduraclad, Almond</b> <b>Interior Color / Finish:</b> <b>Bright White Paint Interior</b> <b>Glass:</b> <b>Insulated Low-E Advanced Low-E Insulating Glass Argon Non High Altitude</b> <b>Hardware Options:</b> <b>Cam-Action Lock, 1 Lock, White, No Limited Opening Hardware, Order Sash Lift, 1 Lift, No Integrated Sensor</b> <b>Screen:</b> <b>Full Screen, Almond, InView™</b> <b>Performance Information:</b> <b>U-Factor 0.30, SHGC 0.30, VLT 0.57, CPD PEL-N-35-00514-00001, Performance Class LC, PG 40, Calculated Positive DP Rating 40, Calculated Negative DP Rating 40, FPA FL12952, STC 27, OITC 23, Clear Opening Width 26.562, Clear Opening Height 25.375, Clear Opening Area 4.68063, Egress Does not meet typical United States egress, but may comply with local code requirements</b> <b>Grille:</b> <b>No Grille,</b> <b>Wrapping Information:</b> <b>No Attachment Method, No Exterior Trim, 3 11/16", 5", Factory Applied, Manufacturer Recommended Clearance, Perimeter Length = 174".</b>		

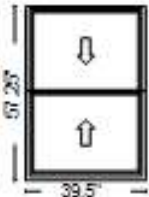


Outside View	Line #	Quote Qty	PO Qty	Description	Item Price	Ext'd Price
 <p>Diagram showing a double hung window with a frame size of 29.75" X 57.25" and a rough opening of 30.5" X 58".</p>	60	1	1	<b>Lifestyle, Double Hung, 29.75 X 57.25, Without HGP, Almond</b>  <b>1: Non-Standard Size</b> Non-Standard Size Double Hung, Equal <b>Frame Size:</b> 29 3/4 X 57 1/4 <b>Unit Type:</b> No Program <b>General Information:</b> No Package, Without Hinged Glass Panel, Clad, Pine, 5", 3 11/16", No Certification, Jambliner Color: <b>Gray</b> <b>Exterior Color / Finish:</b> <b>Standard Enduraclad, Almond</b> <b>Interior Color / Finish:</b> <b>Bright White Paint Interior</b> <b>Glass:</b> <b>Insulated Low-E</b> Advanced Low-E Insulating Glass Argon Non High Altitude <b>Hardware Options:</b> <b>Cam-Action Lock, 1 Lock, White, No Limited Opening Hardware, Order Sash Lift, 1 Lift, No Integrated Sensor</b> <b>Screen:</b> <b>Full Screen, Almond, InView™</b> <b>Performance Information:</b> <b>U-Factor 0.30, SHGC 0.30, VLT 0.57, CPD PEL-N-35-00514-00001, Performance Class LC, PG 40, Calculated Positive DP Rating 40, Calculated Negative DP Rating 40, FPA FL12952, STC 27, OITC 23, Clear Opening Width 26.562, Clear Opening Height 25.375, Clear Opening Area 4.68063, Egress Does not meet typical United States egress, but may comply with local code requirements</b> <b>Grille:</b> <b>No Grille,</b> <b>Wrapping Information:</b> <b>No Attachment Method, No Exterior Trim, 3 11/16", 5", Factory Applied, Manufacturer Recommended Clearance, Perimeter Length = 174".</b>		
	<b>Location:</b> 209 bed <b>Rough Opening:</b> 30.5" X 58" <b>Frame Size:</b> 29.75" X 57.25" <b>Final Wall Depth:</b> <b>Frame Perimeter (inches):</b> 174 <b>Assembly Type:</b> Branch Finished <b>Last Revision Date:</b>					





Outside View	Line #	Quote Qty	PO Qty	Description	Item Price	Ext'd Price
	65	1	1	<b>Lifestyle, Double Hung, 29.5 X 57.25, Without HGP, Almond</b>  <b>Location:</b> 210 bed <b>Rough Opening:</b> 30.25" X 58" <b>Frame Size:</b> 29.5" X 57.25" <b>Final Wall Depth:</b> <b>Frame Perimeter (inches):</b> 174 <b>Assembly Type:</b> Branch Finished <b>Last Revision Date:</b>		
				<b>1: Non-Standard Size Non-Standard Size Double Hung, Equal</b> <b>Frame Size:</b> 29 1/2 X 57 1/4 <b>Unit Type:</b> No Program <b>General Information:</b> No Package, Without Hinged Glass Panel, Clad, Pine, 5", 3 11/16", No Certification, Jambliner Color: <b>Gray</b> <b>Exterior Color / Finish:</b> <b>Standard Enduraclad, Almond</b> <b>Interior Color / Finish:</b> <b>Bright White Paint Interior</b> <b>Glass:</b> <b>Insulated Low-E Advanced Low-E Insulating Glass Argon Non High Altitude</b> <b>Hardware Options:</b> <b>Cam-Action Lock, 1 Lock, White, No Limited Opening Hardware, Order Sash Lift, 1 Lift, No Integrated Sensor</b> <b>Screen:</b> <b>Full Screen, Almond, InView™</b> <b>Performance Information:</b> <b>U-Factor 0.30, SHGC 0.30, VLT 0.57, CPD PEL-N-35-00514-00001, Performance Class LC, PG 40, Calculated Positive DP Rating 40, Calculated Negative DP Rating 40, FPA FL12952, STC 27, OITC 23, Clear Opening Width 26.312, Clear Opening Height 25.375, Clear Opening Area 4.636577, Egress Does not meet typical United States egress, but may comply with local code requirements</b> <b>Grille:</b> <b>No Grille,</b> <b>Wrapping Information:</b> <b>No Attachment Method, No Exterior Trim, 3 11/16", 5", Factory Applied, Manufacturer Recommended Clearance, Perimeter Length = 174".</b>		




Outside View	Line #	Quote Qty	PO Qty	Description	Item Price	Ext'd Price
	70	1	1	<b>Lifestyle, Double Hung, 39.5 X 57.25, Without HGP, Almond</b>  <b>Location:</b> 211 bed <b>Rough Opening:</b> 40.25" X 58" <b>Frame Size:</b> 39.5" X 57.25" <b>Final Wall Depth:</b> <b>Frame Perimeter (inches):</b> 194 <b>Assembly Type:</b> Branch Finished <b>Last Revision Date:</b>		
				<b>1: Non-Standard Size Non-Standard Size Double Hung, Equal</b> <b>Frame Size:</b> 39 1/2 X 57 1/4 <b>Unit Type:</b> No Program <b>General Information:</b> No Package, Without Hinged Glass Panel, Clad, Pine, 5", 3 11/16", No Certification, Jambliner Color: <b>Gray</b> <b>Exterior Color / Finish:</b> <b>Standard Enduraclad, Almond</b> <b>Interior Color / Finish:</b> <b>Bright White Paint Interior</b> <b>Glass:</b> <b>Insulated Low-E Advanced Low-E Insulating Glass Argon Non High Altitude</b> <b>Hardware Options:</b> <b>Cam-Action Lock, 2 Locks, White, No Limited Opening Hardware, Order Sash Lift, 2 Lifts, No Integrated Sensor</b> <b>Screen:</b> <b>Full Screen, Almond, InView™</b> <b>Performance Information:</b> <b>U-Factor 0.30, SHGC 0.30, VLT 0.57, CPD PEL-N-35-00514-00001, Performance Class LC, PG 30, Calculated Positive DP Rating 30, Calculated Negative DP Rating 30, FPA FL12952, STC 27, OITC 23, Clear Opening Width 36.312, Clear Opening Height 25.375, Clear Opening Area 6.398729, Egress Meets minimum clear opening and 5.7 sq.ft</b> <b>Grille:</b> <b>No Grille,</b> <b>Wrapping Information:</b> <b>No Attachment Method, No Exterior Trim, 3 11/16", 5", Factory Applied, Manufacturer Recommended Clearance, Perimeter Length = 194".</b>		



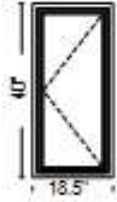
Outside View	Line #	Quote Qty	PO Qty	Description	Item Price	Ext'd Price
	75	1	1	<b>Lifestyle, Double Hung, 21.5 X 57.25, Without HGP, Almond</b>  <b>Location:</b> 212 dining <b>Rough Opening:</b> 22.25" X 58" <b>Frame Size:</b> 21.5" X 57.25" <b>Final Wall Depth:</b> <b>Frame Perimeter (inches):</b> 158 <b>Assembly Type:</b> Branch Finished <b>Last Revision Date:</b>		
<b>1: Non-Standard SizeNon-Standard Size Double Hung, Equal</b> <b>Frame Size:</b> 21 1/2 X 57 1/4 <b>Unit Type:</b> No Program <b>General Information:</b> No Package, Without Hinged Glass Panel, Clad, Pine, 5", 3 11/16", No Certification, Jambliner Color: <b>Gray</b> <b>Exterior Color / Finish:</b> <b>Standard Enduraclad, Almond</b> <b>Interior Color / Finish:</b> <b>Bright White Paint Interior</b> <b>Glass:</b> <b>Insulated Low-E Advanced Low-E Insulating Glass Argon Non High Altitude</b> <b>Hardware Options:</b> <b>Cam-Action Lock, 1 Lock, White, No Limited Opening Hardware, Order Sash Lift, 1 Lift, No Integrated Sensor</b> <b>Screen:</b> <b>Full Screen, Almond, InView™</b> <b>Performance Information:</b> <b>U-Factor 0.30, SHGC 0.30, VLT 0.57, CPD PEL-N-35-00514-00001, Performance Class LC, PG 40, Calculated Positive DP Rating 40, Calculated Negative DP Rating 40, FPA FL12952, STC 27, OITC 23, Clear Opening Width 18.312, Clear Opening Height 25.375, Clear Opening Area 3.226854, Egress Does not meet typical United States egress, but may comply with local code requirements</b> <b>Grille:</b> <b>No Grille,</b> <b>Wrapping Information:</b> <b>No Attachment Method, No Exterior Trim, 3 11/16", 5", Factory Applied, Manufacturer Recommended Clearance, Perimeter Length = 158".</b>						

Outside View	Line #	Quote Qty	PO Qty	Description	Item Price	Ext'd Price
	80	1	1	<b>Lifestyle, Sash Set, Fixed, 55.75 X 30.5, Without HGP, Almond</b>  <b>Location:</b> 213 dining <b>Rough Opening:</b> 56.5" X 31.25" <b>Frame Size:</b> 55.75" X 30.5" <b>Final Wall Depth:</b> <b>Frame Perimeter (inches):</b> 173 <b>Assembly Type:</b> Pella Assembled <b>Last Revision Date:</b>		
<b>1: Non-Standard SizeNon-Standard Size Fixed Sash Set</b> <b>Frame Size:</b> 55 3/4 X 30 1/2 <b>Unit Type:</b> No Program <b>General Information:</b> No Package, Without Hinged Glass Panel, Clad, Pine, 5", 3 11/16", No Certification <b>Exterior Color / Finish:</b> <b>Standard Enduraclad, Almond</b> <b>Interior Color / Finish:</b> <b>Bright White Paint Interior</b> <b>Glass:</b> <b>Insulated Low-E Advanced Low-E Insulating Glass Argon Non High Altitude</b> <b>Performance Information:</b> <b>U-Factor 0.27, SHGC 0.31, VLT 0.58, CPD PEL-N-229-00861-00001, Performance Class LC, PG 50, Calculated Positive DP Rating 50, Calculated Negative DP Rating 50, FPA FL20653</b> <b>Grille:</b> <b>No Grille,</b> <b>Wrapping Information:</b> <b>No Attachment Method, No Exterior Trim, 3 11/16", 5", Factory Applied, Manufacturer Recommended Clearance, Perimeter Length = 173".</b>						





Outside View	Line #	Quote Qty	PO Qty	Description	Item Price	Ext'd Price
	85	1	1	<b>Lifestyle, Double Hung, 21.5 X 57.25, Without HGP, Almond</b>  <b>Location:</b> 214 dining <b>Rough Opening:</b> 22.25" X 58" <b>Frame Size:</b> 21.5" X 57.25" <b>Final Wall Depth:</b> <b>Frame Perimeter (inches):</b> 158 <b>Assembly Type:</b> Branch Finished <b>Last Revision Date:</b>		
				<b>1: Non-Standard Size Non-Standard Size Double Hung, Equal</b> <b>Frame Size:</b> 21 1/2 X 57 1/4 <b>Unit Type:</b> No Program <b>General Information:</b> No Package, Without Hinged Glass Panel, Clad, Pine, 5", 3 11/16", No Certification, Jambliner Color: <b>Gray</b> <b>Exterior Color / Finish:</b> <b>Standard Enduraclad, Almond</b> <b>Interior Color / Finish:</b> <b>Bright White Paint Interior</b> <b>Glass:</b> <b>Insulated Low-E Advanced Low-E Insulating Glass Argon Non High Altitude</b> <b>Hardware Options:</b> <b>Cam-Action Lock, 1 Lock, White, No Limited Opening Hardware, Order Sash Lift, 1 Lift, No Integrated Sensor</b> <b>Screen:</b> <b>Full Screen, Almond, InView™</b> <b>Performance Information:</b> <b>U-Factor 0.30, SHGC 0.30, VLT 0.57, CPD PEL-N-35-00514-00001, Performance Class LC, PG 40, Calculated Positive DP Rating 40, Calculated Negative DP Rating 40, FPA FL12952, STC 27, OITC 23, Clear Opening Width 18.312, Clear Opening Height 25.375, Clear Opening Area 3.226854, Egress Does not meet typical United States egress, but may comply with local code requirements</b> <b>Grille:</b> <b>No Grille,</b> <b>Wrapping Information:</b> <b>No Attachment Method, No Exterior Trim, 3 11/16", 5", Factory Applied, Manufacturer Recommended Clearance, Perimeter Length = 158".</b>		




Outside View	Line #	Quote Qty	PO Qty	Description	Item Price	Ext'd Price
	90	1	1	<b>Lifestyle, Casement Left, 18.5 X 40, Without HGP, Almond</b>  <b>Location:</b> 215 side need leadg <b>Rough Opening:</b> 19.25" X 40.75" <b>Frame Size:</b> 18.5" X 40" <b>Final Wall Depth:</b> <b>Frame Perimeter (inches):</b> 117 <b>Assembly Type:</b> Branch Finished <b>Last Revision Date:</b>		
				<b>1: Non-Standard SizeNon-Standard Size Left Casement</b> <b>Frame Size:</b> 18 1/2 X 40 <b>Unit Type:</b> No Program <b>General Information:</b> No Package, Without Hinged Glass Panel, Clad, Pine, 5", 3 11/16", No Certification <b>Exterior Color / Finish:</b> Standard Enduraclad, Almond <b>Interior Color / Finish:</b> Bright White Paint Interior <b>Glass:</b> Insulated Low-E Advanced Low-E Insulating Glass Argon Non High Altitude <b>Hardware Options:</b> Wash Hinge Hardware, Fold-Away Crank, White, No Window Opening Control Device, No Limited Opening Hardware, No Integrated Sensor <b>Screen:</b> Full Screen, Bright White, InView™ <b>Performance Information:</b> U-Factor 0.29, SHGC 0.27, VLT 0.51, CPD PEL-N-14-00677-00001, Performance Class LC, PG 50, Calculated Positive DP Rating 50, Calculated Negative DP Rating 50, FPA FL20675, STC 25, OITC 22, Clear Opening Width 8.75, Clear Opening Height 35.875, Clear Opening Area 2.179904, Egress Does not meet typical United States egress, but may comply with local code requirements <b>Grille:</b> No Grille, <b>Wrapping Information:</b> No Attachment Method, No Exterior Trim, 3 11/16", 5", Factory Applied, Manufacturer Recommended Clearance, Perimeter Length = 117".		




Outside View	Line #	Quote Qty	PO Qty	Description	Item Price	Ext'd Price
	95	1	1	<b>Lifestyle, Casement Right, 18.5 X 40, Without HGP, Almond</b>  <b>Location:</b> 216 side need leadg <b>Rough Opening:</b> 19.25" X 40.75" <b>Frame Size:</b> 18.5" X 40" <b>Final Wall Depth:</b> <b>Frame Perimeter (inches):</b> 117 <b>Assembly Type:</b> Branch Finished <b>Last Revision Date:</b>		
<b>1: Non-Standard SizeNon-Standard Size Right Casement</b> <b>Frame Size:</b> 18 1/2 X 40 <b>Unit Type:</b> No Program <b>General Information:</b> No Package, Without Hinged Glass Panel, Clad, Pine, 5", 3 11/16", No Certification <b>Exterior Color / Finish:</b> Standard Enduraclad, Almond <b>Interior Color / Finish:</b> Bright White Paint Interior <b>Glass:</b> Insulated Low-E Advanced Low-E Insulating Glass Argon Non High Altitude <b>Hardware Options:</b> Wash Hinge Hardware, Fold-Away Crank, White, No Window Opening Control Device, No Limited Opening Hardware, No Integrated Sensor <b>Screen:</b> Full Screen, Bright White, InView™ <b>Performance Information:</b> U-Factor 0.29, SHGC 0.27, VLT 0.51, CPD PEL-N-14-00677-00001, Performance Class LC, PG 50, Calculated Positive DP Rating 50, Calculated Negative DP Rating 50, FPA FL20675, STC 25, OITC 22, Clear Opening Width 8.75, Clear Opening Height 35.875, Clear Opening Area 2.179904, Egress Does not meet typical United States egress, but may comply with local code requirements <b>Grille:</b> No Grille, <b>Wrapping Information:</b> No Attachment Method, No Exterior Trim, 3 11/16", 5", Factory Applied, Manufacturer Recommended Clearance, Perimeter Length = 117".						

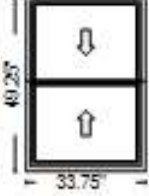
Outside View	Line #	Quote Qty	PO Qty	Description	Item Price	Ext'd Price
	100	1	1	<b>Lifestyle, Sash Set, Fixed, 19.75 X 50.5, Without HGP, Almond</b>  <b>Location:</b> 218 living leaded g <b>Rough Opening:</b> 20.5" X 51.25" <b>Frame Size:</b> 19.75" X 50.5" <b>Final Wall Depth:</b> <b>Frame Perimeter (inches):</b> 141 <b>Assembly Type:</b> Pella Assembled <b>Last Revision Date:</b>		
<b>1: Non-Standard SizeNon-Standard Size Fixed Sash Set</b> <b>Frame Size:</b> 19 3/4 X 50 1/2 <b>Unit Type:</b> No Program <b>General Information:</b> No Package, Without Hinged Glass Panel, Clad, Pine, 5", 3 11/16", No Certification <b>Exterior Color / Finish:</b> Standard Enduraclad, Almond <b>Interior Color / Finish:</b> Bright White Paint Interior <b>Glass:</b> Insulated Low-E Advanced Low-E Insulating Glass Argon Non High Altitude <b>Performance Information:</b> U-Factor 0.27, SHGC 0.31, VLT 0.58, CPD PEL-N-229-00861-00001, Performance Class LC, PG 50, Calculated Positive DP Rating 50, Calculated Negative DP Rating 50, FPA FL20653 <b>Grille:</b> No Grille, <b>Wrapping Information:</b> No Attachment Method, No Exterior Trim, 3 11/16", 5", Factory Applied, Manufacturer Recommended Clearance, Perimeter Length = 141".						



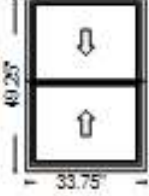
Outside View	Line #	Quote Qty	PO Qty	Description	Item Price	Ext'd Price
	105	1	1	<b>Lifestyle, Sash Set, Fixed, 19.75 X 50.5, Without HGP, Almond</b>  <b>1: Non-Standard SizeNon-Standard Size Fixed Sash Set</b> <b>Frame Size:</b> 19 3/4 X 50 1/2 <b>Unit Type:</b> No Program <b>General Information:</b> No Package, Without Hinged Glass Panel, Clad, Pine, 5", 3 11/16", No Certification <b>Exterior Color / Finish:</b> Standard Enduraclad, Almond <b>Interior Color / Finish:</b> Bright White Paint Interior <b>Glass:</b> Insulated Low-E Advanced Low-E Insulating Glass Argon Non High Altitude <b>Performance Information:</b> U-Factor 0.27, SHGC 0.31, VLT 0.58, CPD PEL-N-229-00861-00001, Performance Class LC, PG 50, Calculated Positive DP Rating 50, Calculated Negative DP Rating 50, FPA FL20653 <b>Grille:</b> No Grille, <b>Wrapping Information:</b> No Attachment Method, No Exterior Trim, 3 11/16", 5", Factory Applied, Manufacturer Recommended Clearance, Perimeter Length = 141".		
				<b>Location:</b> 219 living leaded g <b>Rough Opening:</b> 20.5" X 51.25" <b>Frame Size:</b> 19.75" X 50.5" <b>Final Wall Depth:</b> <b>Frame Perimeter (inches):</b> 141 <b>Assembly Type:</b> Pella Assembled <b>Last Revision Date:</b>		

Outside View	Line #	Quote Qty	PO Qty	Description	Item Price	Ext'd Price
	110	1	1	<b>Lifestyle, Sash Set, Fixed, 19.75 X 50.5, Without HGP, Almond</b>  <b>1: Non-Standard SizeNon-Standard Size Fixed Sash Set</b> <b>Frame Size:</b> 19 3/4 X 50 1/2 <b>Unit Type:</b> No Program <b>General Information:</b> No Package, Without Hinged Glass Panel, Clad, Pine, 5", 3 11/16", No Certification <b>Exterior Color / Finish:</b> Standard Enduraclad, Almond <b>Interior Color / Finish:</b> Bright White Paint Interior <b>Glass:</b> Insulated Tempered Low-E Advanced Low-E Insulating Glass Argon Non High Altitude <b>Performance Information:</b> U-Factor 0.27, SHGC 0.31, VLT 0.58, CPD PEL-N-229-00949-00001, Performance Class LC, PG 50, Calculated Positive DP Rating 50, Calculated Negative DP Rating 50, FPA FL20653, STC 28, OITC 24 <b>Grille:</b> No Grille, <b>Wrapping Information:</b> No Attachment Method, No Exterior Trim, 3 11/16", 5", Factory Applied, Manufacturer Recommended Clearance, Perimeter Length = 141".		
				<b>Location:</b> 220 living leaded g <b>Rough Opening:</b> 20.5" X 51.25" <b>Frame Size:</b> 19.75" X 50.5" <b>Final Wall Depth:</b> <b>Frame Perimeter (inches):</b> 141 <b>Assembly Type:</b> Pella Assembled <b>Last Revision Date:</b>		

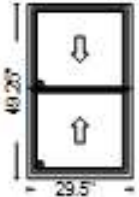


Outside View	Line #	Quote Qty	PO Qty	Description	Item Price	Ext'd Price
	115	1	1	<b>Lifestyle, Double Hung, 33.75 X 49.25, Without HGP, Almond</b>  <b>Location:</b> 102 kit <b>Rough Opening:</b> 34.5" X 50" <b>Frame Size:</b> 33.75" X 49.25" <b>Final Wall Depth:</b> <b>Frame Perimeter (inches):</b> 166 <b>Assembly Type:</b> Branch Finished <b>Last Revision Date:</b>		
				<b>1: Non-Standard Size Non-Standard Size Double Hung, Equal</b> <b>Frame Size:</b> 33 3/4 X 49 1/4 <b>Unit Type:</b> No Program <b>General Information:</b> No Package, Without Hinged Glass Panel, Clad, Pine, 5", 3 11/16", No Certification, Jambliner Color: <b>Gray</b> <b>Exterior Color / Finish:</b> <b>Standard Enduraclad, Almond</b> <b>Interior Color / Finish:</b> <b>Bright White Paint Interior</b> <b>Glass:</b> <b>Insulated Low-E Advanced Low-E Insulating Glass Argon Non High Altitude</b> <b>Hardware Options:</b> <b>Cam-Action Lock, 2 Locks, White, No Limited Opening Hardware, Order Sash Lift, 2 Lifts, No Integrated Sensor</b> <b>Screen:</b> <b>Full Screen, Almond, InView™</b> <b>Performance Information:</b> <b>U-Factor 0.30, SHGC 0.30, VLT 0.57, CPD PEL-N-35-00514-00001, Performance Class LC, PG 35, Calculated Positive DP Rating 35, Calculated Negative DP Rating 35, FPA FL12952, STC 27, OITC 23, Clear Opening Width 30.562, Clear Opening Height 21.375, Clear Opening Area 4.536547, Egress Does not meet typical United States egress, but may comply with local code requirements</b> <b>Grille:</b> <b>No Grille,</b> <b>Wrapping Information:</b> <b>No Attachment Method, No Exterior Trim, 3 11/16", 5", Factory Applied, Manufacturer Recommended Clearance, Perimeter Length = 166".</b>		

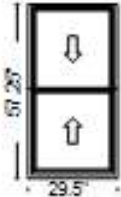


Outside View	Line #	Quote Qty	PO Qty	Description	Item Price	Ext'd Price
	120	1	1	<b>Lifestyle, Double Hung, 33.75 X 49.25, Without HGP, Almond</b>  <b>1: Non-Standard Size</b> Non-Standard Size Double Hung, Equal <b>Frame Size:</b> 33 3/4 X 49 1/4 <b>Unit Type:</b> No Program <b>General Information:</b> No Package, Without Hinged Glass Panel, Clad, Pine, 5", 3 11/16", No Certification, Jambliner Color: <b>Gray</b> Exterior Color / Finish: <b>Standard Enduraclad, Almond</b> Interior Color / Finish: <b>Bright White Paint Interior</b> Glass: <b>Insulated Low-E Advanced Low-E Insulating Glass Argon Non High Altitude</b> Hardware Options: <b>Cam-Action Lock, 2 Locks, White, No Limited Opening Hardware, Order Sash Lift, 2 Lifts, No Integrated Sensor</b> Screen: <b>Full Screen, Almond, InView™</b> Performance Information: <b>U-Factor 0.30, SHGC 0.30, VLT 0.57, CPD PEL-N-35-00514-00001, Performance Class LC, PG 35, Calculated Positive DP Rating 35, Calculated Negative DP Rating 35, FPA FL12952, STC 27, OITC 23, Clear Opening Width 30.562, Clear Opening Height 21.375, Clear Opening Area 4.536547, Egress Does not meet typical United States egress, but may comply with local code requirements</b> Grille: <b>No Grille,</b> Wrapping Information: <b>No Attachment Method, No Exterior Trim, 3 11/16", 5", Factory Applied, Manufacturer Recommended Clearance, Perimeter Length = 166".</b>		
	<b>Location:</b> 103 kit					
	<b>Rough Opening:</b> 34.5" X 50"					
	<b>Frame Size:</b> 33.75" X 49.25"					
	<b>Final Wall Depth:</b>					
	<b>Frame Perimeter (inches):</b> 166					
	<b>Assembly Type:</b> Branch Finished					
	<b>Last Revision Date:</b>					

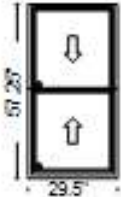


Outside View	Line #	Quote Qty	PO Qty	Description	Item Price	Ext'd Price
	125	1	1	<b>Lifestyle, Double Hung, 29.5 X 49.25, Without HGP, Almond</b>  <b>Location:</b> 104 bath <b>Rough Opening:</b> 30.25" X 50" <b>Frame Size:</b> 29.5" X 49.25" <b>Final Wall Depth:</b> <b>Frame Perimeter (inches):</b> 158 <b>Assembly Type:</b> Branch Finished <b>Last Revision Date:</b>		
				<b>1: Non-Standard Size Non-Standard Size Double Hung, Equal</b> <b>Frame Size:</b> 29 1/2 X 49 1/4 <b>Unit Type:</b> No Program <b>General Information:</b> No Package, Without Hinged Glass Panel, Clad, Pine, 5", 3 11/16", No Certification, Jambliner Color: <b>Gray</b> <b>Exterior Color / Finish:</b> <b>Standard Enduraclad, Almond</b> <b>Interior Color / Finish:</b> <b>Bright White Paint Interior</b> <b>Glass:</b> <b>Insulated Tempered Low-E Advanced Low-E Insulating Glass Argon Non High Altitude</b> <b>Hardware Options:</b> <b>Cam-Action Lock, 1 Lock, White, No Limited Opening Hardware, Order Sash Lift, 1 Lift, No Integrated Sensor</b> <b>Screen:</b> <b>Full Screen, Almond, InView™</b> <b>Performance Information:</b> <b>U-Factor 0.30, SHGC 0.30, VLT 0.56, CPD PEL-N-35-00517-00001, Performance Class LC, PG 40, Calculated Positive DP Rating 40, Calculated Negative DP Rating 40, FPA FL12952, STC 27, OITC 23, Clear Opening Width 26.312, Clear Opening Height 21.375, Clear Opening Area 3.905688, Egress Does not meet typical United States egress, but may comply with local code requirements</b> <b>Grille:</b> <b>No Grille,</b> <b>Wrapping Information:</b> <b>No Attachment Method, No Exterior Trim, 3 11/16", 5", Factory Applied, Manufacturer Recommended Clearance, Perimeter Length = 158".</b>		

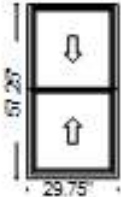


Outside View	Line #	Quote Qty	PO Qty	Description	Item Price	Ext'd Price
	130	1	1	<b>Lifestyle, Double Hung, 29.5 X 57.25, Without HGP, Almond</b>  <b>Location:</b> 105 bed <b>Rough Opening:</b> 30.25" X 58" <b>Frame Size:</b> 29.5" X 57.25" <b>Final Wall Depth:</b> <b>Frame Perimeter (inches):</b> 174 <b>Assembly Type:</b> Branch Finished <b>Last Revision Date:</b>		
				<b>1: Non-Standard Size Non-Standard Size Double Hung, Equal</b> <b>Frame Size:</b> 29 1/2 X 57 1/4 <b>Unit Type:</b> No Program <b>General Information:</b> No Package, Without Hinged Glass Panel, Clad, Pine, 5", 3 11/16", No Certification, Jambliner Color: <b>Gray</b> <b>Exterior Color / Finish:</b> <b>Standard Enduraclad, Almond</b> <b>Interior Color / Finish:</b> <b>Bright White Paint Interior</b> <b>Glass:</b> <b>Insulated Low-E Advanced Low-E Insulating Glass Argon Non High Altitude</b> <b>Hardware Options:</b> <b>Cam-Action Lock, 1 Lock, White, No Limited Opening Hardware, Order Sash Lift, 1 Lift, No Integrated Sensor</b> <b>Screen:</b> <b>Full Screen, Almond, InView™</b> <b>Performance Information:</b> <b>U-Factor 0.30, SHGC 0.30, VLT 0.57, CPD PEL-N-35-00514-00001, Performance Class LC, PG 40, Calculated Positive DP Rating 40, Calculated Negative DP Rating 40, FPA FL12952, STC 27, OITC 23, Clear Opening Width 26.312, Clear Opening Height 25.375, Clear Opening Area 4.636577, Egress Does not meet typical United States egress, but may comply with local code requirements</b> <b>Grille:</b> <b>No Grille,</b> <b>Wrapping Information:</b> <b>No Attachment Method, No Exterior Trim, 3 11/16", 5", Factory Applied, Manufacturer Recommended Clearance, Perimeter Length = 174".</b>		

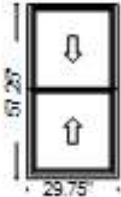


Outside View	Line #	Quote Qty	PO Qty	Description	Item Price	Ext'd Price
	135	1	1	<b>Lifestyle, Double Hung, 29.5 X 57.25, Without HGP, Almond</b>  <b>Location:</b> 106 bed <b>Rough Opening:</b> 30.25" X 58" <b>Frame Size:</b> 29.5" X 57.25" <b>Final Wall Depth:</b> <b>Frame Perimeter (inches):</b> 174 <b>Assembly Type:</b> Branch Finished <b>Last Revision Date:</b>		
				<b>1: Non-Standard Size Non-Standard Size Double Hung, Equal</b> <b>Frame Size:</b> 29 1/2 X 57 1/4 <b>Unit Type:</b> No Program <b>General Information:</b> No Package, Without Hinged Glass Panel, Clad, Pine, 5", 3 11/16", No Certification, Jambliner Color: <b>Gray</b> <b>Exterior Color / Finish:</b> <b>Standard Enduraclad, Almond</b> <b>Interior Color / Finish:</b> <b>Bright White Paint Interior</b> <b>Glass:</b> <b>Insulated Tempered Low-E Advanced Low-E Insulating Glass Argon Non High Altitude</b> <b>Hardware Options:</b> <b>Cam-Action Lock, 1 Lock, White, No Limited Opening Hardware, Order Sash Lift, 1 Lift, No Integrated Sensor</b> <b>Screen:</b> <b>Full Screen, Almond, InView™</b> <b>Performance Information:</b> <b>U-Factor 0.30, SHGC 0.30, VLT 0.56, CPD PEL-N-35-00517-00001, Performance Class LC, PG 40, Calculated Positive DP Rating 40, Calculated Negative DP Rating 40, FPA FL12952, STC 27, OITC 23, Clear Opening Width 26.312, Clear Opening Height 25.375, Clear Opening Area 4.636577, Egress Does not meet typical United States egress, but may comply with local code requirements</b> <b>Grille:</b> <b>No Grille,</b> <b>Wrapping Information:</b> <b>No Attachment Method, No Exterior Trim, 3 11/16", 5", Factory Applied, Manufacturer Recommended Clearance, Perimeter Length = 174".</b>		

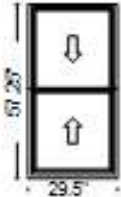


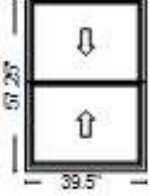
Outside View	Line #	Quote Qty	PO Qty	Description	Item Price	Ext'd Price
	140	1	1	<b>Lifestyle, Double Hung, 29.75 X 57.25, Without HGP, Almond</b>  <b>Location:</b> 107 bed <b>Rough Opening:</b> 30.5" X 58" <b>Frame Size:</b> 29.75" X 57.25" <b>Final Wall Depth:</b> <b>Frame Perimeter (inches):</b> 174 <b>Assembly Type:</b> Branch Finished <b>Last Revision Date:</b>		
				<b>1: Non-Standard Size Non-Standard Size Double Hung, Equal</b> <b>Frame Size:</b> 29 3/4 X 57 1/4 <b>Unit Type:</b> No Program <b>General Information:</b> No Package, Without Hinged Glass Panel, Clad, Pine, 5", 3 11/16", No Certification, Jambliner Color: <b>Gray</b> <b>Exterior Color / Finish:</b> <b>Standard Enduraclad, Almond</b> <b>Interior Color / Finish:</b> <b>Bright White Paint Interior</b> <b>Glass:</b> <b>Insulated Low-E Advanced Low-E Insulating Glass Argon Non High Altitude</b> <b>Hardware Options:</b> <b>Cam-Action Lock, 1 Lock, White, No Limited Opening Hardware, Order Sash Lift, 1 Lift, No Integrated Sensor</b> <b>Screen:</b> <b>Full Screen, Almond, InView™</b> <b>Performance Information:</b> <b>U-Factor 0.30, SHGC 0.30, VLT 0.57, CPD PEL-N-35-00514-00001, Performance Class LC, PG 40, Calculated Positive DP Rating 40, Calculated Negative DP Rating 40, FPA FL12952, STC 27, OITC 23, Clear Opening Width 26.562, Clear Opening Height 25.375, Clear Opening Area 4.68063, Egress Does not meet typical United States egress, but may comply with local code requirements</b> <b>Grille:</b> <b>No Grille,</b> <b>Wrapping Information:</b> <b>No Attachment Method, No Exterior Trim, 3 11/16", 5", Factory Applied, Manufacturer Recommended Clearance, Perimeter Length = 174".</b>		




Outside View	Line #	Quote Qty	PO Qty	Description	Item Price	Ext'd Price
	145	1	1	<b>Lifestyle, Double Hung, 29.75 X 57.25, Without HGP, Almond</b>  <b>Location:</b> 108 bed <b>Rough Opening:</b> 30.5" X 58" <b>Frame Size:</b> 29.75" X 57.25" <b>Final Wall Depth:</b> <b>Frame Perimeter (inches):</b> 174 <b>Assembly Type:</b> Branch Finished <b>Last Revision Date:</b>		
				<b>1: Non-Standard Size Non-Standard Size Double Hung, Equal</b> <b>Frame Size:</b> 29 3/4 X 57 1/4 <b>Unit Type:</b> No Program <b>General Information:</b> No Package, Without Hinged Glass Panel, Clad, Pine, 5", 3 11/16", No Certification, Jambliner Color: <b>Gray</b> <b>Exterior Color / Finish:</b> <b>Standard Enduraclad, Almond</b> <b>Interior Color / Finish:</b> <b>Bright White Paint Interior</b> <b>Glass:</b> <b>Insulated Low-E Advanced Low-E Insulating Glass Argon Non High Altitude</b> <b>Hardware Options:</b> <b>Cam-Action Lock, 1 Lock, White, No Limited Opening Hardware, Order Sash Lift, 1 Lift, No Integrated Sensor</b> <b>Screen:</b> <b>Full Screen, Almond, InView™</b> <b>Performance Information:</b> <b>U-Factor 0.30, SHGC 0.30, VLT 0.57, CPD PEL-N-35-00514-00001, Performance Class LC, PG 40, Calculated Positive DP Rating 40, Calculated Negative DP Rating 40, FPA FL12952, STC 27, OITC 23, Clear Opening Width 26.562, Clear Opening Height 25.375, Clear Opening Area 4.68063, Egress Does not meet typical United States egress, but may comply with local code requirements</b> <b>Grille:</b> <b>No Grille,</b> <b>Wrapping Information:</b> <b>No Attachment Method, No Exterior Trim, 3 11/16", 5", Factory Applied, Manufacturer Recommended Clearance, Perimeter Length = 174".</b>		





Outside View	Line #	Quote Qty	PO Qty	Description	Item Price	Ext'd Price
	150	1	1	<b>Lifestyle, Double Hung, 29.5 X 57.25, Without HGP, Almond</b>  <b>Location:</b> 109 bed <b>Rough Opening:</b> 30.25" X 58" <b>Frame Size:</b> 29.5" X 57.25" <b>Final Wall Depth:</b> <b>Frame Perimeter (inches):</b> 174 <b>Assembly Type:</b> Branch Finished <b>Last Revision Date:</b>		
				<b>1: Non-Standard Size Non-Standard Size Double Hung, Equal Frame Size:</b> 29 1/2 X 57 1/4 <b>Unit Type:</b> No Program <b>General Information:</b> No Package, Without Hinged Glass Panel, Clad, Pine, 5", 3 11/16", No Certification, Jambliner Color: <b>Gray</b> <b>Exterior Color / Finish:</b> <b>Standard Enduraclad, Almond</b> <b>Interior Color / Finish:</b> <b>Bright White Paint Interior</b> <b>Glass:</b> <b>Insulated Low-E Advanced Low-E Insulating Glass Argon Non High Altitude</b> <b>Hardware Options:</b> <b>Cam-Action Lock, 1 Lock, White, No Limited Opening Hardware, Order Sash Lift, 1 Lift, No Integrated Sensor</b> <b>Screen:</b> <b>Full Screen, Almond, InView™</b> <b>Performance Information:</b> <b>U-Factor 0.30, SHGC 0.30, VLT 0.57, CPD PEL-N-35-00514-00001, Performance Class LC, PG 40, Calculated Positive DP Rating 40, Calculated Negative DP Rating 40, FPA FL12952, STC 27, OITC 23, Clear Opening Width 26.312, Clear Opening Height 25.375, Clear Opening Area 4.636577, Egress Does not meet typical United States egress, but may comply with local code requirements</b> <b>Grille:</b> <b>No Grille,</b> <b>Wrapping Information:</b> <b>No Attachment Method, No Exterior Trim, 3 11/16", 5", Factory Applied, Manufacturer Recommended Clearance, Perimeter Length = 174".</b>		

Outside View	Line #	Quote Qty	PO Qty	Description	Item Price	Ext'd Price
	155	1	1	<b>Lifestyle, Double Hung, 39.5 X 57.25, Without HGP, Almond</b>  <b>Location:</b> 110 bed <b>Rough Opening:</b> 40.25" X 58" <b>Frame Size:</b> 39.5" X 57.25" <b>Final Wall Depth:</b> <b>Frame Perimeter (inches):</b> 194 <b>Assembly Type:</b> Branch Finished <b>Last Revision Date:</b>		
				<b>1: Non-Standard Size Non-Standard Size Double Hung, Equal</b> <b>Frame Size:</b> 39 1/2 X 57 1/4 <b>Unit Type:</b> No Program <b>General Information:</b> No Package, Without Hinged Glass Panel, Clad, Pine, 5", 3 11/16", No Certification, Jambliner Color: <b>Gray</b> <b>Exterior Color / Finish:</b> <b>Standard Enduraclad, Almond</b> <b>Interior Color / Finish:</b> <b>Bright White Paint Interior</b> <b>Glass:</b> <b>Insulated Low-E Advanced Low-E Insulating Glass Argon Non High Altitude</b> <b>Hardware Options:</b> <b>Cam-Action Lock, 2 Locks, White, No Limited Opening Hardware, Order Sash Lift, 2 Lifts, No Integrated Sensor</b> <b>Screen:</b> <b>Full Screen, Almond, InView™</b> <b>Performance Information:</b> <b>U-Factor 0.30, SHGC 0.30, VLT 0.57, CPD PEL-N-35-00514-00001, Performance Class LC, PG 30, Calculated Positive DP Rating 30, Calculated Negative DP Rating 30, FPA FL12952, STC 27, OITC 23, Clear Opening Width 36.312, Clear Opening Height 25.375, Clear Opening Area 6.398729, Egress Meets minimum clear opening and 5.7 sq.ft</b> <b>Grille:</b> <b>No Grille,</b> <b>Wrapping Information:</b> <b>No Attachment Method, No Exterior Trim, 3 11/16", 5", Factory Applied, Manufacturer Recommended Clearance, Perimeter Length = 194".</b>		

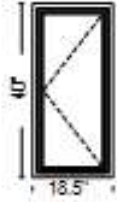



Outside View	Line #	Quote Qty	PO Qty	Description	Item Price	Ext'd Price
	160	1	1	<b>Lifestyle, Double Hung, 21.5 X 57.25, Without HGP, Almond</b>  <b>Location:</b> 111 dining <b>Rough Opening:</b> 22.25" X 58" <b>Frame Size:</b> 21.5" X 57.25" <b>Final Wall Depth:</b> <b>Frame Perimeter (inches):</b> 158 <b>Assembly Type:</b> Branch Finished <b>Last Revision Date:</b>		
<b>1: Non-Standard SizeNon-Standard Size Double Hung, Equal</b> <b>Frame Size:</b> 21 1/2 X 57 1/4 <b>Unit Type:</b> No Program <b>General Information:</b> No Package, Without Hinged Glass Panel, Clad, Pine, 5", 3 11/16", No Certification, Jambliner Color: <b>Gray</b> <b>Exterior Color / Finish:</b> <b>Standard Enduraclad, Almond</b> <b>Interior Color / Finish:</b> <b>Bright White Paint Interior</b> <b>Glass:</b> <b>Insulated Low-E Advanced Low-E Insulating Glass Argon Non High Altitude</b> <b>Hardware Options:</b> <b>Cam-Action Lock, 1 Lock, White, No Limited Opening Hardware, Order Sash Lift, 1 Lift, No Integrated Sensor</b> <b>Screen:</b> <b>Full Screen, Almond, InView™</b> <b>Performance Information:</b> <b>U-Factor 0.30, SHGC 0.30, VLT 0.57, CPD PEL-N-35-00514-00001, Performance Class LC, PG 40, Calculated Positive DP Rating 40, Calculated Negative DP Rating 40, FPA FL12952, STC 27, OITC 23, Clear Opening Width 18.312, Clear Opening Height 25.375, Clear Opening Area 3.226854, Egress Does not meet typical United States egress, but may comply with local code requirements</b> <b>Grille:</b> <b>No Grille,</b> <b>Wrapping Information:</b> <b>No Attachment Method, No Exterior Trim, 3 11/16", 5", Factory Applied, Manufacturer Recommended Clearance, Perimeter Length = 158".</b>						


Outside View	Line #	Quote Qty	PO Qty	Description	Item Price	Ext'd Price
	165	1	1	<b>Lifestyle, Sash Set, Fixed, 55.75 X 30.5, Without HGP, Almond</b>  <b>Location:</b> 112 dining <b>Rough Opening:</b> 56.5" X 31.25" <b>Frame Size:</b> 55.75" X 30.5" <b>Final Wall Depth:</b> <b>Frame Perimeter (inches):</b> 173 <b>Assembly Type:</b> Pella Assembled <b>Last Revision Date:</b>		
<b>1: Non-Standard SizeNon-Standard Size Fixed Sash Set</b> <b>Frame Size:</b> 55 3/4 X 30 1/2 <b>Unit Type:</b> No Program <b>General Information:</b> No Package, Without Hinged Glass Panel, Clad, Pine, 5", 3 11/16", No Certification <b>Exterior Color / Finish:</b> <b>Standard Enduraclad, Almond</b> <b>Interior Color / Finish:</b> <b>Bright White Paint Interior</b> <b>Glass:</b> <b>Insulated Low-E Advanced Low-E Insulating Glass Argon Non High Altitude</b> <b>Performance Information:</b> <b>U-Factor 0.27, SHGC 0.31, VLT 0.58, CPD PEL-N-229-00861-00001, Performance Class LC, PG 50, Calculated Positive DP Rating 50, Calculated Negative DP Rating 50, FPA FL20653</b> <b>Grille:</b> <b>No Grille,</b> <b>Wrapping Information:</b> <b>No Attachment Method, No Exterior Trim, 3 11/16", 5", Factory Applied, Manufacturer Recommended Clearance, Perimeter Length = 173".</b>						

Outside View	Line #	Quote Qty	PO Qty	Description	Item Price	Ext'd Price
	170	1	1	<b>Lifestyle, Double Hung, 21.5 X 57.25, Without HGP, Almond</b>  <b>Location:</b> 113 dining <b>Rough Opening:</b> 22.25" X 58" <b>Frame Size:</b> 21.5" X 57.25" <b>Final Wall Depth:</b> <b>Frame Perimeter (inches):</b> 158 <b>Assembly Type:</b> Branch Finished <b>Last Revision Date:</b>		
				<b>1: Non-Standard Size Non-Standard Size Double Hung, Equal</b> <b>Frame Size:</b> 21 1/2 X 57 1/4 <b>Unit Type:</b> No Program <b>General Information:</b> No Package, Without Hinged Glass Panel, Clad, Pine, 5", 3 11/16", No Certification, Jambliner Color: <b>Gray</b> <b>Exterior Color / Finish:</b> <b>Standard Enduraclad, Almond</b> <b>Interior Color / Finish:</b> <b>Bright White Paint Interior</b> <b>Glass:</b> <b>Insulated Low-E Advanced Low-E Insulating Glass Argon Non High Altitude</b> <b>Hardware Options:</b> <b>Cam-Action Lock, 1 Lock, White, No Limited Opening Hardware, Order Sash Lift, 1 Lift, No Integrated Sensor</b> <b>Screen:</b> <b>Full Screen, Almond, InView™</b> <b>Performance Information:</b> <b>U-Factor 0.30, SHGC 0.30, VLT 0.57, CPD PEL-N-35-00514-00001, Performance Class LC, PG 40, Calculated Positive DP Rating 40, Calculated Negative DP Rating 40, FPA FL12952, STC 27, OITC 23, Clear Opening Width 18.312, Clear Opening Height 25.375, Clear Opening Area 3.226854, Egress Does not meet typical United States egress, but may comply with local code requirements</b> <b>Grille:</b> <b>No Grille,</b> <b>Wrapping Information:</b> <b>No Attachment Method, No Exterior Trim, 3 11/16", 5", Factory Applied, Manufacturer Recommended Clearance, Perimeter Length = 158".</b>		





Outside View	Line #	Quote Qty	PO Qty	Description	Item Price	Ext'd Price
	175	1	1	<b>Lifestyle, Casement Left, 18.5 X 40, Without HGP, Almond</b>		
	<b>Location:</b> 114 Living <b>Rough Opening:</b> 19.25" X 40.75" <b>Frame Size:</b> 18.5" X 40" <b>Final Wall Depth:</b> <b>Frame Perimeter (inches):</b> 117 <b>Assembly Type:</b> Branch Finished <b>Last Revision Date:</b>			<b>1: Non-Standard SizeNon-Standard Size Left Casement</b> <b>Frame Size:</b> 18 1/2 X 40 <b>Unit Type:</b> No Program <b>General Information:</b> No Package, Without Hinged Glass Panel, Clad, Pine, 5", 3 11/16", No Certification <b>Exterior Color / Finish:</b> Standard Enduraclad, Almond <b>Interior Color / Finish:</b> Bright White Paint Interior <b>Glass:</b> Insulated Low-E Advanced Low-E Insulating Glass Argon Non High Altitude <b>Hardware Options:</b> Wash Hinge Hardware, Fold-Away Crank, White, No Window Opening Control Device, No Limited Opening Hardware, No Integrated Sensor <b>Screen:</b> Full Screen, Bright White, InView™ <b>Performance Information:</b> U-Factor 0.29, SHGC 0.27, VLT 0.51, CPD PEL-N-14-00677-00001, Performance Class LC, PG 50, Calculated Positive DP Rating 50, Calculated Negative DP Rating 50, FPA FL20675, STC 25, OITC 22, Clear Opening Width 8.75, Clear Opening Height 35.875, Clear Opening Area 2.179904, Egress Does not meet typical United States egress, but may comply with local code requirements <b>Grille:</b> No Grille, <b>Wrapping Information:</b> No Attachment Method, No Exterior Trim, 3 11/16", 5", Factory Applied, Manufacturer Recommended Clearance, Perimeter Length = 117".		

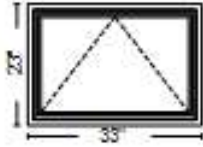
Outside View	Line #	Quote Qty	PO Qty	Description	Item Price	Ext'd Price
	180	1	1	<b>Lifestyle, Casement Right, 18.5 X 40, Without HGP, Almond</b>  <b>Location:</b> 115 Living <b>Rough Opening:</b> 19.25" X 40.75" <b>Frame Size:</b> 18.5" X 40" <b>Final Wall Depth:</b> <b>Frame Perimeter (inches):</b> 117 <b>Assembly Type:</b> Branch Finished <b>Last Revision Date:</b>		
<b>1: Non-Standard SizeNon-Standard Size Right Casement</b> <b>Frame Size:</b> 18 1/2 X 40 <b>Unit Type:</b> No Program <b>General Information:</b> No Package, Without Hinged Glass Panel, Clad, Pine, 5", 3 11/16", No Certification <b>Exterior Color / Finish:</b> Standard Enduraclad, Almond <b>Interior Color / Finish:</b> Bright White Paint Interior <b>Glass:</b> Insulated Low-E Advanced Low-E Insulating Glass Argon Non High Altitude <b>Hardware Options:</b> Wash Hinge Hardware, Fold-Away Crank, White, No Window Opening Control Device, No Limited Opening Hardware, No Integrated Sensor <b>Screen:</b> Full Screen, Bright White, InView™ <b>Performance Information:</b> U-Factor 0.29, SHGC 0.27, VLT 0.51, CPD PEL-N-14-00677-00001, Performance Class LC, PG 50, Calculated Positive DP Rating 50, Calculated Negative DP Rating 50, FPA FL20675, STC 25, OITC 22, Clear Opening Width 8.75, Clear Opening Height 35.875, Clear Opening Area 2.179904, Egress Does not meet typical United States egress, but may comply with local code requirements <b>Grille:</b> No Grille, <b>Wrapping Information:</b> No Attachment Method, No Exterior Trim, 3 11/16", 5", Factory Applied, Manufacturer Recommended Clearance, Perimeter Length = 117".						

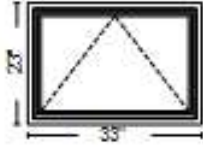
Outside View	Line #	Quote Qty	PO Qty	Description	Item Price	Ext'd Price
	185	1	1	<b>Lifestyle, Sash Set, Fixed, 19.75 X 50.5, Without HGP, Almond</b>  <b>Location:</b> 117 living leaded g <b>Rough Opening:</b> 20.5" X 51.25" <b>Frame Size:</b> 19.75" X 50.5" <b>Final Wall Depth:</b> <b>Frame Perimeter (inches):</b> 141 <b>Assembly Type:</b> Pella Assembled <b>Last Revision Date:</b>		
<b>1: Non-Standard SizeNon-Standard Size Fixed Sash Set</b> <b>Frame Size:</b> 19 3/4 X 50 1/2 <b>Unit Type:</b> No Program <b>General Information:</b> No Package, Without Hinged Glass Panel, Clad, Pine, 5", 3 11/16", No Certification <b>Exterior Color / Finish:</b> Standard Enduraclad, Almond <b>Interior Color / Finish:</b> Bright White Paint Interior <b>Glass:</b> Insulated Low-E Advanced Low-E Insulating Glass Argon Non High Altitude <b>Performance Information:</b> U-Factor 0.27, SHGC 0.31, VLT 0.58, CPD PEL-N-229-00861-00001, Performance Class LC, PG 50, Calculated Positive DP Rating 50, Calculated Negative DP Rating 50, FPA FL20653 <b>Grille:</b> No Grille, <b>Wrapping Information:</b> No Attachment Method, No Exterior Trim, 3 11/16", 5", Factory Applied, Manufacturer Recommended Clearance, Perimeter Length = 141".						



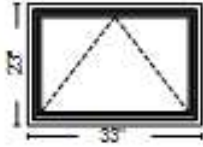
Outside View	Line #	Quote Qty	PO Qty	Description	Item Price	Ext'd Price
	190	1	1	<b>Lifestyle, Sash Set, Fixed, 19.75 X 50.5, Without HGP, Almond</b>  <b>1: Non-Standard SizeNon-Standard Size Fixed Sash Set</b> <b>Frame Size:</b> 19 3/4 X 50 1/2 <b>Unit Type:</b> No Program <b>General Information:</b> No Package, Without Hinged Glass Panel, Clad, Pine, 5", 3 11/16", No Certification <b>Exterior Color / Finish:</b> Standard Enduraclad, Almond <b>Interior Color / Finish:</b> Bright White Paint Interior <b>Glass:</b> Insulated Low-E Advanced Low-E Insulating Glass Argon Non High Altitude <b>Performance Information:</b> U-Factor 0.27, SHGC 0.31, VLT 0.58, CPD PEL-N-229-00861-00001, Performance Class LC, PG 50, Calculated Positive DP Rating 50, Calculated Negative DP Rating 50, FPA FL20653 <b>Grille:</b> No Grille, <b>Wrapping Information:</b> No Attachment Method, No Exterior Trim, 3 11/16", 5", Factory Applied, Manufacturer Recommended Clearance, Perimeter Length = 141".		
				<b>Location:</b> 118 living leaded g <b>Rough Opening:</b> 20.5" X 51.25" <b>Frame Size:</b> 19.75" X 50.5" <b>Final Wall Depth:</b> <b>Frame Perimeter (inches):</b> 141 <b>Assembly Type:</b> Pella Assembled <b>Last Revision Date:</b>		

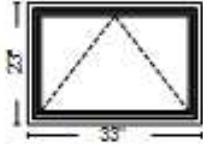
Outside View	Line #	Quote Qty	PO Qty	Description	Item Price	Ext'd Price
	195	1	1	<b>Lifestyle, Sash Set, Fixed, 19.75 X 50.5, Without HGP, Almond</b>  <b>1: Non-Standard SizeNon-Standard Size Fixed Sash Set</b> <b>Frame Size:</b> 19 3/4 X 50 1/2 <b>Unit Type:</b> No Program <b>General Information:</b> No Package, Without Hinged Glass Panel, Clad, Pine, 5", 3 11/16", No Certification <b>Exterior Color / Finish:</b> Standard Enduraclad, Almond <b>Interior Color / Finish:</b> Bright White Paint Interior <b>Glass:</b> Insulated Low-E Advanced Low-E Insulating Glass Argon Non High Altitude <b>Performance Information:</b> U-Factor 0.27, SHGC 0.31, VLT 0.58, CPD PEL-N-229-00861-00001, Performance Class LC, PG 50, Calculated Positive DP Rating 50, Calculated Negative DP Rating 50, FPA FL20653 <b>Grille:</b> No Grille, <b>Wrapping Information:</b> No Attachment Method, No Exterior Trim, 3 11/16", 5", Factory Applied, Manufacturer Recommended Clearance, Perimeter Length = 141".		
				<b>Location:</b> 119 living leaded g <b>Rough Opening:</b> 20.5" X 51.25" <b>Frame Size:</b> 19.75" X 50.5" <b>Final Wall Depth:</b> <b>Frame Perimeter (inches):</b> 141 <b>Assembly Type:</b> Pella Assembled <b>Last Revision Date:</b>		

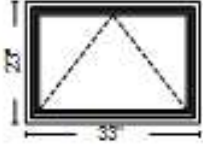
Outside View	Line #	Quote Qty	PO Qty	Description	Item Price	Ext'd Price
	200	1	1	<b>Lifestyle, Awning, Vent, 33 X 23, Without HGP, Almond</b>		
<b>Location:</b> Basement 001-008 <b>Rough Opening:</b> 33.75" X 23.75" <b>Frame Size:</b> 33" X 23" <b>Final Wall Depth:</b> <b>Frame Perimeter (inches):</b> 112 <b>Assembly Type:</b> Branch Finished <b>Last Revision Date:</b>				<b>1: Non-Standard SizeNon-Standard Size Vent Awning</b> <b>Frame Size:</b> 33 X 23 <b>General Information:</b> No Package, Without Hinged Glass Panel, Clad, Pine, 5", 3 11/16", No Certification <b>Exterior Color / Finish:</b> Standard Enduraclad, Almond <b>Interior Color / Finish:</b> Bright White Paint Interior <b>Glass:</b> Insulated Low-E Advanced Low-E Insulating Glass Argon Non High Altitude <b>Hardware Options:</b> Large Awning Hardware, Fold-Away Crank, White, No Limited Opening Hardware, No Integrated Sensor, Sill <b>Screen:</b> Full Screen, Bright White, InView™ <b>Performance Information:</b> U-Factor 0.29, SHGC 0.27, VLT 0.51, CPD PEL-N-37-00714-00001, Performance Class LC, PG 30, Calculated Positive DP Rating 30, Calculated Negative DP Rating 30, FPA FL20532, STC 25, OITC 22, Egress Not Applicable <b>Grille:</b> No Grille, <b>Wrapping Information:</b> No Attachment Method, No Exterior Trim, 3 11/16", 5", Factory Applied, Manufacturer Recommended Clearance, Perimeter Length = 112".		

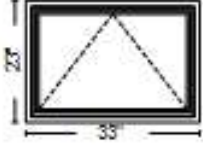
Outside View	Line #	Quote Qty	PO Qty	Description	Item Price	Ext'd Price
	205	1	1	<b>Lifestyle, Awning, Vent, 33 X 23, Without HGP, Almond</b>		
	<b>Location:</b> Basement 001-008					
	<b>Rough Opening:</b> 33.75" X 23.75"			<b>1: Non-Standard SizeNon-Standard Size Vent Awning</b>		
	<b>Frame Size:</b> 33" X 23"			<b>Frame Size:</b> 33 X 23		
	<b>Final Wall Depth:</b>			<b>General Information:</b> No Package, Without Hinged Glass Panel, Clad, Pine, 5", 3 11/16", No Certification		
	<b>Frame Perimeter (inches):</b> 112			<b>Exterior Color / Finish:</b> Standard Enduraclad, Almond		
	<b>Assembly Type:</b> Branch Finished			<b>Interior Color / Finish:</b> Bright White Paint Interior		
	<b>Last Revision Date:</b>			<b>Glass:</b> Insulated Low-E Advanced Low-E Insulating Glass Argon Non High Altitude		
				<b>Hardware Options:</b> Large Awning Hardware, Fold-Away Crank, White, No Limited Opening Hardware, No Integrated Sensor, Sill		
				<b>Screen:</b> Full Screen, Bright White, InView™		
				<b>Performance Information:</b> U-Factor 0.29, SHGC 0.27, VLT 0.51, CPD PEL-N-37-00714-00001, Performance Class LC, PG 30, Calculated Positive DP Rating 30, Calculated Negative DP Rating 30, FPA FL20532, STC 25, OITC 22, Egress Not Applicable		
				<b>Grille:</b> No Grille,		
				<b>Wrapping Information:</b> No Attachment Method, No Exterior Trim, 3 11/16", 5", Factory Applied, Manufacturer Recommended Clearance, Perimeter Length = 112".		



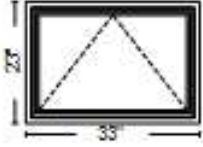
Outside View	Line #	Quote Qty	PO Qty	Description	Item Price	Ext'd Price
	210	1	1	<b>Lifestyle, Awning, Vent, 33 X 23, Without HGP, Almond</b>		
	<b>Location:</b> Basement 001-008 <b>Rough Opening:</b> 33.75" X 23.75" <b>Frame Size:</b> 33" X 23" <b>Final Wall Depth:</b> <b>Frame Perimeter (inches):</b> 112 <b>Assembly Type:</b> Branch Finished <b>Last Revision Date:</b>			<b>1: Non-Standard SizeNon-Standard Size Vent Awning</b> <b>Frame Size:</b> 33 X 23 <b>General Information:</b> No Package, Without Hinged Glass Panel, Clad, Pine, 5", 3 11/16", No Certification <b>Exterior Color / Finish:</b> Standard Enduraclad, Almond <b>Interior Color / Finish:</b> Bright White Paint Interior <b>Glass:</b> Insulated Low-E Advanced Low-E Insulating Glass Argon Non High Altitude <b>Hardware Options:</b> Large Awning Hardware, Fold-Away Crank, White, No Limited Opening Hardware, No Integrated Sensor, Sill <b>Screen:</b> Full Screen, Bright White, InView™ <b>Performance Information:</b> U-Factor 0.29, SHGC 0.27, VLT 0.51, CPD PEL-N-37-00714-00001, Performance Class LC, PG 30, Calculated Positive DP Rating 30, Calculated Negative DP Rating 30, FPA FL20532, STC 25, OITC 22, Egress Not Applicable <b>Grille:</b> No Grille, <b>Wrapping Information:</b> No Attachment Method, No Exterior Trim, 3 11/16", 5", Factory Applied, Manufacturer Recommended Clearance, Perimeter Length = 112".		

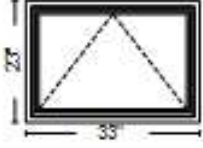
Outside View	Line #	Quote Qty	PO Qty	Description	Item Price	Ext'd Price
	215	1	1	<b>Lifestyle, Awning, Vent, 33 X 23, Without HGP, Almond</b>		
	<b>Location:</b> Basement 001-008			<b>1: Non-Standard SizeNon-Standard Size Vent Awning</b>		
	<b>Rough Opening:</b> 33.75" X 23.75"			<b>Frame Size:</b> 33 X 23		
	<b>Frame Size:</b> 33" X 23"			<b>General Information:</b> No Package, Without Hinged Glass Panel, Clad, Pine, 5", 3 11/16", No Certification		
	<b>Final Wall Depth:</b>			<b>Exterior Color / Finish:</b> Standard Enduraclad, Almond		
	<b>Frame Perimeter (inches):</b> 112			<b>Interior Color / Finish:</b> Bright White Paint Interior		
	<b>Assembly Type:</b> Branch Finished			<b>Glass:</b> Insulated Low-E Advanced Low-E Insulating Glass Argon Non High Altitude		
	<b>Last Revision Date:</b>			<b>Hardware Options:</b> Large Awning Hardware, Fold-Away Crank, White, No Limited Opening Hardware, No Integrated Sensor, Sill		
				<b>Screen:</b> Full Screen, Bright White, InView™		
				<b>Performance Information:</b> U-Factor 0.29, SHGC 0.27, VLT 0.51, CPD PEL-N-37-00714-00001, Performance Class LC, PG 30, Calculated Positive DP Rating 30, Calculated Negative DP Rating 30, FPA FL20532, STC 25, OITC 22, Egress Not Applicable		
				<b>Grille:</b> No Grille,		
				<b>Wrapping Information:</b> No Attachment Method, No Exterior Trim, 3 11/16", 5", Factory Applied, Manufacturer Recommended Clearance, Perimeter Length = 112".		

Outside View	Line #	Quote Qty	PO Qty	Description	Item Price	Ext'd Price
	220	1	1	<b>Lifestyle, Awning, Vent, 33 X 23, Without HGP, Almond</b>  <b>Location:</b> Basement 001-008 <b>Rough Opening:</b> 33.75" X 23.75" <b>Frame Size:</b> 33" X 23" <b>Final Wall Depth:</b> <b>Frame Perimeter (inches):</b> 112 <b>Assembly Type:</b> Branch Finished <b>Last Revision Date:</b>  <b>1: Non-Standard SizeNon-Standard Size Vent Awning</b> <b>Frame Size:</b> 33 X 23 <b>General Information:</b> No Package, Without Hinged Glass Panel, Clad, Pine, 5", 3 11/16", No Certification <b>Exterior Color / Finish:</b> Standard Enduraclad, Almond <b>Interior Color / Finish:</b> Bright White Paint Interior <b>Glass:</b> Insulated Low-E Advanced Low-E Insulating Glass Argon Non High Altitude <b>Hardware Options:</b> Large Awning Hardware, Fold-Away Crank, White, No Limited Opening Hardware, No Integrated Sensor, Sill <b>Screen:</b> Full Screen, Bright White, InView™ <b>Performance Information:</b> U-Factor 0.29, SHGC 0.27, VLT 0.51, CPD PEL-N-37-00714-00001, Performance Class LC, PG 30, Calculated Positive DP Rating 30, Calculated Negative DP Rating 30, FPA FL20532, STC 25, OITC 22, Egress Not Applicable <b>Grille:</b> No Grille, <b>Wrapping Information:</b> No Attachment Method, No Exterior Trim, 3 11/16", 5", Factory Applied, Manufacturer Recommended Clearance, Perimeter Length = 112".		

Outside View	Line #	Quote Qty	PO Qty	Description	Item Price	Ext'd Price
	225	1	1	<b>Lifestyle, Awning, Vent, 33 X 23, Without HGP, Almond</b>  <b>Location:</b> Basement 001-008 <b>Rough Opening:</b> 33.75" X 23.75" <b>Frame Size:</b> 33" X 23" <b>Final Wall Depth:</b> <b>Frame Perimeter (inches):</b> 112 <b>Assembly Type:</b> Branch Finished <b>Last Revision Date:</b>  <b>1: Non-Standard SizeNon-Standard Size Vent Awning</b> <b>Frame Size:</b> 33 X 23 <b>General Information:</b> No Package, Without Hinged Glass Panel, Clad, Pine, 5", 3 11/16", No Certification <b>Exterior Color / Finish:</b> Standard Enduraclad, Almond <b>Interior Color / Finish:</b> Bright White Paint Interior <b>Glass:</b> Insulated Low-E Advanced Low-E Insulating Glass Argon Non High Altitude <b>Hardware Options:</b> Large Awning Hardware, Fold-Away Crank, White, No Limited Opening Hardware, No Integrated Sensor, Sill <b>Screen:</b> Full Screen, Bright White, InView™ <b>Performance Information:</b> U-Factor 0.29, SHGC 0.27, VLT 0.51, CPD PEL-N-37-00714-00001, Performance Class LC, PG 30, Calculated Positive DP Rating 30, Calculated Negative DP Rating 30, FPA FL20532, STC 25, OITC 22, Egress Not Applicable <b>Grille:</b> No Grille, <b>Wrapping Information:</b> No Attachment Method, No Exterior Trim, 3 11/16", 5", Factory Applied, Manufacturer Recommended Clearance, Perimeter Length = 112".		



Outside View	Line #	Quote Qty	PO Qty	Description	Item Price	Ext'd Price
	230	1	1	<b>Lifestyle, Awning, Vent, 33 X 23, Without HGP, Almond</b>		
	<b>Location:</b> Basement 001-008 <b>Rough Opening:</b> 33.75" X 23.75" <b>Frame Size:</b> 33" X 23" <b>Final Wall Depth:</b> <b>Frame Perimeter (inches):</b> 112 <b>Assembly Type:</b> Branch Finished <b>Last Revision Date:</b>					
	<b>1: Non-Standard SizeNon-Standard Size Vent Awning</b> <b>Frame Size:</b> 33 X 23 <b>General Information:</b> No Package, Without Hinged Glass Panel, Clad, Pine, 5", 3 11/16", No Certification <b>Exterior Color / Finish:</b> Standard Enduraclad, Almond <b>Interior Color / Finish:</b> Bright White Paint Interior <b>Glass:</b> Insulated Low-E Advanced Low-E Insulating Glass Argon Non High Altitude <b>Hardware Options:</b> Large Awning Hardware, Fold-Away Crank, White, No Limited Opening Hardware, No Integrated Sensor, Sill <b>Screen:</b> Full Screen, Bright White, InView™ <b>Performance Information:</b> U-Factor 0.29, SHGC 0.27, VLT 0.51, CPD PEL-N-37-00714-00001, Performance Class LC, PG 30, Calculated Positive DP Rating 30, Calculated Negative DP Rating 30, FPA FL20532, STC 25, OITC 22, Egress Not Applicable <b>Grille:</b> No Grille, <b>Wrapping Information:</b> No Attachment Method, No Exterior Trim, 3 11/16", 5", Factory Applied, Manufacturer Recommended Clearance, Perimeter Length = 112".					

Outside View	Line #	Quote Qty	PO Qty	Description	Item Price	Ext'd Price
	235	1	1	<b>Lifestyle, Awning, Vent, 33 X 23, Without HGP, Almond</b>		
	<b>Location:</b> Basement 001-008 <b>Rough Opening:</b> 33.75" X 23.75" <b>Frame Size:</b> 33" X 23" <b>Final Wall Depth:</b> <b>Frame Perimeter (inches):</b> 112 <b>Assembly Type:</b> Branch Finished <b>Last Revision Date:</b>					
	<b>1: Non-Standard SizeNon-Standard Size Vent Awning</b> <b>Frame Size:</b> 33 X 23 <b>General Information:</b> No Package, Without Hinged Glass Panel, Clad, Pine, 5", 3 11/16", No Certification <b>Exterior Color / Finish:</b> Standard Enduraclad, Almond <b>Interior Color / Finish:</b> Bright White Paint Interior <b>Glass:</b> Insulated Low-E Advanced Low-E Insulating Glass Argon Non High Altitude <b>Hardware Options:</b> Large Awning Hardware, Fold-Away Crank, White, No Limited Opening Hardware, No Integrated Sensor, Sill <b>Screen:</b> Full Screen, Bright White, InView™ <b>Performance Information:</b> U-Factor 0.29, SHGC 0.27, VLT 0.51, CPD PEL-N-37-00714-00001, Performance Class LC, PG 30, Calculated Positive DP Rating 30, Calculated Negative DP Rating 30, FPA FL20532, STC 25, OITC 22, Egress Not Applicable <b>Grille:</b> No Grille, <b>Wrapping Information:</b> No Attachment Method, No Exterior Trim, 3 11/16", 5", Factory Applied, Manufacturer Recommended Clearance, Perimeter Length = 112".					

Outside View	Line #	Quote Qty	PO Qty	Description	Item Price	Ext'd Price
	300	20	20	<b>Wood Products Stop Colonial 2, Length: 144, Bright White. Wood Type: Pine</b>  1: Accessory Frame Size: 1 X 1 General Information: Pine, Stop Colonial 2 Interior Color / Finish: Bright White Paint Interior Wrapping Information: Perimeter Length = 0".		
<b>Location:</b> Interior molding						
<b>Rough Opening:</b>						
<b>Frame Size:</b> 0" X 0"						
<b>Final Wall Depth:</b>						
<b>Frame Perimeter (inches):</b>						
<b>Assembly Type:</b> Pella Assembled						
<b>Last Revision Date:</b>						