



HISTORIC DISTRICT COMMISSION APPLICATION FOR WORK APPROVAL

City of Detroit - Planning & Development Department
2 Woodward Avenue, Suite 808
Detroit, Michigan 48226

APPLICATION ID

HDC2025-00238

PROPERTY INFORMATION

ADDRESS(ES): 141 west boston blvd

HISTORIC DISTRICT: Boston-Edison

SCOPE OF WORK: (Check ALL that apply)

- | | | | | | |
|--|---|--|--|---|--------------------------------|
| <input type="checkbox"/> Windows/
Doors | <input type="checkbox"/> Walls/
Siding | <input type="checkbox"/> Painting | <input checked="" type="checkbox"/> Roof/Gutters/
Chimney | <input type="checkbox"/> Porch/Deck/Balcony | <input type="checkbox"/> Other |
| <input type="checkbox"/> Demolition | <input type="checkbox"/> Signage | <input type="checkbox"/> New
Building | <input type="checkbox"/> Addition | <input type="checkbox"/> Site Improvements
(landscape, trees, fences,
patios, etc.) | |

BRIEF PROJECT DESCRIPTION:

Remove clay roof tiles and replace with grand manor shingles green and all copper accessories

APPLICANT IDENTIFICATION

TYPE OF APPLICANT: Contractor

NAME: steve debruyn

COMPANY NAME: steves improvement services

ADDRESS: 8310 dixie

CITY: ira

STATE: MI

ZIP: 48023

PHONE: +1 (810) 499-8547

EMAIL: goped1970@gmail.com

I AGREE TO AND AFFIRM THE FOLLOWING:

- ☒ I understand that the failure to upload all required documentation may result in extended review times for my project and/or a denied application.
- ☒ I understand that the review of this application by the Historic District Commission does not waive my responsibility to comply with any other applicable ordinances including obtaining appropriate permits (building, sign, etc.) or other department approvals prior to beginning the work.
- ☒ I hereby certify that the information on this application is true and correct. I certify that the proposed work is authorized by the owner of record and I have been authorized to make this application as the property owner(s) authorized agent.

Signed by:

steve debruyn

steves improvement services

05/01/2025

SIGNATURE

DATE

8310 dixie

ira

MI

48023

+1 (810) 499-8547

goped1970@gmail.com

Questions? Contact us at hdc@detroitmi.gov or (313)224-1762





NOTE: Based on the scope of work, additional documentation may be required. See www.detroitmi.gov/hdc for scope-specific requirements.

PROJECT DETAILS – TELL US ABOUT YOUR PROJECT

Instructions: Add project details using the text box in each section. If your details exceed the space provided, attach the details via the attachment icon for that section.

ePLANS PERMIT NUMBER: (only applicable if you've already applied for permits through ePLANS)	n/a
---	-----

GENERAL

<p>1. DESCRIPTION OF EXISTING CONDITION <i>Please tell us about the current appearance and conditions of the areas you want to change. You may use a few sentences or attach a separate prepared document on the right. (For example, "existing roof on my garage is covered in gray asphalt shingles in poor condition.")</i></p> <p>Roof leaks in multiple area due to failing and rusting flashings and broken or missing tiles. homeowner wants to replace roof with a green grand manor shingle made by CertainTeed and all valleys, flashings, and gutters changed to copper. Existing tiles cannot be found or made.</p> <div></div>	
<p>2. PHOTOGRAPHS <i>Help us understand your project. Please attach photographs of all areas where work is proposed.</i></p>	<div></div>
<p>3. DESCRIPTION OF PROJECT <i>In this box, tell us about what you want to do at the areas described above in box #1. (For example, Install new asphalt shingle roofing at garage.)</i></p> <p>plan on removing existing roof sytem and replace with copper flashings and grand manor shingles</p> <div></div>	
<p>4. DETAILED SCOPE OF WORK <i>In this box, please describe all steps necessary to complete the work described in box #3. (For example, "remove existing shingles, replace wood deck as necessary, replace wood eaves, install roof vents, replace rotted fascia boards, paint, clean worksite.")</i></p> <p>Remove existing roof system, replace bad decking, ice and water shield entire roof, install grand manor shingles, replace all flashings and valleys, clean up and remove debris</p>	
<p>5. BROCHURES/CUT SHEETS <i>Please provide information on the products or materials you are proposing to install. For example, a brochure on the brand and color of the shingles proposed.</i></p>	<div></div>

ADDITIONAL DETAILS

Docusign Envelope ID: ECE50643-B2E4-4FD2-B059-1B7A155C





Docusign Envelope ID: ECE50643-E















Home



Search



Saved





Notifications



< SEE ALL RESIDENTIAL ROOFING

Grand Manor®



 When settings may not accurately depict colors. 

 **Ask an Expert**

Showing product availability in (?)

Grand Manor®

Overview 



Home



Search



Saved



Notifications

