



HISTORIC DISTRICT COMMISSION APPLICATION FOR WORK APPROVAL

City of Detroit - Planning & Development Department
2 Woodward Avenue, Suite 808
Detroit, Michigan 48226

APPLICATION ID
HDC2024-00700

PROPERTY INFORMATION

ADDRESS(ES): 4799 Tarflower Lane
HISTORIC DISTRICT: Rosedale Park

SCOPE OF WORK: (Check ALL that apply)

- | | | | | | |
|--|--|---------------------------------------|--|---|--------------------------------|
| <input checked="" type="checkbox"/> Windows/ Doors | <input type="checkbox"/> Walls/ Siding | <input type="checkbox"/> Painting | <input type="checkbox"/> Roof/Gutters/ Chimney | <input type="checkbox"/> Porch/Deck/Balcony | <input type="checkbox"/> Other |
| <input type="checkbox"/> Demolition | <input type="checkbox"/> Signage | <input type="checkbox"/> New Building | <input type="checkbox"/> Addition | <input type="checkbox"/> Site Improvements (landscape, trees, fences, patios, etc.) | |

<p>BRIEF PROJECT DESCRIPTION: This property is located in the RUSSELL WOODS-SULLIVAN Historic District:</p> <p>Replace 7 windows that face the front and both sides of the house</p> <p>Replace vinyl windows with Pella Lifestyle. Aluminum clad outside, wood inside. White on White.</p>
--

APPLICANT IDENTIFICATION

TYPE OF APPLICANT: Property Owner/Homeowner			
NAME: Karina Labarca		COMPANY NAME: AFIWI LLC	
ADDRESS: 4799 Tarflower Lane		CITY: Orlando	STATE: FL ZIP: 32829
PHONE: +1 (407) 591-2540		EMAIL: afiwillc@gmail.com	

I AGREE TO AND AFFIRM THE FOLLOWING:

- I understand that the failure to upload all required documentation may result in extended review times for my project and/or a denied application.
- I understand that the review of this application by the Historic District Commission does not waive my responsibility to comply with any other applicable ordinances including obtaining appropriate permits (building, sign, etc.) or other department approvals prior to beginning the work.
- I hereby certify that I am the legal owner and occupant of the subject property and that the information on this application is true and correct.

Signed by:

E27AC8C72C554C8...

12/10/2024

SIGNATURE

DATE

NOTE: Based on the scope of work, additional documentation may be required. See www.detroitmi.gov/hdc for scope-specific requirements.

PROJECT DETAILS – TELL US ABOUT YOUR PROJECT


Instructions: Add project details using the text box in each section. If your details exceed the space provided, attach the details via the attachment icon for that section.

ePLANS PERMIT NUMBER: <small>(only applicable if you've already applied for permits through ePLANS)</small>	N/A
---	-----

GENERAL

<p>1. DESCRIPTION OF EXISTING CONDITION <i>Please tell us about the current appearance and conditions of the areas you want to change. You may use a few sentences or attach a separate prepared document on the right. (For example, "existing roof on my garage is covered in gray asphalt shingles in poor condition.")</i></p>	
---	--

We got denied for vinyl windows tat are already installed on the property, majority of the by previous owner. We arae trying to correct this violation by installing the ones allowed. Financially we're not able to change them all, what we are pleading its to be approved on chaning the 7 windows that are visible to the street, thos being the front and side of the home.

<p>2. PHOTOGRAPHS <i>Help us understand your project. Please attach photographs of all areas where work is proposed.</i></p>	
---	---


<p>3. DESCRIPTION OF PROJECT <i>In this box, tell us about what you want to do at the areas described above in box #1. (For example, Install new asphalt shingle roofing at garage.)</i></p>	
---	--

Option #1: Replace 7 windows that face the front and side of the house
 Replace vinyl windows with Pella Lifestyle.
 Aluminum clad outside, wood inside.
 White on White.
 Complete installation inside and outside.


Option #2; If allowed by the Historic District would be installing Storm windows up on top of the vinyl windows

<p>4. DETAILED SCOPE OF WORK <i>In this box, please describe all steps necessary to complete the work described in box #3. (For example, "remove existing shingles, replace wood deck as necessary, replace wood eaves, install roof vents, replace rotted fascia boards, paint, clean worksite.")</i></p>	
---	--


Attached the propose windows to be replace.

<p>5. BROCHURES/CUT SHEETS <i>Please provide information on the products or materials you are proposing to install. For example, a brochure on the brand and color of the shingles proposed.</i></p>	
---	---

ADDITIONAL DETAILS


<p>6. WINDOWS/DOORS <i>Detailed photographs of window(s) and/or door(s) proposed for replacement showing the condition of the interior and exterior of the window(s) and/or door(s)</i></p>	

DocuSign Envelope ID: 9D65987F-EFFE-4470-A098-C47ADD0A85F3







DocuSign Envelope ID: 9D65987F-EFFE-4470-A098-C47ADD0A85F3



DocuSign Envelope ID: 9D65987F-EFFE-4470-A098-C47ADD0A85F3




DocuSign Envelope ID: 9D65987F-EFFE-4470-A098-C47ADD0A85F3



Realcomp



DocuSign Envelope ID: 9D65987F-EFFE-4470-A098-C47ADD0A85F3



Realcomp

DocuSign Envelope ID: 9D65987F-EFFE-4470-A098-C47ADD0A85F3

