



HISTORIC DISTRICT COMMISSION APPLICATION FOR WORK APPROVAL

City of Detroit - Planning & Development Department
2 Woodward Avenue, Suite 808
Detroit, Michigan 48226

APPLICATION ID
HDC2025-00015

PROPERTY INFORMATION

ADDRESS(ES): 3774 courtland st
HISTORIC DISTRICT: Russell Woods-Sullivan

SCOPE OF WORK: (Check ALL that apply)

- | | | | | | |
|--|--|---------------------------------------|--|---|--------------------------------|
| <input checked="" type="checkbox"/> Windows/ Doors | <input type="checkbox"/> Walls/ Siding | <input type="checkbox"/> Painting | <input type="checkbox"/> Roof/Gutters/ Chimney | <input type="checkbox"/> Porch/Deck/Balcony | <input type="checkbox"/> Other |
| <input type="checkbox"/> Demolition | <input type="checkbox"/> Signage | <input type="checkbox"/> New Building | <input type="checkbox"/> Addition | <input type="checkbox"/> Site Improvements (landscape, trees, fences, patios, etc.) | |

<p>BRIEF PROJECT DESCRIPTION: House is in violation with vinyl windows. We are proposing 2 options for the hdc.</p> <p>Option 1 is to replace the front of the house with the original windows using the designation slides to replicate the old-style windows. And ask if we can keep the sides and back vinyl because of cost reasons.</p> <p>Option 2 is to do full replacement with new Lincoln double hung windows with proper architectural details required by the historical department. Meaning proper mullion patterns and brick moldings. Due to the damages caused by previous installers repair will far exceed the cost of new install.</p>
--

APPLICANT IDENTIFICATION

TYPE OF APPLICANT: Property Owner/Homeowner			
NAME: Kevin Fuqua		COMPANY NAME: Blue Wolverine Properties llc.	
ADDRESS: 1212 waterways dr		CITY: ann arbor	STATE: Michigan ZIP: 48108
PHONE: +1 (734) 845-6951		EMAIL: kevin.fuqua57@gmail.com	

I AGREE TO AND AFFIRM THE FOLLOWING:

- I understand that the failure to upload all required documentation may result in extended review times for my project and/or a denied application.
- I understand that the review of this application by the Historic District Commission does not waive my responsibility to comply with any other applicable ordinances including obtaining appropriate permits (building, sign, etc.) or other department approvals prior to beginning the work.
- I hereby certify that I am the legal owner and occupant of the subject property and that the information on this application is true and correct.

DocuSigned by:
Kevin Fuqua
2E31D8E971C748C...

01/16/2025
DATE

SIGNATURE

NOTE: Based on the scope of work, additional documentation may be required. See www.detroitmi.gov/hdc for scope-specific requirements.

PROJECT DETAILS – TELL US ABOUT YOUR PROJECT

Instructions: Add project details using the text box in each section. If your details exceed the space provided, attach the details via the attachment icon for that section.

ePLANS PERMIT NUMBER:

(only applicable if you've already applied for permits through ePLANS)

N/a

GENERAL

1. DESCRIPTION OF EXISTING CONDITION

Please tell us about the current appearance and conditions of the areas you want to change. You may use a few sentences or attach a separate prepared document on the right. (For example, "existing roof on my garage is covered in gray asphalt shingles in poor condition.")

Had a previous contractor not provide the proper job and installed vinyl windows against hdc guidelines. Home is in stop work status. Original window frames destroyed from prior contractor. Recommending full replacement. Due to cost issues. And /or restoring front of home and asking to keep the back and sides the vinyl windows. This home has 45 windows in it. Which is the equivalent to 3-4 new houses of this size and sqft. The home owner is asking for mercy from the commission on this.



2. PHOTOGRAPHS

Help us understand your project. Please attach photographs of all areas where work is proposed.



3. DESCRIPTION OF PROJECT

In this box, tell us about what you want to do at the areas described above in box #1. (For example, "Install new asphalt shingle roofing at garage.")

Depending on what the commission approves Option 1 or 2 referenced in the description on the application.

4. DETAILED SCOPE OF WORK

In this box, please describe all steps necessary to complete the work described in box #3. (For example, "remove existing shingles, replace wood deck as necessary, replace wood eaves, install roof vents, replace rotted fascia boards, paint, clean worksite.")

Option 1 to repair front of home to original windows. And ask to keep the sides and back of the home.


Option 2 full Lincoln window replacement all new wood interior wood exterior double hung windows with proper mullion patterns per the hdc guidelines.

5. BROCHURES/CUT SHEETS

Please provide information on the products or materials you are proposing to install. For example, a brochure on the brand and color of the shingles proposed.



ADDITIONAL DETAILS

6. WINDOWS/DOORS <i>Detailed photographs of window(s) and/or door(s) proposed for replacement showing the condition of the interior and exterior of the window(s) and/or door(s)</i>	







DTE
BURIED GAS LINE
HAND DIG
CALL 800-4-A-SHIELD

Lincoln windows this is for the Historic Commission in Detroit

3774 Courtland Detroit

Windows new total count 45 + stain glass (attic needs stain glass repair)
2 days extra carpentry

Attic 3@ 24 x 46 1/2

Stair 28x 54

Front

Bathroom 48 x 48 2 double hung

Needs 2 double hungs opening need center column 76 x 48

5@ 24 x56

4@ 24 x 55

Left

24 x 54

3 double hungs 26 x 56

2@24 x 54

2@ 28 x 58

24 x 47

Back

28 x 54 1/2

4@24 x 54

28 x 46

3@ 24 x 50

Right

2@ 24 x 54

2@ 24 x 54

28 x 46

54 x 38 slider needs 2 double hungs

2@24 x 38

Dining room stationary

2@ 30 x 22 23



Quote Number

2240

P.O. Number

Metro Detroit

Customer Name

Metro Detroit Window - 3774 Courtland St

Contact Name

Jay Marchio

Billing Address

metrodetroitwindow@gmail.com

Quote Date

5/7/2024

Phone Number

248-565-7041

Fax Phone

Job Name

3774 Courtland St

Job Site Address

3774 Courtland St
Detroit, MI 48206

Mobile Phone #

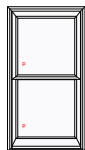


R.O. Allowance (Width = 1/2"-Height = 1/2")

M.O. Allowance (Width = 1/4"-Height = 1/4")

SHOWN AT NET PRICE

Line # 1 ATTIC

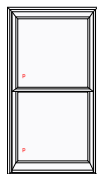


R.O. 24-1/2" x 47"
U.D. 24" x 46-1/2"
M.O. 24-1/4" x 46-3/4"
O.A. Box Size 24x46-1/2"

- DBLH-1; White Alum Clad 477.75
- AAMA.2605; LoE-272 N/C
- Box Size: 24x46-1/2 N/C
- Custom Width 115.05
- Custom Height 136.50
- 1 Full White Screen(s) Boxed 21.45
- BetterVue Mesh N/C
- Preserve Glass (Top) N/C
- Silver Spacer N/C
- Preserve Glass (Bottom) N/C
- Silver Spacer N/C
- 4-9/16" Jamb N/C
- White Hardware N/C
- White Jambliners N/C
- Natural Pine Interior N/C
- Wide Rail Double Hung (Glass Size:18-5/8x19) N/C
- Sash 1
- U-Factor=0.32
- SHGC=0.3
- Visible Transmittance=0.52
- PG=LC-PG35-H
- Single Unit Rating Only

3 Each @ \$750.75 \$2,252.25

Line # 2 STAIR



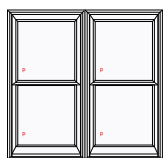
R.O. 28-1/2" x 54-1/2"
U.D. 28" x 54"
M.O. 28-1/4" x 54-1/4"
O.A. Box Size 28x54"

- DBLH-1; White Alum Clad 552.50
- AAMA.2605; LoE-272 N/C
- Box Size: 28x54 N/C
- Custom Width 115.05
- Custom Height 136.50
- 1 Full White Screen(s) Boxed 25.35
- BetterVue Mesh N/C
- Preserve Glass (Top) N/C
- Silver Spacer N/C
- Preserve Glass (Bottom) N/C
- Silver Spacer N/C
- 4-9/16" Jamb N/C
- White Hardware N/C
- White Jambliners N/C
- Natural Pine Interior N/C
- Wide Rail Double Hung (Glass Size:22-5/8x22-3/4) N/C
- Sash 1
- U-Factor=0.32
- SHGC=0.3
- Visible Transmittance=0.52
- PG=LC-PG35-H
- Single Unit Rating Only

1 Each @ \$829.40 \$829.40



Line # 3 FRONT BATHROOM



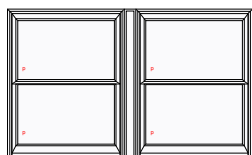
R.O. 48-1/2" x 48-1/2"
U.D. 48" x 48"
M.O. 48-1/4" x 48-1/4"
O.A. Box Size 48x48"

- DBLH-2; White Alum Clad 955.50
AAMA.2605; LoE-272
- Box Size: 48x48 N/C
- Custom Width 230.10
- Custom Height 273.00
- 2 Full White Screen(s) Boxed 42.25
- BetterVue Mesh N/C
- Preserve Glass (Top) N/C
- Silver Spacer N/C
- Preserve Glass (Bottom) N/C
- Silver Spacer N/C
- Mulling Charge 7.80
- 4-9/16" Jamb N/C
- White Hardware N/C
- White Jambliners N/C
- Vertical Interior Mull Casing 6.50
- Natural Pine Interior N/C
- Wide Rail Double Hung (Glass N/C
Size:18-5/8x19-3/4)

- Sash 1
- U-Factor=0.32
- SHGC=0.3
- Visible Transmittance=0.52
- PG=LC-PG35-H
- CERTIFIED MULL RATING

1 Each @ \$1,515.15 \$1,515.15

Line # 4 FRONT - Is this correct?



R.O. 76-1/2" x 48-1/2"
U.D. 76" x 48"
M.O. 76-1/4" x 48-1/4"
O.A. Box Size 76x48"

- DBLH-1; White Alum Clad 575.90
AAMA.2605; LoE-272
- Box Size: 36-1/4x48 N/C
- Custom Width 115.05
- Custom Height 136.50
- 1 Full White Screen(s) Boxed 26.00
- BetterVue Mesh N/C
- Preserve Glass (Top) N/C
- Silver Spacer N/C
- Preserve Glass (Bottom) N/C
- Silver Spacer N/C
- White Hardware N/C
- White Jambliners N/C
- Natural Pine Interior N/C
- Wide Rail Double Hung (Glass N/C
Size:30-7/8x19-3/4)

- Sash 1
- U-Factor=0.32
- SHGC=0.3
- Visible Transmittance=0.52
- PG=LC-PG35-H
- Single Unit Rating Only

- 3-1/2" Vertical Clad Spread Mull 65.00
Open Pocket 4 Lineal Feet
- DBLH-1; White Alum Clad 575.90
AAMA.2605; LoE-272
- Box Size: 36-1/4x48 N/C
- Custom Width 115.05
- Custom Height 136.50
- 1 Full White Screen(s) Boxed 26.00
- BetterVue Mesh N/C



(Continued From Previous Page)

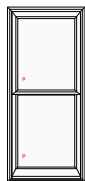
Preserve Glass (Top)	N/C
Silver Spacer	N/C
Preserve Glass (Bottom)	N/C
Silver Spacer	N/C
White Hardware	N/C
White Jambliners	N/C
Natural Pine Interior	N/C
Wide Rail Double Hung (Glass Size:30-7/8x19-3/4)	N/C

Sash 1
 U-Factor=0.32
 SHGC=0.3
 Visible Transmittance=0.52
 PG=LC-PG35-H
 Single Unit Rating Only

4-9/16" Jamb	N/C
Interior Mull Casing	35.75

1 Each @ \$1,807.65 \$1,807.65

Line # 5 FRONT



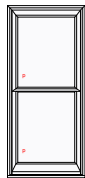
R.O. 24-1/2" x 56-1/2"
 U.D. 24" x 56"
 M.O. 24-1/4" x 56-1/4"
 O.A. Box Size 24x56"

• DBLH-1; White Alum Clad	517.40
AAMA.2605; LoE-272	
Box Size: 24x56	N/C
Custom Width	115.05
Custom Height	136.50
1 Full White Screen(s) Boxed	24.70
BetterVue Mesh	N/C
Preserve Glass (Top)	N/C
Silver Spacer	N/C
Preserve Glass (Bottom)	N/C
Silver Spacer	N/C
4-9/16" Jamb	N/C
White Hardware	N/C
White Jambliners	N/C
Natural Pine Interior	N/C
Wide Rail Double Hung (Glass Size:18-5/8x23-3/4)	N/C

Sash 1
 U-Factor=0.32
 SHGC=0.3
 Visible Transmittance=0.52
 PG=LC-PG35-H
 Single Unit Rating Only

5 Each @ \$793.65 \$3,968.25

Line # 6 FRONT



R.O. 24-1/2" x 55-1/2"
 U.D. 24" x 55"
 M.O. 24-1/4" x 55-1/4"
 O.A. Box Size 24x55"

• DBLH-1; White Alum Clad	517.40
AAMA.2605; LoE-272	
Box Size: 24x55	N/C
Custom Width	115.05
Custom Height	136.50
1 Full White Screen(s) Boxed	24.70
BetterVue Mesh	N/C
Preserve Glass (Top)	N/C
Silver Spacer	N/C
Preserve Glass (Bottom)	N/C
Silver Spacer	N/C
4-9/16" Jamb	N/C
White Hardware	N/C



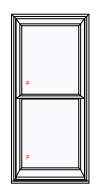
(Continued From Previous Page)

White Jambliners N/C
 Natural Pine Interior N/C
 Wide Rail Double Hung (Glass N/C
 Size:18-5/8x23-1/4)

Sash 1
 U-Factor=0.32
 SHGC=0.3
 Visible Transmittance=0.52
 PG=LC-PG35-H
 Single Unit Rating Only

4 Each @ \$793.65 **\$3,174.60**

Line # 7 LEFT



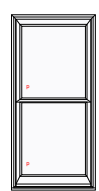
R.O. 24-1/2" x 54-1/2"
 U.D. 24" x 54"
 M.O. 24-1/4" x 54-1/4"
 O.A. Box Size 24x54"

- DBLH-1; White Alum Clad 517.40
- AAMA.2605; LoE-272
- Box Size: 24x54 N/C
- Custom Width 115.05
- Custom Height 136.50
- 1 Full White Screen(s) Boxed 24.05
- BetterVue Mesh N/C
- Preserve Glass (Top) N/C
- Silver Spacer N/C
- Preserve Glass (Bottom) N/C
- Silver Spacer N/C
- 4-9/16" Jamb N/C
- White Hardware N/C
- White Jambliners N/C
- Natural Pine Interior N/C
- Wide Rail Double Hung (Glass N/C
 Size:18-5/8x22-3/4)

Sash 1
 U-Factor=0.32
 SHGC=0.3
 Visible Transmittance=0.52
 PG=LC-PG35-H
 Single Unit Rating Only

1 Each @ \$793.00 **\$793.00**

Line # 8 LEFT



R.O. 26-1/2" x 56-1/2"
 U.D. 26" x 56"
 M.O. 26-1/4" x 56-1/4"
 O.A. Box Size 26x56"

- DBLH-1; White Alum Clad 552.50
- AAMA.2605; LoE-272
- Box Size: 26x56 N/C
- Custom Width 115.05
- Custom Height 136.50
- 1 Full White Screen(s) Boxed 25.35
- BetterVue Mesh N/C
- Preserve Glass (Top) N/C
- Silver Spacer N/C
- Preserve Glass (Bottom) N/C
- Silver Spacer N/C
- 4-9/16" Jamb N/C
- White Hardware N/C
- White Jambliners N/C
- Natural Pine Interior N/C
- Wide Rail Double Hung (Glass N/C
 Size:20-5/8x23-3/4)

Sash 1
 U-Factor=0.32

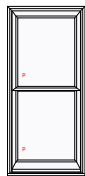


(Continued From Previous Page)

SHGC=0.3
Visible Transmittance=0.52
PG=LC-PG35-H
Single Unit Rating Only

3 Each @ \$829.40 \$2,488.20

Line # 9 LEFT



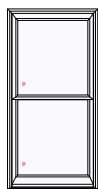
R.O. 24-1/2" x 54-1/2"
U.D. 24" x 54"
M.O. 24-1/4" x 54-1/4"
O.A. Box Size 24x54"

- DBLH-1; White Alum Clad 517.40
- AAMA.2605; LoE-272
- Box Size: 24x54 N/C
- Custom Width 115.05
- Custom Height 136.50
- 1 Full White Screen(s) Boxed 24.05
- BetterVue Mesh N/C
- Preserve Glass (Top) N/C
- Silver Spacer N/C
- Preserve Glass (Bottom) N/C
- Silver Spacer N/C
- 4-9/16" Jamb N/C
- White Hardware N/C
- White Jambliners N/C
- Natural Pine Interior N/C
- Wide Rail Double Hung (Glass Size:18-5/8x22-3/4) N/C

Sash 1
U-Factor=0.32
SHGC=0.3
Visible Transmittance=0.52
PG=LC-PG35-H
Single Unit Rating Only

2 Each @ \$793.00 \$1,586.00

Line # 10 LEFT



R.O. 28-1/2" x 58-1/2"
U.D. 28" x 58"
M.O. 28-1/4" x 58-1/4"
O.A. Box Size 28x58"


- DBLH-1; White Alum Clad 575.90
- AAMA.2605; LoE-272
- Box Size: 28x58 N/C
- Custom Width 115.05
- Custom Height 136.50
- 1 Full White Screen(s) Boxed 26.65
- BetterVue Mesh N/C
- Preserve Glass (Top) N/C
- Silver Spacer N/C
- Preserve Glass (Bottom) N/C
- Silver Spacer N/C
- 4-9/16" Jamb N/C
- White Hardware N/C
- White Jambliners N/C
- Natural Pine Interior N/C
- Wide Rail Double Hung (Glass Size:22-5/8x24-3/4) N/C

Sash 1
U-Factor=0.32
SHGC=0.3
Visible Transmittance=0.52
PG=LC-PG35-H
Single Unit Rating Only

2 Each @ \$854.10 \$1,708.20



Line # 11 LEFT

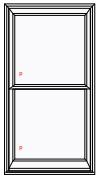


R.O. 24-1/2" x 47-1/2"
U.D. 24" x 47"
M.O. 24-1/4" x 47-1/4"
O.A. Box Size 24x47"

- DBLH-1; White Alum Clad 477.75
- AAMA.2605; LoE-272
- Box Size: 24x47 N/C
- Custom Width 115.05
- Custom Height 136.50
- 1 Full White Screen(s) Boxed 21.45
- BetterVue Mesh N/C
- Preserve Glass (Top) N/C
- Silver Spacer N/C
- Preserve Glass (Bottom) N/C
- Silver Spacer N/C
- 4-9/16" Jamb N/C
- White Hardware N/C
- White Jambliners N/C
- Natural Pine Interior N/C
- Wide Rail Double Hung (Glass Size:18-5/8x19-1/4) N/C
- Sash 1
- U-Factor=0.32
- SHGC=0.3
- Visible Transmittance=0.52
- PG=LC-PG35-H
- Single Unit Rating Only

1 Each @ \$750.75 \$750.75

Line # 12 BACK



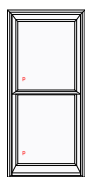
R.O. 28-1/2" x 55"
U.D. 28" x 54-1/2"
M.O. 28-1/4" x 54-3/4"
O.A. Box Size 28x54-1/2"

- DBLH-1; White Alum Clad 552.50
- AAMA.2605; LoE-272
- Box Size: 28x54-1/2 N/C
- Custom Width 115.05
- Custom Height 136.50
- 1 Full White Screen(s) Boxed 25.35
- BetterVue Mesh N/C
- Preserve Glass (Top) N/C
- Silver Spacer N/C
- Preserve Glass (Bottom) N/C
- Silver Spacer N/C
- 4-9/16" Jamb N/C
- White Hardware N/C
- White Jambliners N/C
- Natural Pine Interior N/C
- Wide Rail Double Hung (Glass Size:22-5/8x23) N/C
- Sash 1
- U-Factor=0.32
- SHGC=0.3
- Visible Transmittance=0.52
- PG=LC-PG35-H
- Single Unit Rating Only

1 Each @ \$829.40 \$829.40



Line # 13 BACK

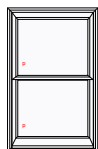


R.O. 24-1/2" x 54-1/2"
U.D. 24" x 54"
M.O. 24-1/4" x 54-1/4"
O.A. Box Size 24x54"

- DBLH-1; White Alum Clad 517.40
- AAMA.2605; LoE-272
- Box Size: 24x54 N/C
- Custom Width 115.05
- Custom Height 136.50
- 1 Full White Screen(s) Boxed 24.05
- BetterVue Mesh N/C
- Preserve Glass (Top) N/C
- Silver Spacer N/C
- Preserve Glass (Bottom) N/C
- Silver Spacer N/C
- 4-9/16" Jamb N/C
- White Hardware N/C
- White Jambliners N/C
- Natural Pine Interior N/C
- Wide Rail Double Hung (Glass Size:18-5/8x22-3/4) N/C
- Sash 1
- U-Factor=0.32
- SHGC=0.3
- Visible Transmittance=0.52
- PG=LC-PG35-H
- Single Unit Rating Only

4 Each @ \$793.00 \$3,172.00

Line # 14 BACK



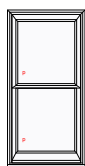
R.O. 28-1/2" x 46-1/2"
U.D. 28" x 46"
M.O. 28-1/4" x 46-1/4"
O.A. Box Size 28x46"

- DBLH-1; White Alum Clad 499.85
- AAMA.2605; LoE-272
- Box Size: 28x46 N/C
- Custom Width 115.05
- Custom Height 136.50
- 1 Full White Screen(s) Boxed 22.75
- BetterVue Mesh N/C
- Preserve Glass (Top) N/C
- Silver Spacer N/C
- Preserve Glass (Bottom) N/C
- Silver Spacer N/C
- 4-9/16" Jamb N/C
- White Hardware N/C
- White Jambliners N/C
- Natural Pine Interior N/C
- Wide Rail Double Hung (Glass Size:22-5/8x18-3/4) N/C
- Sash 1
- U-Factor=0.32
- SHGC=0.3
- Visible Transmittance=0.52
- PG=LC-PG35-H
- Single Unit Rating Only

1 Each @ \$774.15 \$774.15



Line # 15 BACK

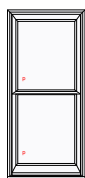


R.O. 24-1/2" x 50-1/2"
U.D. 24" x 50"
M.O. 24-1/4" x 50-1/4"
O.A. Box Size 24x50"

- DBLH-1; White Alum Clad 486.85
- AAMA.2605; LoE-272
- Box Size: 24x50 N/C
- Custom Width 115.05
- Custom Height 136.50
- 1 Full White Screen(s) Boxed 22.75
- BetterVue Mesh N/C
- Preserve Glass (Top) N/C
- Silver Spacer N/C
- Preserve Glass (Bottom) N/C
- Silver Spacer N/C
- 4-9/16" Jamb N/C
- White Hardware N/C
- White Jambliners N/C
- Natural Pine Interior N/C
- Wide Rail Double Hung (Glass Size:18-5/8x20-3/4) N/C
- Sash 1
- U-Factor=0.32
- SHGC=0.3
- Visible Transmittance=0.52
- PG=LC-PG35-H
- Single Unit Rating Only

3 Each @ \$761.15 \$2,283.45

Line # 16 RIGHT




R.O. 24-1/2" x 54-1/2"
U.D. 24" x 54"
M.O. 24-1/4" x 54-1/4"
O.A. Box Size 24x54"

- DBLH-1; White Alum Clad 517.40
- AAMA.2605; LoE-272
- Box Size: 24x54 N/C
- Custom Width 115.05
- Custom Height 136.50
- 1 Full White Screen(s) Boxed 24.05
- BetterVue Mesh N/C
- Preserve Glass (Top) N/C
- Silver Spacer N/C
- Preserve Glass (Bottom) N/C
- Silver Spacer N/C
- 4-9/16" Jamb N/C
- White Hardware N/C
- White Jambliners N/C
- Natural Pine Interior N/C
- Wide Rail Double Hung (Glass Size:18-5/8x22-3/4) N/C
- Sash 1
- U-Factor=0.32
- SHGC=0.3
- Visible Transmittance=0.52
- PG=LC-PG35-H
- Single Unit Rating Only

2 Each @ \$793.00 \$1,586.00



Line # 17 RIGHT



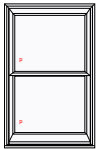
R.O. 24-1/2" x 54-1/2"
U.D. 24" x 54"
M.O. 24-1/4" x 54-1/4"
O.A. Box Size 24x54"

- DBLH-1; White Alum Clad 517.40
- AAMA.2605; LoE-272
- Box Size: 24x54 N/C
- Custom Width 115.05
- Custom Height 136.50
- 1 Full White Screen(s) Boxed 24.05
- BetterVue Mesh N/C
- Preserve Glass (Top) N/C
- Silver Spacer N/C
- Preserve Glass (Bottom) N/C
- Silver Spacer N/C
- 4-9/16" Jamb N/C
- White Hardware N/C
- White Jambliners N/C
- Natural Pine Interior N/C
- Wide Rail Double Hung (Glass Size:18-5/8x22-3/4) N/C

Sash 1
U-Factor=0.32
SHGC=0.3
Visible Transmittance=0.52
PG=LC-PG35-H
Single Unit Rating Only

2 Each @ \$793.00 \$1,586.00

Line # 18 RIGHT



R.O. 28-1/2" x 46-1/2"
U.D. 28" x 46"
M.O. 28-1/4" x 46-1/4"
O.A. Box Size 28x46"

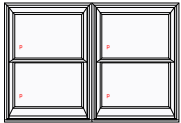
- DBLH-1; White Alum Clad 499.85
- AAMA.2605; LoE-272
- Box Size: 28x46 N/C
- Custom Width 115.05
- Custom Height 136.50
- 1 Full White Screen(s) Boxed 22.75
- BetterVue Mesh N/C
- Preserve Glass (Top) N/C
- Silver Spacer N/C
- Preserve Glass (Bottom) N/C
- Silver Spacer N/C
- 4-9/16" Jamb N/C
- White Hardware N/C
- White Jambliners N/C
- Natural Pine Interior N/C
- Wide Rail Double Hung (Glass Size:22-5/8x18-3/4) N/C

Sash 1
U-Factor=0.32
SHGC=0.3
Visible Transmittance=0.52
PG=LC-PG35-H
Single Unit Rating Only

1 Each @ \$774.15 \$774.15



Line # 19 RIGHT



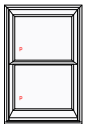
R.O. 54-1/2" x 38-1/2"
U.D. 54" x 38"
M.O. 54-1/4" x 38-1/4"
O.A. Box Size 54x38"

- DBLH-2; White Alum Clad 885.30
- AAMA.2605; LoE-272
- Box Size: 54x38 N/C
- Custom Width 230.10
- Custom Height 273.00
- 2 Full White Screen(s) Boxed 37.70
- BetterVue Mesh N/C
- Preserve Glass (Top) N/C
- Silver Spacer N/C
- Preserve Glass (Bottom) N/C
- Silver Spacer N/C
- Mulling Charge 7.80
- 4-9/16" Jamb N/C
- White Hardware N/C
- White Jambliners N/C
- Vertical Interior Mull Casing 5.20
- Natural Pine Interior N/C
- Wide Rail Double Hung (Glass N/C
- Size:21-5/8x14-3/4)

- Sash 1
- U-Factor=0.32
- SHGC=0.3
- Visible Transmittance=0.52
- PG=LC-PG35-H
- CERTIFIED MULL RATING

1 Each @ \$1,439.10 \$1,439.10

Line # 20 RIGHT



R.O. 24-1/2" x 38-1/2"
U.D. 24" x 38"
M.O. 24-1/4" x 38-1/4"
O.A. Box Size 24x38"

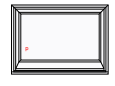
- DBLH-1; White Alum Clad 412.10
- AAMA.2605; LoE-272
- Box Size: 24x38 N/C
- Custom Width 115.05
- Custom Height 136.50
- 1 Full White Screen(s) Boxed 18.85
- BetterVue Mesh N/C
- Preserve Glass (Top) N/C
- Silver Spacer N/C
- Preserve Glass (Bottom) N/C
- Silver Spacer N/C
- 4-9/16" Jamb N/C
- White Hardware N/C
- White Jambliners N/C
- Natural Pine Interior N/C
- Wide Rail Double Hung (Glass N/C
- Size:18-5/8x14-3/4)

- Sash 1
- U-Factor=0.32
- SHGC=0.3
- Visible Transmittance=0.52
- PG=LC-PG35-H
- Single Unit Rating Only

2 Each @ \$682.50 \$1,365.00



Line # 21 DINING ROOM - Stat -22" or 23" Ht?



R.O. 30-1/2" x 22-1/2"
U.D. 30" x 22"
M.O. 30-1/4" x 22-1/4"
O.A. Box Size 30x22"

- DBLH-STUDIO-1; White Alum 746.20
- Clad AAMA.2605; LoE-272
- Custom Width 106.60
- Custom Height 106.60
- Preserve Glass N/C
- Silver Spacer N/C
- Box Size: 30x22 N/C
- 4-9/16" Jamb N/C
- Natural Pine Interior N/C
- Wide Rail Double Hung Studio N/C
- (Glass Size:24-5/8x15-1/16)
- Sash 1
- U-Factor=0.3
- SHGC=0.32
- Visible Transmittance=0.54
- PG=CW-PG35-FW
- Single Unit Rating Only

2 Each @ \$959.40 \$1,918.80

Quoted prices are good for 30 days (Expires: 6/6/2024) and are subject to correction of computational errors.

TOTAL NET PRICE	\$36,601.50
SALES TAX (Taxable Amt: \$36,601.50)	\$2,196.09
DELIVERY CHARGE (Taxable Amt: \$36,601.50)	\$125.00
TOTAL QUOTATION PRICE	\$38,922.59

NOTES / CONDITIONS OF SALE

Need to Verify Jambliner color, hardware color, interior natural pine or primed finish



1

2

3

4

5

6

8

9

10

11





3774

DTE
BURIED GAS LINE
HAND DIG
CALL 800.452.5252

800.452.5252





Lincoln windows this is for the Historic Commission in Detroit

3774 Courtland Detroit

Windows new total count 45 + stain glass (attic needs stain glass repair)
2 days extra carpentry bullshit

Attic 3@ 24 x 46 1/2

Stair 28x 54

Front

Bathroom 48 x 48 2 double hung

Needs 2 double hungs opening need center column 76 x 48

5@ 24 x 56

4@ 24 x 55

Left

24 x 54

3 double hungs 26 x 56

2@ 24 x 54

2@ 28 x 58

24 x 47

Back

28 x 54 1/2

4@ 24 x 54

28 x 46

3@ 24 x 50

Right

2@ 24 x 54

2@ 24 x 54

28 x 46

54 x 38 slider needs 2 double hungs

2@ 24 x 38

Dining room stationary

2@ 30 x 22 23

3774 Cortland

Front side

number	Window size	Scope of work
1	Stained glass	Repair & Replace
2	76" x 48"	2 unit Double Hung new
3	w 48" x 48"	2 unit Double Hung new
4	w 96" x 48"	4 unit Double Hung new
5	w 48" x 48"	2 unit Double Hung New
6		
7		
8		
9		
10		
11		
12		
13		
14		
15		

Right side

Number	Window size	Scope of work
1	w 24" x 54" T	2 units Double Hung new
2	w 24" x 54" T	2 units Double Hung new
3	w 28" x 54" T	1 unit Double Hung new
4	w 26" x 46" T	1 unit Double Hung new
5	w 54" x 38" T	2 units Double Hung new
6	w 24" x 38" T	2 units Double Hung new
7	w 24" x 46" T	1 unit Double Hung new
8		
9		
10		
11		
12		
13		
14		
15		

Left side

number	Window size	Scope of work
1	w 26" x 56" T	3 double Hung units new
2	w 24" x 56" T	1 unit Double Hung new
3	w 28" x 58" T	1 unit Double Hung new
4	w 47" x 24" T	1 sliding unit new
5	w 28" x 58" T	1 unit Double Hung new
6	w 24" x 54" T	1 unit Double Hung new
7	w 24" x 54" T	1 unit Double Hung new
8	w 24" x 54" T	1 unit Double Hung new
9		
10		
11		
12		
13		
14		
15		

Back side

number	Window size	Scope of work
1	w 24" x 54" T	1 unit Double Hung new
2	w 24" x 54" T	1 unit Double Hung new
3	w 24" x 54" T	1 unit Double Hung new
4	w 24" x 54" T	1 unit Double Hung new
5	w 24" x 46 1/2" T	1 unit Double Hung new
6	24 x 54	2 units Double Hung new
7	24 x 54	1 unit Double Hung new
8	w 28" x 46" T	1 unit Double Hung new
9	w 28" x 46" T	1 unit Double Hung new
10	w 24" x 50" T	3 units Double Hung new
11		
12		
13		
14		
15		



1

2

3

4

5

6

7

8

9

10





1

2

3

4

3774

5

DTE
BURIED GAS LINE
HAND DIG
CALL 800-4-A-SAFE

800-4-A-SAFE



