

NOTE: Based on the scope of work, additional documentation may be required. See www.detroitmi.gov/hdc for scope-specific requirements.

PROJECT DETAILS – TELL US ABOUT YOUR PROJECT

Instructions: Add project details using the text box in each section. If your details exceed the space provided, attach the details via the attachment icon for that section.

ePLANS PERMIT NUMBER:

(only applicable if you've already applied for permits through ePLANS)

n/a

GENERAL

1. DESCRIPTION OF EXISTING CONDITION

Please tell us about the current appearance and conditions of the areas you want to change. You may use a few sentences or attach a separate prepared document on the right. (For example, "existing roof on my garage is covered in gray asphalt shingles in poor condition.")

Garage roof collapsed

2. PHOTOGRAPHS

Help us understand your project. Please attach photographs of all areas where work is proposed.



3. DESCRIPTION OF PROJECT

In this box, tell us about what you want to do at the areas described above in box #1. (For example, "Install new asphalt shingle roofing at garage.")

Rebuild garage roof



4. DETAILED SCOPE OF WORK

In this box, please describe all steps necessary to complete the work described in box #3. (For example, "remove existing shingles, replace wood deck as necessary, replace wood eaves, install roof vents, replace rotted fascia boards, paint, clean worksite.")

Clear Out the Garage:
 Prepare the site: Clean and re-level concrete
 Build the Framing
 Install New truss and roofing material
 Install Siding
 Reconnect Utilities
 Finish the Interior: insulation, drywall, paint.




5. BROCHURES/CUT SHEETS


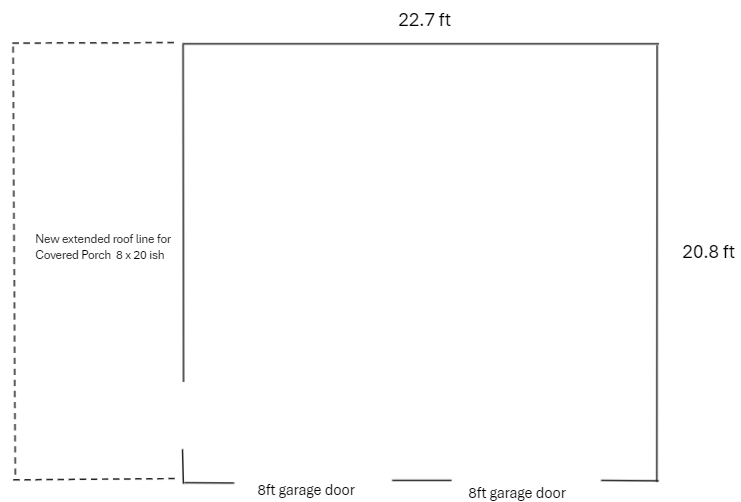
Please provide information on the products or materials you are proposing to install. For example, a brochure on the brand and color of the shingles proposed.

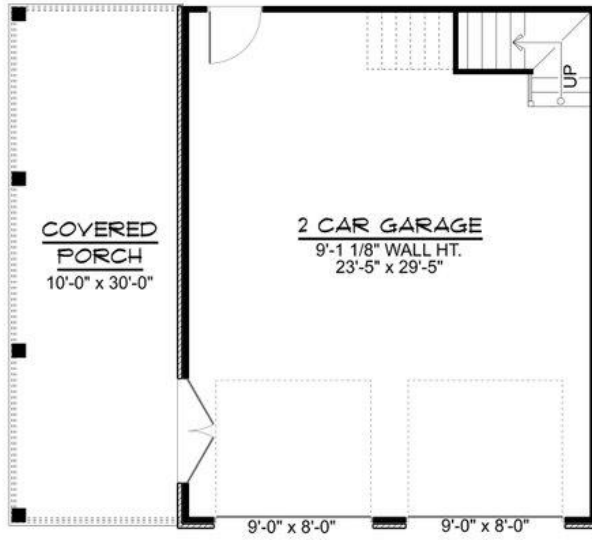
ADDITIONAL DETAILS

DocuSign Envelope ID: 1A0D6E39-2C15-45F8-A740-3A92AF8A75B0

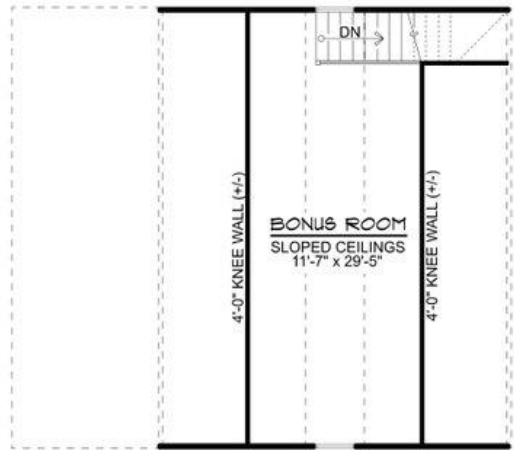








1ST FLOOR PLAN



LOFT PLAN

Garage Repairs

- The garage roof collapsed over 20 years ago. As we begin the clean up of the debris the rusted hinges and rails of the old doors broke as shown in the picture below.
- This is not repairable, so unfortunately the doors had to be removed.
- The structure is sound, new roof and doors can be installed.
- Electricity needs to be repaired.

