



HISTORIC DISTRICT COMMISSION APPLICATION FOR WORK APPROVAL

City of Detroit - Planning & Development Department
2 Woodward Avenue, Suite 808
Detroit, Michigan 48226

APPLICATION ID
HDC2025-00020

PROPERTY INFORMATION

ADDRESS(ES): 4015 glendale st
HISTORIC DISTRICT: Russell Woods-Sullivan

SCOPE OF WORK: (Check ALL that apply)

- | | | | | | |
|--|--|---------------------------------------|--|---|--------------------------------|
| <input checked="" type="checkbox"/> Windows/ Doors | <input type="checkbox"/> Walls/ Siding | <input type="checkbox"/> Painting | <input type="checkbox"/> Roof/Gutters/ Chimney | <input type="checkbox"/> Porch/Deck/Balcony | <input type="checkbox"/> Other |
| <input type="checkbox"/> Demolition | <input type="checkbox"/> Signage | <input type="checkbox"/> New Building | <input type="checkbox"/> Addition | <input type="checkbox"/> Site Improvements (landscape, trees, fences, patios, etc.) | |

BRIEF PROJECT DESCRIPTION: Vinyl window violation. Contractor does not have the original metal frame windows. only way i see to fix it is do a new lincoln window install. Remaking these will cost more then the house itself.

APPLICANT IDENTIFICATION

TYPE OF APPLICANT: Contractor			
NAME: john nova	COMPANY NAME: Nova Custom Homes LLC		
ADDRESS: 4155 hickory hills	CITY: dryden	STATE: MI	ZIP: 48428
PHONE: +1 (586) 504-0224	EMAIL: novacustomhomesllc@gmail.com		

I AGREE TO AND AFFIRM THE FOLLOWING:

- I understand that the failure to upload all required documentation may result in extended review times for my project and/or a denied application.
- I understand that the review of this application by the Historic District Commission does not waive my responsibility to comply with any other applicable ordinances including obtaining appropriate permits (building, sign, etc.) or other department approvals prior to beginning the work.
- I hereby certify that the information on this application is true and correct. I certify that the proposed work is authorized by the owner of record and I have been authorized to make this application as the property owner(s) authorized agent.

Signed by: D3DB2A4A6FE24A9...	01/19/2025
SIGNATURE	DATE

NOTE: Based on the scope of work, additional documentation may be required. See www.detroitmi.gov/hdc for scope-specific requirements.

PROJECT DETAILS – TELL US ABOUT YOUR PROJECT

Instructions: Add project details using the text box in each section. If your details exceed the space provided, attach the details via the attachment icon for that section.

ePLANS PERMIT NUMBER:

(only applicable if you've already applied for permits through ePLANS)

n/a

GENERAL

1. DESCRIPTION OF EXISTING CONDITION

Please tell us about the current appearance and conditions of the areas you want to change. You may use a few sentences or attach a separate prepared document on the right. (For example, "existing roof on my garage is covered in gray asphalt shingles in poor condition.")

Home is in stop work status. Requesting a new lincoln wood window install. The original windows are missing.



2. PHOTOGRAPHS

Help us understand your project. Please attach photographs of all areas where work is proposed.



3. DESCRIPTION OF PROJECT

In this box, tell us about what you want to do at the areas described above in box #1. (For example, "Install new asphalt shingle roofing at garage.")

New wood in and out lincoln window install. Double hung style. With Hdc recommend mullion patterns.



4. DETAILED SCOPE OF WORK

In this box, please describe all steps necessary to complete the work described in box #3. (For example, "remove existing shingles, replace wood deck as necessary, replace wood eaves, install roof vents, replace rotted fascia boards, paint, clean worksite.")

28 windows new install proposed.




5. BROCHURES/CUT SHEETS

Please provide information on the products or materials you are proposing to install. For example, a brochure on the brand and color of the shingles proposed.



ADDITIONAL DETAILS

<p>6. WINDOWS/DOORS <i>Detailed photographs of window(s) and/or door(s) proposed for replacement showing the condition of the interior and exterior of the window(s) and/or door(s)</i></p>	









4015 Glendale St, Detroit, MI 48238				
Location	Room	Qty	Size (WxH)	Window Style
Front Lower Left	Office	2	36.5" x 51"	Single Hung
Lower Left Side	1/2 Bath	1	20"x41.5"	Single Hung
Lower Left Side & Back	Kitchen	2	39"x40"	Single Hung
Lower Back	Kitchen Bay	2	21"x52"	Picture
Lower Back	Kitchen Bay	1	36.5"x52"	Single Hung
Front Lower Right	Living Room	5	20"x64"	Picture
Lower Right Side	Living Room	4	39"x52"	Single Hung

17

Upper FRONT Center	Master Bathroom	1	39"x40"	Single Hung
Upper Front	Master Bed	1	57.5"x52"	Single SLIDER
Upper Right Side	Master Bedroom	1	39"x52"	Single Hung
Upper Front & Left	Bedroom	2	39"x52"	Single Hung
Upper Right & Rear	Bedroom	2	39"x52"	Single Hung
Upper Left Side	Bedroom	1	39"x52"	Single Hung
Upper Rear Left	Bedroom	1	20.5"x52"	Single Hung
Upper Right Side	Full Bath Hallway	1	39"x40"	Single Hung
Upper Left Side	Stairwell Window	1	39"x64"	Single Hung

11

Quote Number

2439

P.O. Number

Nova Custom

Customer Name

Nova Custom Homes - 4015 Glendale St

Contact Name

John Nova

Billing Address

novacustomhomesllc@gmail.com

Quote Date

1/16/2025

Phone Number

586-504-0224

Fax Phone

Job Name

4015 Glendale

Job Site Address

4015 Glendale St
Detroit, MI 48238

Mobile Phone #

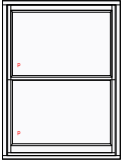


R.O. Allowance (Width = 1/2"-Height = 1/2")

M.O. Allowance (Width = 1/4"-Height = 1/4")

SHOWN AT NET PRICE

Line # 1 OFFICE - Front Lower Left

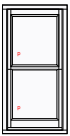


R.O. 37" x 51-1/16"
 U.D. 36-1/2" x 51"
 M.O. 36-3/4" x 51-1/4"
 O.A. Box Size 36-1/2x50-9/16"

• DBLH-1; Primed Wood Exterior;	458.28
LoE-272	
Box Size: 36-1/2x50-9/16	N/C
Custom Width	118.59
Custom Height	140.70
1 Full White Screen(s) Boxed	28.14
BetterVue Mesh	N/C
Screens May Not Fit Due To	N/C
Loose/No Brickmould	
Preserve Glass (Top)	N/C
Silver Spacer	N/C
Preserve Glass (Bottom)	N/C
Silver Spacer	N/C
4-9/16" Jamb	N/C
No Brickmould	N/C
PVC Sill Nosing	10.05
White Hardware	N/C
White Jambliners	N/C
Interior Double Prime Finish	18.76
Wide Rail Double Hung (Glass	N/C
Size:31-1/8x21-1/32)	
Clear Opening: 33-1/8x20-25/32	N/C
Square Ft. Of Clear Opening: 4.78	N/C
Sash 1	
U-Factor=0.3	
SHGC=0.3	
Visible Transmittance=0.52	
PG=LC-PG35-H	
Single Unit Rating Only	

2 Each @ \$774.52 \$1,549.04

Line # 2 HALF BATH - Lower Left Side



R.O. 20-1/2" x 41-9/16"
 U.D. 20" x 41-1/2"
 M.O. 20-1/4" x 41-3/4"
 O.A. Box Size 20x41-1/16"

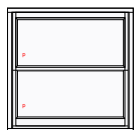
• DBLH-1; Primed Wood Exterior;	316.91
LoE-272	
Box Size: 20x41-1/16	N/C
Custom Width	118.59
Custom Height	140.70
1 Full White Screen(s) Boxed	18.76
BetterVue Mesh	N/C
Screens May Not Fit Due To	N/C
Loose/No Brickmould	
Preserve Glass (Top)	N/C
Silver Spacer	N/C
Preserve Glass (Bottom)	N/C
Silver Spacer	N/C
4-9/16" Jamb	N/C
No Brickmould	N/C
PVC Sill Nosing	5.36
White Hardware	N/C
White Jambliners	N/C
Interior Double Prime Finish	13.40
Wide Rail Double Hung (Glass	N/C
Size:14-5/8x16-9/32)	
Clear Opening: 16-5/8x16-1/32	N/C
Square Ft. Of Clear Opening: 1.85	N/C
Sash 1	
U-Factor=0.3	
SHGC=0.3	
Visible Transmittance=0.52	

(Continued From Previous Page)

PG=LC-PG35-H
 Single Unit Rating Only

1 Each @ \$613.72 \$613.72

Line # 3 KITCHEN - Lower Left Side & Back



R.O. 39-1/2" x 40-1/16"
 U.D. 39" x 40"
 M.O. 39-1/4" x 40-1/4"
 O.A. Box Size 39x39-9/16"

- DBLH-1; Primed Wood Exterior; 432.82
- LoE-272
- Box Size: 39x39-9/16 N/C
- Custom Width 118.59
- Custom Height 140.70
- 1 Full White Screen(s) Boxed 24.79
- BetterVue Mesh N/C
- Screens May Not Fit Due To N/C
- Loose/No Brickmould
- Preserve Glass (Top) N/C
- Silver Spacer N/C
- Preserve Glass (Bottom) N/C
- Silver Spacer N/C
- 4-9/16" Jamb N/C
- No Brickmould N/C
- PVC Sill Nosing 10.72
- White Hardware N/C
- White Jambliners N/C
- Interior Double Prime Finish 16.75
- Wide Rail Double Hung (Glass N/C
- Size:33-5/8x15-17/32)
- Clear Opening: 35-5/8x15-9/32 N/C
- Square Ft. Of Clear Opening: 3.78 N/C

Sash 1
 U-Factor=0.3
 SHGC=0.3
 Visible Transmittance=0.52
 PG=LC-PG25-H
 Single Unit Rating Only

2 Each @ \$744.37 \$1,488.74

Line # 4 KICHEN BAY - Lower Back



R.O. 21-1/2" x 52-1/16"
 U.D. 21" x 52"
 M.O. 21-1/4" x 52-1/4"
 O.A. Box Size 21x51-9/16"

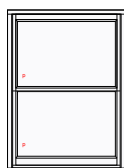
- DBLH-STUDIO-1; Primed Wood 479.72
- Exterior; LoE-272
- Custom Width 109.88
- Custom Height 109.88
- Preserve Glass N/C
- Silver Spacer N/C
- Box Size: 21x51-9/16 N/C
- 4-9/16" Jamb N/C
- No Brickmould N/C
- PVC Sill Nosing 6.03
- Interior Double Prime Finish 15.41
- Wide Rail Double Hung Studio N/C
- (Glass Size:15-5/8x44-5/8)

Sash 1
 U-Factor=0.29
 SHGC=0.31
 Visible Transmittance=0.54
 PG=CW-PG35-FW
 Single Unit Rating Only

2 Each @ \$720.92 \$1,441.84



Line # 5 KITCHEN BAY - Lower Back



R.O. 37" x 52-1/16"
U.D. 36-1/2" x 52"
M.O. 36-3/4" x 52-1/4"
O.A. Box Size 36-1/2x51-9/16"

- DBLH-1; Primed Wood Exterior; LoE-272 457.61
- Box Size: 36-1/2x51-9/16 N/C
- Custom Width 118.59
- Custom Height 140.70
- 1 Full White Screen(s) Boxed 28.14
- BetterVue Mesh N/C
- Screens May Not Fit Due To Loose/No Brickmould N/C
- Preserve Glass (Top) N/C
- Silver Spacer N/C
- Preserve Glass (Bottom) N/C
- Silver Spacer N/C
- 4-9/16" Jamb N/C
- No Brickmould N/C
- PVC Sill Nosing 10.05
- White Hardware N/C
- White Jambliners N/C
- Interior Double Prime Finish 18.76
- Wide Rail Double Hung (Glass Size:31-1/8x21-17/32) N/C
- Clear Opening: 33-1/8x21-9/32 N/C
- Square Ft. Of Clear Opening: 4.90 N/C

- Sash 1
- U-Factor=0.3
- SHGC=0.3
- Visible Transmittance=0.52
- PG=LC-PG35-H
- Single Unit Rating Only

1 Each @ \$773.85 \$773.85

Line # 6 LIVING ROOM - Front Lower Right



R.O. 20-1/2" x 64-1/16"
U.D. 20" x 64"
M.O. 20-1/4" x 64-1/4"
O.A. Box Size 20x63-9/16"

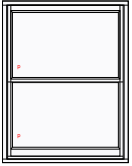
- DBLH-STUDIO-1; Primed Wood Exterior; LoE-272 540.69
- Custom Width 109.88
- Custom Height 109.88
- Preserve Glass N/C
- Silver Spacer N/C
- Box Size: 20x63-9/16 N/C
- 4-9/16" Jamb N/C
- No Brickmould N/C
- PVC Sill Nosing 5.36
- Interior Double Prime Finish 18.09
- Wide Rail Double Hung Studio (Glass Size:14-5/8x56-5/8) N/C

- Sash 1
- U-Factor=0.29
- SHGC=0.31
- Visible Transmittance=0.54
- PG=CW-PG35-FW
- Single Unit Rating Only

5 Each @ \$783.90 \$3,919.50



Line # 7 LIVING ROOM - Lower Right Side



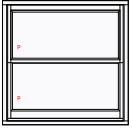
R.O. 39-1/2" x 52-1/16"
U.D. 39" x 52"
M.O. 39-1/4" x 52-1/4"
O.A. Box Size 39x51-9/16"

- DBLH-1; Primed Wood Exterior; 495.13
- LoE-272
- Box Size: 39x51-9/16 N/C
- Custom Width 118.59
- Custom Height 140.70
- 1 Full White Screen(s) Boxed 28.81
- BetterVue Mesh N/C
- Screens May Not Fit Due To N/C
- Loose/No Brickmould
- Preserve Glass (Top) N/C
- Silver Spacer N/C
- Preserve Glass (Bottom) N/C
- Silver Spacer N/C
- 4-9/16" Jamb N/C
- No Brickmould N/C
- PVC Sill Nosing 10.72
- White Hardware N/C
- White Jambliners N/C
- Interior Double Prime Finish 19.43
- Wide Rail Double Hung (Glass Size:33-5/8x21-17/32) N/C
- Clear Opening: 35-5/8x21-9/32 N/C
- Square Ft. Of Clear Opening: 5.26 N/C

- Sash 1
- U-Factor=0.3
- SHGC=0.3
- Visible Transmittance=0.52
- PG=LC-PG25-H
- Single Unit Rating Only

4 Each @ \$813.38 \$3,253.52

Line # 8 MASTER BATH - Upper Front Center



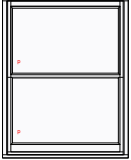
R.O. 39-1/2" x 40-1/16"
U.D. 39" x 40"
M.O. 39-1/4" x 40-1/4"
O.A. Box Size 39x39-9/16"

- DBLH-1; Primed Wood Exterior; 432.82
- LoE-272
- Box Size: 39x39-9/16 N/C
- Custom Width 118.59
- Custom Height 140.70
- 1 Full White Screen(s) Boxed 24.79
- BetterVue Mesh N/C
- Screens May Not Fit Due To N/C
- Loose/No Brickmould
- Preserve Glass (Top) N/C
- Silver Spacer N/C
- Preserve Glass (Bottom) N/C
- Silver Spacer N/C
- 4-9/16" Jamb N/C
- No Brickmould N/C
- PVC Sill Nosing 10.72
- White Hardware N/C
- White Jambliners N/C
- Interior Double Prime Finish 16.75
- Wide Rail Double Hung (Glass Size:33-5/8x15-17/32) N/C
- Clear Opening: 35-5/8x15-9/32 N/C
- Square Ft. Of Clear Opening: 3.78 N/C

- Sash 1
- U-Factor=0.3
- SHGC=0.3
- Visible Transmittance=0.52
- PG=LC-PG25-H
- Single Unit Rating Only

(Continued From Previous Page)

		1 Each @	\$744.37	\$744.37
<p>Line # 9 MASTER BEDROOM - Upper Front</p>  <p>R.O. 58" x 52-1/16" U.D. 57-1/2" x 52" M.O. 57-3/4" x 52-1/4" O.A. Box Size 57-1/2x51-9/16"</p>	<ul style="list-style-type: none"> • GLDR-1; 24-13/16x45-7/16; Primed Wood Exterior; LoE-272; XO Custom Width Custom Height 1 Half White Screen(s) Boxed; With Studs & Grommets BetterVue Mesh Screens May Not Fit Due To Loose/No Brickmould Preserve Glass Silver Spacer 4-9/16" Jamb No Brickmould PVC Sill Nosing White Hardware Interior Double Prime Finish Clear Opening: 25-3/8x47-5/16 Square Ft. Of Clear Opening: 8.34 <p>Sash 1 U-Factor=0.3 SHGC=0.3 Visible Transmittance=0.51 PG=LC-PG35 Single Unit Rating Only</p>		<p>596.30</p> <p>127.30</p> <p>105.19</p> <p>32.16</p> <p>N/C</p> <p>N/C</p> <p>N/C</p> <p>N/C</p> <p>N/C</p> <p>16.08</p> <p>N/C</p> <p>N/C</p> <p>23.45</p> <p>N/C</p> <p>N/C</p>	
		1 Each @	\$900.48	\$900.48

<p>Line # 10 MASTER BEDROOM - Upper Right Side</p>  <p>R.O. 39-1/2" x 52-1/16" U.D. 39" x 52" M.O. 39-1/4" x 52-1/4" O.A. Box Size 39x51-9/16"</p>	<ul style="list-style-type: none"> • DBLH-1; Primed Wood Exterior; LoE-272 Box Size: 39x51-9/16 Custom Width Custom Height 1 Full White Screen(s) Boxed BetterVue Mesh Screens May Not Fit Due To Loose/No Brickmould Preserve Glass (Top) Silver Spacer Preserve Glass (Bottom) Silver Spacer 4-9/16" Jamb No Brickmould PVC Sill Nosing White Hardware White Jambliners Interior Double Prime Finish Wide Rail Double Hung (Glass Size:33-5/8x21-17/32) Clear Opening: 35-5/8x21-9/32 Square Ft. Of Clear Opening: 5.26 <p>Sash 1 U-Factor=0.3 SHGC=0.3 Visible Transmittance=0.52 PG=LC-PG25-H</p>		<p>495.13</p> <p>N/C</p> <p>118.59</p> <p>140.70</p> <p>28.81</p> <p>N/C</p> <p>N/C</p> <p>N/C</p> <p>N/C</p> <p>N/C</p> <p>N/C</p> <p>N/C</p> <p>10.72</p> <p>N/C</p> <p>N/C</p> <p>19.43</p> <p>N/C</p> <p>N/C</p> <p>N/C</p>	
--	--	--	---	--

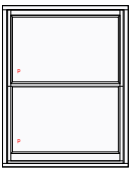


(Continued From Previous Page)

Sash 1
U-Factor=0.3
SHGC=0.3
Visible Transmittance=0.52
PG=LC-PG25-H
Single Unit Rating Only

2 Each @ \$813.38 \$1,626.76

Line # 13 BEDROOM - Upper Left Side



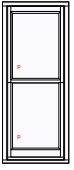
R.O. 39-1/2" x 52-1/16"
U.D. 39" x 52"
M.O. 39-1/4" x 52-1/4"
O.A. Box Size 39x51-9/16"

- DBLH-1; Primed Wood Exterior; 495.13
- LoE-272
- Box Size: 39x51-9/16 N/C
- Custom Width 118.59
- Custom Height 140.70
- 1 Full White Screen(s) Boxed 28.81
- BetterVue Mesh N/C
- Screens May Not Fit Due To N/C
- Loose/No Brickmould
- Preserve Glass (Top) N/C
- Silver Spacer N/C
- Preserve Glass (Bottom) N/C
- Silver Spacer N/C
- 4-9/16" Jamb N/C
- No Brickmould N/C
- PVC Sill Nosing 10.72
- White Hardware N/C
- White Jambliners N/C
- Interior Double Prime Finish 19.43
- Wide Rail Double Hung (Glass N/C
- Size:33-5/8x21-17/32)
- Clear Opening: 35-5/8x21-9/32 N/C
- Square Ft. Of Clear Opening: 5.26 N/C

Sash 1
U-Factor=0.3
SHGC=0.3
Visible Transmittance=0.52
PG=LC-PG25-H
Single Unit Rating Only

1 Each @ \$813.38 \$813.38

Line # 14 BEDROOM - Upper Rear Left



R.O. 21" x 52-1/16"
U.D. 20-1/2" x 52"
M.O. 20-3/4" x 52-1/4"
O.A. Box Size 20-1/2x51-9/16"

- DBLH-1; Primed Wood Exterior; 364.48
- LoE-272
- Box Size: 20-1/2x51-9/16 N/C
- Custom Width 118.59
- Custom Height 140.70
- 1 Full White Screen(s) Boxed 22.78
- BetterVue Mesh N/C
- Screens May Not Fit Due To N/C
- Loose/No Brickmould
- Preserve Glass (Top) N/C
- Silver Spacer N/C
- Preserve Glass (Bottom) N/C
- Silver Spacer N/C
- 4-9/16" Jamb N/C
- No Brickmould N/C
- PVC Sill Nosing 6.03
- White Hardware N/C
- White Jambliners N/C
- Interior Double Prime Finish 15.41



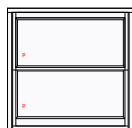
(Continued From Previous Page)

Wide Rail Double Hung (Glass	N/C
Size:15-1/8x21-17/32)	
Clear Opening: 17-1/8x21-9/32	N/C
Square Ft. Of Clear Opening: 2.53	N/C

Sash 1
 U-Factor=0.3
 SHGC=0.3
 Visible Transmittance=0.52
 PG=LC-PG35-H
 Single Unit Rating Only

1 Each @	<u>\$667.99</u>	\$667.99
-----------------	-----------------	----------

Line # 15 FULL BATH HALLWAY - Upper Right Side



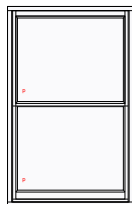
R.O. 39-1/2" x 40-1/16"
 U.D. 39" x 40"
 M.O. 39-1/4" x 40-1/4"
 O.A. Box Size 39x39-9/16"

• DBLH-1; Primed Wood Exterior;	432.82
LoE-272	
Box Size: 39x39-9/16	N/C
Custom Width	118.59
Custom Height	140.70
1 Full White Screen(s) Boxed	24.79
BetterVue Mesh	N/C
Screens May Not Fit Due To	N/C
Loose/No Brickmould	
Preserve Glass (Top)	N/C
Silver Spacer	N/C
Preserve Glass (Bottom)	N/C
Silver Spacer	N/C
4-9/16" Jamb	N/C
No Brickmould	N/C
PVC Sill Nosing	10.72
White Hardware	N/C
White Jambliners	N/C
Interior Double Prime Finish	16.75
Wide Rail Double Hung (Glass	N/C
Size:33-5/8x15-17/32)	
Clear Opening: 35-5/8x15-9/32	N/C
Square Ft. Of Clear Opening: 3.78	N/C

Sash 1
 U-Factor=0.3
 SHGC=0.3
 Visible Transmittance=0.52
 PG=LC-PG25-H
 Single Unit Rating Only

1 Each @	<u>\$744.37</u>	\$744.37
-----------------	-----------------	----------

Line # 16 STAIRWELL - Upper Left Side



R.O. 39-1/2" x 64-1/16"
 U.D. 39" x 64"
 M.O. 39-1/4" x 64-1/4"
 O.A. Box Size 39x63-9/16"

• DBLH-1; Primed Wood Exterior;	588.93
LoE-272	
Box Size: 39x63-9/16	N/C
Custom Width	118.59
Custom Height	140.70
1 Full White Screen(s) Boxed	33.50
BetterVue Mesh	N/C
Screens May Not Fit Due To	N/C
Loose/No Brickmould	
Preserve Glass (Top)	N/C
Silver Spacer	N/C
Preserve Glass (Bottom)	N/C
Silver Spacer	N/C
4-9/16" Jamb	N/C



(Continued From Previous Page)

No Brickmould	N/C
PVC Sill Nosing	10.72
White Hardware	N/C
White Jambliners	N/C
Interior Double Prime Finish	22.11
Wide Rail Double Hung (Glass Size:33-5/8x27-17/32)	N/C
Clear Opening: 35-5/8x27-9/32	N/C
Square Ft. Of Clear Opening: 6.75	N/C
Sash 1	
U-Factor=0.3	
SHGC=0.3	
Visible Transmittance=0.52	
PG=LC-PG25-H	
Single Unit Rating Only	

1 Each @	\$914.55	\$914.55
-----------------	-----------------	-----------------

Quoted prices are good for 30 days (Expires: 2/15/2025) and are subject to correction of computational errors.

TOTAL NET PRICE	\$21,892.25
SALES TAX (Taxable Amt: \$21,892.25)	\$1,313.54
DELIVERY CHARGE (Taxable Amt: \$21,892.25)	\$125.00
TOTAL QUOTATION PRICE	\$23,330.79



















1

2

3

4

5



1

2

Stays
As is

3

4



1

2

3

4

5

6

7



Right side

Number	Window size	Scope of work
1	w 39" X 52" T	new wood window install
2	w 39" X 40" T	new wood window install
3	w 39" X 52" T	new wood window install
4	w 39" X 52" T	new wood window install
5	w 39" X 52" T	new wood window install
6	w 39" X 52" T	new wood window install
7	w 39" X 52" T	new wood window install
8		
9		
10		
11		
12		
13		
14		
15		

Left side

number	Window size	Scope of work
1	w 39" x 82" T	new wood window install
2	w 39" x 64" T	new wood window install
3	w 39" x 52" T	new wood window install
4	w 36.5" x 51" T	new wood window install
5	w 20" x 41.5" T	new wood window install
6	w 39" x 40" T	new wood window install
7		
8		
9		
10		
11		
12		
13		
14		
15		

Back side

number	Window size	Scope of work
1	w 20.5" x 52" T	new wood window install
2	w 39" x 52" T	new wood window install
3	w 36.5" x 52" T	2 wood 1" x 52" T Bay new
4	w 39" x 40" T	new wood window install
5		
6		
7		
8		
9		
10		
11		
12		
13		
14		
15		

Front side

number	Window size	Scope of work
1	w 39" X 52" T	New wood window install
2	w 39" X 40" T	new wood window install
3	w 57.5" X 52" T	new wood window install
4	w 36.5" X 51" T	new wood window install
5	w 39" X 67" T	new 5 new window install
6		
7		
8		
9		
10		
11		
12		
13		
14		
15		