

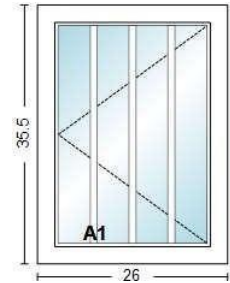
<b>BILL TO:</b>  <b>Matías Alaniz</b>   1667 Edison	<b>SHIP TO:</b>
--	-----------------

QUOTE #	QUOTE DATE	LOAD DATE	SHIP DATE	QUOTED BY
8299180	8/19/2024	Load Date Not Set	Quote Not Ordered	John Burgus
JOB NAME		CUSTOMER PO#	BUILDING/LOT #	CONTACT
1667 Edison		Matías Alaniz		

LineItem #	Description	Net Price	Extended
1-1	Rough Opening: 27 X 36, Frame: 26 X 35 1/2 Wrapping - Clear Opening Calculations 18.25 X 30.849, Clear Opening Area: 3.91 Wrapping - Masonry Opening Calculations 26 7/16 X 35 11/16 Product Unit 1:Mira Premium Casement Dimensions Custom, Frame Size 26 X 35.5 Color Exterior = White, Interior = Prefinished White Unit Type Left Unit Performance C-LC60 (DP +60/-70), No Thermal Requirement, U-Factor = 0.32, SHGC = 0.27, VLT = 0.48, CPD = PWG-M-177-02893-00001 Glass Low-E/Argon, Double Glazed, Annealed, Warm Edge (WE), Metal Grilles 7/8" SDL Exterior Only, Colonial, Exterior = White, 4W1H Hardware White Screen Full Screen, Black, Shipped Separately Wrapping - Exterior Casing None Wrapping - Jamb Extension 4 9/16"		

**Qty:** 1  
**Room Location:**  
 Side hg-A-left

**Note:** A



LineItem #	Description	Net Price	Extended
1-2	Unit 1 Screen, Size: 26 x 35.5, Screen Color: Black, Screen Width: 22.125 Screen Height: 31.125		

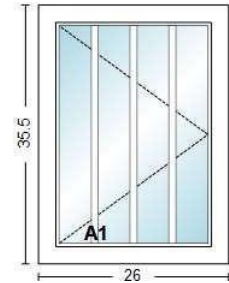
**Qty:** 1  
**Room Location:**  
 None Assigned  
**Note:**

QUOTE #	QUOTE DATE	LOAD DATE	SHIP DATE	QUOTED BY
8299180	8/19/2024	Load Date Not Set	Quote Not Ordered	John Burgus
JOB NAME		CUSTOMER PO#	BUILDING/LOT #	CONTACT
1667 Edison		Matías Alaniz		

LineItem #	Description	Net Price	Extended
------------	-------------	-----------	----------

2-1  
**Qty:** 1  
**Room Location:**  
 Side hg-A-rt  
**Note:** **A**

Rough Opening: 27 X 36, Frame: 26 X 35 1/2  
 Wrapping - Clear Opening Calculations 18.25 X 30.849, Clear Opening Area: 3.91  
 Wrapping - Masonry Opening Calculations 26 7/16 X 35 11/16  
 Product Unit 1:Mira Premium Casement  
 Dimensions Custom, Frame Size 26 X 35.5  
 Color Exterior = White, Interior = Prefinished White  
 Unit Type Right  
 Unit Performance C-LC60 (DP +60/-70), No Thermal Requirement, U-Factor = 0.32, SHGC = 0.27, VLT = 0.48, CPD = PWG-M-177-02893-00001  
 Glass Low-E/Argon, Double Glazed, Annealed, Warm Edge (WE), Metal Grilles 7/8" SDL Exterior Only, Colonial, Exterior = White, 4W1H  
 Hardware White  
 Screen Full Screen, Black, Shipped Separately  
 Wrapping - Exterior Casing None  
 Wrapping - Jamb Extension 4 9/16"



LineItem #	Description	Net Price	Extended
------------	-------------	-----------	----------

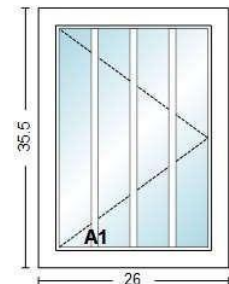
2-2  
**Qty:** 1  
**Room Location:**  
 None Assigned  
**Note:**

Unit 1 Screen, Size: 26 x 35.5, Screen Color: Black, Screen Width: 22.125  
 Screen Height: 31.125

LineItem #	Description	Net Price	Extended
------------	-------------	-----------	----------

3-1  
**Qty:** 1  
**Room Location:**  
 Bath hg-B-RT  
**Note:** **B**

Rough Opening: 27 X 36, Frame: 26 X 35 1/2  
 Wrapping - Clear Opening Calculations 18.25 X 30.849, Clear Opening Area: 3.91  
 Wrapping - Masonry Opening Calculations 26 7/16 X 35 11/16  
 Product Unit 1:Mira Premium Casement  
 Dimensions Custom, Frame Size 26 X 35.5  
 Color Exterior = White, Interior = Prefinished White  
 Unit Type Right  
 Unit Performance C-LC60 (DP +60/-70), No Thermal Requirement, U-Factor = 0.32, SHGC = 0.27, VLT = 0.48, CPD = PWG-M-177-02893-00001  
 Glass Low-E/Argon, Double Glazed, Annealed, Warm Edge (WE), Metal Grilles 7/8" SDL Exterior Only, Colonial, Exterior = White, 4W1H  
 Hardware White  
 Screen Full Screen, Black, Shipped Separately  
 Wrapping - Exterior Casing None  
 Wrapping - Jamb Extension 4 9/16"



QUOTE #	QUOTE DATE	LOAD DATE	SHIP DATE	QUOTED BY
8299180	8/19/2024	Load Date Not Set	Quote Not Ordered	John Burgus
JOB NAME		CUSTOMER PO#	BUILDING/LOT #	CONTACT
1667 Edison		Matías Alaniz		

LineItem #	Description	Net Price	Extended
------------	-------------	-----------	----------

3-2 Unit 1 Screen, Size: 26 x 35.5, Screen Color: Black, Screen Width: 22.125  
Screen Height: 31.125

Qty: 1

Room Location:

None Assigned

Note:

LineItem #	Description	Net Price	Extended
------------	-------------	-----------	----------

4-1 Rough Opening: 27 X 36, Frame: 26 X 35 1/2  
Wrapping - Clear Opening Calculations 18.25 X 30.849, Clear Opening Area: 3.91

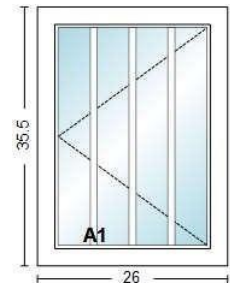
Qty: 1

Room Location:

Bath hg-B-LT

Note: **B**

Wrapping - Masonry Opening Calculations 26 7/16 X 35 11/16  
Product Unit 1:Mira Premium Casement  
Dimensions Custom, Frame Size 26 X 35.5  
Color Exterior = White, Interior = Prefinished White  
Unit Type Left  
Unit Performance C-LC60 (DP +60/-70), No Thermal Requirement, U-Factor = 0.32, SHGC = 0.27, VLT = 0.48, CPD = PWG-M-177-02893-00001  
Glass Low-E/Argon, Double Glazed, Annealed, Warm Edge (WE), Metal Grilles 7/8" SDL Exterior Only, Colonial, Exterior = White, 4W1H  
Hardware White  
Screen Full Screen, Black, Shipped Separately  
Wrapping - Exterior Casing None  
Wrapping - Jamb Extension 4 9/16"



LineItem #	Description	Net Price	Extended
------------	-------------	-----------	----------

4-2 Unit 1 Screen, Size: 26 x 35.5, Screen Color: Black, Screen Width: 22.125  
Screen Height: 31.125

Qty: 1

Room Location:

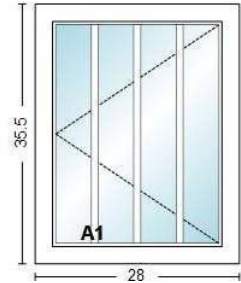
None Assigned

Note:

QUOTE #	QUOTE DATE	LOAD DATE	SHIP DATE	QUOTED BY
8299180	8/19/2024	Load Date Not Set	Quote Not Ordered	John Burgus
JOB NAME		CUSTOMER PO#	BUILDING/LOT #	CONTACT
1667 Edison		Matías Alaniz		

LineItem #	Description	Net Price	Extended
------------	-------------	-----------	----------

5-1 Rough Opening: 29 X 36, Frame: 28 X 35 1/2  
 Wrapping - Clear Opening Calculations 20.25 X 30.849, Clear Opening Area: 4.34  
 Wrapping - Masonry Opening Calculations 28 7/16 X 35 11/16  
 Product Unit 1:Mira Premium Casement  
 Dimensions Custom, Frame Size 28 X 35.5  
 Color Exterior = White, Interior = Prefinished White  
 Unit Type Left  
 Unit Performance C-LC60 (DP +60/-70), No Thermal Requirement, U-Factor = 0.32, SHGC = 0.27, VLT = 0.48, CPD = PWG-M-177-02893-00001  
 Glass Low-E/Argon, Double Glazed, Annealed, Warm Edge (WE), Metal Grilles 7/8" SDL Exterior Only, Colonial, Exterior = White, 4W1H  
 Hardware White  
 Screen Full Screen, Black, Shipped Separately  
 Wrapping - Exterior Casing None  
 Wrapping - Jamb Extension 4 9/16"



Qty: 1  
 Room Location:  
 Side hg-C-LT

Note: **C**

LineItem #	Description	Net Price	Extended
------------	-------------	-----------	----------

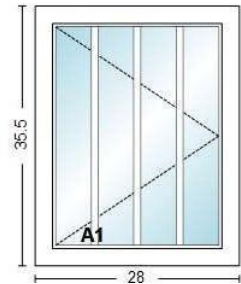
5-2 Unit 1 Screen, Size: 28 x 35.5, Screen Color: Black, Screen Width: 24.125  
 Screen Height: 31.125

Qty: 1  
 Room Location:  
 None Assigned

Note:

LineItem #	Description	Net Price	Extended
------------	-------------	-----------	----------

6-1 Rough Opening: 29 X 36, Frame: 28 X 35 1/2  
 Wrapping - Clear Opening Calculations 20.25 X 30.849, Clear Opening Area: 4.34  
 Wrapping - Masonry Opening Calculations 28 7/16 X 35 11/16  
 Product Unit 1:Mira Premium Casement  
 Dimensions Custom, Frame Size 28 X 35.5  
 Color Exterior = White, Interior = Prefinished White  
 Unit Type Right  
 Unit Performance C-LC60 (DP +60/-70), No Thermal Requirement, U-Factor = 0.32, SHGC = 0.27, VLT = 0.48, CPD = PWG-M-177-02893-00001  
 Glass Low-E/Argon, Double Glazed, Annealed, Warm Edge (WE), Metal Grilles 7/8" SDL Exterior Only, Colonial, Exterior = White, 4W1H  
 Hardware White  
 Screen Full Screen, Black, Shipped Separately  
 Wrapping - Exterior Casing None  
 Wrapping - Jamb Extension 4 9/16"



Qty: 2  
 Room Location:  
 Side hg-C-RT

Note: **C**

QUOTE #	QUOTE DATE	LOAD DATE	SHIP DATE	QUOTED BY
8299180	8/19/2024	Load Date Not Set	Quote Not Ordered	John Burgus
JOB NAME		CUSTOMER PO#	BUILDING/LOT #	CONTACT
1667 Edison		Matías Alaniz		

LineItem #	Description	Net Price	Extended
------------	-------------	-----------	----------

6-2 Unit 1 Screen, Size: 28 x 35.5, Screen Color: Black, Screen Width: 24.125  
Screen Height: 31.125

Qty: 2

Room Location:

None Assigned

Note:

LineItem #	Description	Net Price	Extended
------------	-------------	-----------	----------

7-1 Rough Opening: 39 X 57, Frame: 38 X 56 1/2  
Wrapping - Clear Opening Calculations 34.297 X 24.469, Clear Opening Area: 5.83

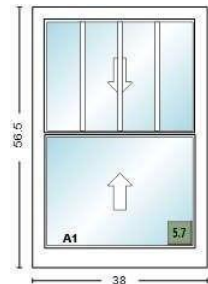
Qty: 2

Room Location:

DB Hung - D

Note: **N**

Wrapping - Masonry Opening Calculations 38 7/16 X 56 11/16  
Product Unit 1:Mira Premium Double Hung  
Dimensions Custom, Frame Size 38 X 56.5  
Color Exterior = White, Interior = Prefinished White, Balance = White  
Unit Type EZ Tilt  
Unit Performance H-LC50 (DP +50/-70), No Thermal Requirement, U-Factor = 0.33, SHGC = 0.28, VLT = 0.51, CPD = PWG-M-96-00688-00001  
Glass Unit 1: Low-E/Argon, Double Glazed, Warm Edge (WE), Metal  
Unit 1 Lower, 1 Upper: Annealed  
Grilles Unit 1 Bottom: None  
Unit 1 Top: 7/8" SDL Exterior Only, Colonial, Exterior = White, 4W1H  
Hardware White, 2 Locks  
Screen No Screen  
Wrapping - Exterior Casing None  
Wrapping - Jamb Extension 4 9/16"



LineItem #	Description	Net Price	Extended
------------	-------------	-----------	----------

8-1 Rough Opening: 29 X 57 3/4, Frame: 28 X 57 1/4  
Wrapping - Clear Opening Calculations 24.297 X 24.844, Clear Opening Area: 4.19

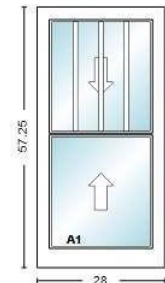
Qty: 9

Room Location:

DB Hung - D

Note: **E**

Wrapping - Masonry Opening Calculations 28 7/16 X 57 7/16  
Product Unit 1:Mira Premium Double Hung  
Dimensions Custom, Frame Size 28 X 57.25  
Color Exterior = White, Interior = Prefinished White, Balance = White  
Unit Type EZ Tilt  
Unit Performance H-LC50 (DP +50/-70), No Thermal Requirement, U-Factor = 0.33, SHGC = 0.28, VLT = 0.51, CPD = PWG-M-96-00688-00001  
Glass Unit 1: Low-E/Argon, Double Glazed, Warm Edge (WE), Metal  
Unit 1 Lower, 1 Upper: Annealed  
Grilles Unit 1 Bottom: None  
Unit 1 Top: 7/8" SDL Exterior Only, Colonial, Exterior = White, 4W1H  
Hardware White, 1 Lock  
Screen No Screen  
Wrapping - Exterior Casing None  
Wrapping - Jamb Extension 4 9/16"

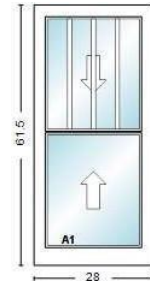


QUOTE #	QUOTE DATE	LOAD DATE	SHIP DATE	QUOTED BY
8299180	8/19/2024	Load Date Not Set	Quote Not Ordered	John Burgus
JOB NAME		CUSTOMER PO#	BUILDING/LOT #	CONTACT
1667 Edison		Matías Alaniz		

LineItem #	Description	Net Price	Extended
------------	-------------	-----------	----------

9-1  
**Qty:** 7  
**Room Location:**  
 DB Hung - D  
**Note:** **D**

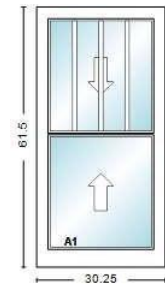
Rough Opening: 29 X 62, Frame: 28 X 61 1/2  
 Wrapping - Clear Opening Calculations 24.297 X 26.969, Clear Opening Area: 4.55  
 Wrapping - Masonry Opening Calculations 28 7/16 X 61 11/16  
 Product Unit 1:Mira Premium Double Hung  
 Dimensions Custom, Frame Size 28 X 61.5  
 Color Exterior = White, Interior = Prefinished White, Balance = White  
 Unit Type EZ Tilt  
 Unit Performance H-LC50 (DP +50/-70), No Thermal Requirement, U-Factor = 0.33, SHGC = 0.28, VLT = 0.51, CPD = PWG-M-96-00688-00001  
 Glass Unit 1: Low-E/Argon, Double Glazed, Warm Edge (WE), Metal Unit 1 Lower, 1 Upper: Annealed  
 Grilles Unit 1 Bottom: None  
 Unit 1 Top: 7/8" SDL Exterior Only, Colonial, Exterior = White, 4W1H  
 Hardware White, 1 Lock  
 Screen No Screen  
 Wrapping - Exterior Casing None  
 Wrapping - Jamb Extension 4 9/16"



LineItem #	Description	Net Price	Extended
------------	-------------	-----------	----------

10-1  
**Qty:** 3  
**Room Location:**  
 DB Hung - D  
**Note:** **L**

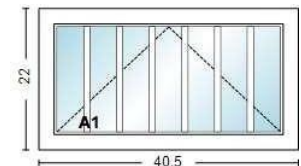
Rough Opening: 31 1/4 X 62, Frame: 30 1/4 X 61 1/2  
 Wrapping - Clear Opening Calculations 26.547 X 26.969, Clear Opening Area: 4.97  
 Wrapping - Masonry Opening Calculations 30 11/16 X 61 11/16  
 Product Unit 1:Mira Premium Double Hung  
 Dimensions Custom, Frame Size 30.25 X 61.5  
 Color Exterior = White, Interior = Prefinished White, Balance = White  
 Unit Type EZ Tilt  
 Unit Performance H-LC50 (DP +50/-70), No Thermal Requirement, U-Factor = 0.33, SHGC = 0.28, VLT = 0.51, CPD = PWG-M-96-00688-00001  
 Glass Unit 1: Low-E/Argon, Double Glazed, Warm Edge (WE), Metal Unit 1 Lower, 1 Upper: Annealed  
 Grilles Unit 1 Bottom: None  
 Unit 1 Top: 7/8" SDL Exterior Only, Colonial, Exterior = White, 4W1H  
 Hardware White, 2 Locks  
 Screen No Screen  
 Wrapping - Exterior Casing None  
 Wrapping - Jamb Extension 4 9/16"



LineItem #	Description	Net Price	Extended
------------	-------------	-----------	----------

11-1  
**Qty:** 3  
**Room Location:**  
 Side Hg-In-E  
**Note:** **F**

Rough Opening: 41 1/2 X 22 1/2, Frame: 40 1/2 X 22  
 Wrapping - Masonry Opening Calculations 40 15/16 X 22 3/16  
 Product Unit 1:Mira Premium Awning  
 Dimensions Custom, Frame Size 40.5 X 22  
 Color Exterior = White, Interior = Prefinished White  
 Unit Performance AP-LC60 (DP +60/-70), No Thermal Requirement, U-Factor = 0.32, SHGC = 0.27, VLT = 0.48, CPD = PWG-M-178-02893-00001  
 Glass Low-E/Argon, Double Glazed, Annealed, Warm Edge (WE), Metal Grilles 7/8" SDL Exterior Only, Colonial, Exterior = White, 7W1H  
 Hardware White  
 Screen Full Screen, Black, Shipped Separately  
 Wrapping - Exterior Casing None  
 Wrapping - Jamb Extension 4 9/16"



QUOTE #	QUOTE DATE	LOAD DATE	SHIP DATE	QUOTED BY
8299180	8/19/2024	Load Date Not Set	Quote Not Ordered	John Burgus
JOB NAME		CUSTOMER PO#	BUILDING/LOT #	CONTACT
1667 Edison		Matías Alaniz		

LineItem #	Description	Net Price	Extended
------------	-------------	-----------	----------

11-2 Unit 1 Screen, Size: 40.5 x 22, Screen Color: Black, Screen Width: 36.625  
Screen Height: 17.625

Qty: 3

Room Location:

None Assigned

Note:

LineItem #	Description	Net Price	Extended
------------	-------------	-----------	----------

12-1 Rough Opening: 23 X 53 3/4, Frame: 22 X 53 1/4  
Wrapping - Clear Opening Calculations 18.297 X 22.844, Clear Opening Area: 2.9

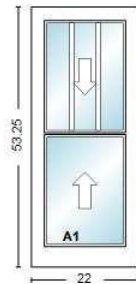
Qty: 1

Room Location:

Bath DB HG-D

Note: **K**

Wrapping - Masonry Opening Calculations 22 7/16 X 53 7/16  
Product Unit 1:Mira Premium Double Hung  
Dimensions Custom, Frame Size 22 X 53.25  
Color Exterior = White, Interior = Prefinished White, Balance = White  
Unit Type EZ Tilt  
Unit Performance H-LC50 (DP +50/-70), No Thermal Requirement, U-Factor = 0.33, SHGC = 0.28, VLT = 0.51, CPD = PWG-M-96-00688-00001  
Glass Unit 1: Low-E/Argon, Double Glazed, Warm Edge (WE), Metal  
Unit 1 Lower, 1 Upper: Annealed  
Grilles Unit 1 Bottom: None  
Unit 1 Top: 7/8" SDL Exterior Only, Colonial, Exterior = White, 3W1H  
Hardware White, 1 Lock  
Screen No Screen  
Wrapping - Exterior Casing None  
Wrapping - Jamb Extension 4 9/16"



LineItem #	Description	Net Price	Extended
------------	-------------	-----------	----------

13-1 Rough Opening: 27 X 57 3/4, Frame: 26 X 57 1/4  
Wrapping - Clear Opening Calculations 22.297 X 24.844, Clear Opening Area: 3.85

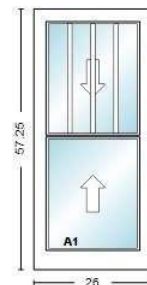
Qty: 2

Room Location:

DB HG-D

Note: **J**

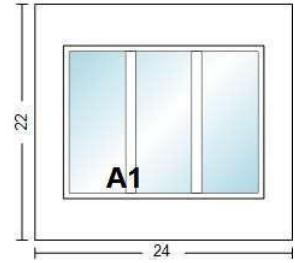
Wrapping - Masonry Opening Calculations 26 7/16 X 57 7/16  
Product Unit 1:Mira Premium Double Hung  
Dimensions Custom, Frame Size 26 X 57.25  
Color Exterior = White, Interior = Prefinished White, Balance = White  
Unit Type EZ Tilt  
Unit Performance H-LC50 (DP +50/-70), No Thermal Requirement, U-Factor = 0.33, SHGC = 0.28, VLT = 0.51, CPD = PWG-M-96-00688-00001  
Glass Unit 1: Low-E/Argon, Double Glazed, Warm Edge (WE), Metal  
Unit 1 Lower, 1 Upper: Annealed  
Grilles Unit 1 Bottom: None  
Unit 1 Top: 7/8" SDL Exterior Only, Colonial, Exterior = White, 4W1H  
Hardware White, 1 Lock  
Screen No Screen  
Wrapping - Exterior Casing None  
Wrapping - Jamb Extension 4 9/16"



QUOTE #	QUOTE DATE	LOAD DATE	SHIP DATE	QUOTED BY
8299180	8/19/2024	Load Date Not Set	Quote Not Ordered	John Burgus
JOB NAME		CUSTOMER PO#	BUILDING/LOT #	CONTACT
1667 Edison		Matías Alaniz		

LineItem #	Description	Net Price	Extended
------------	-------------	-----------	----------

14-1 Rough Opening: 25 X 22 1/2, Frame: 24 X 22  
 Wrapping - Masonry Opening Calculations 24 7/16 X 22 3/16  
 Product Unit 1:Mira Premium Double Hung Fixed Window - Sash Set  
 Dimensions Custom, Frame Size 24 X 22  
 Color Exterior = White, Interior = Prefinished White  
 Unit Performance FW-LC50 (DP +50/-70), No Thermal Requirement, U-Factor = 0.33, SHGC = 0.29, VLT = 0.53, CPD = PWG-M-94-01754-00001  
 Glass Low-E/Argon, Double Glazed, Annealed, Warm Edge (WE), Metal Grilles 7/8" SDL Exterior Only, Colonial, Exterior = White, 3W1H  
 Wrapping - Exterior Casing None  
 Wrapping - Jamb Extension 4 9/16"

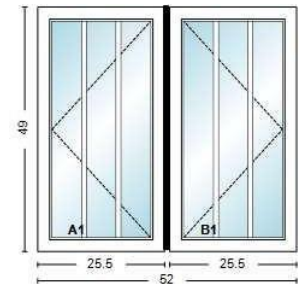


Qty: 2  
 Room Location:  
 pic window

Note: **I**

LineItem #	Description	Net Price	Extended
------------	-------------	-----------	----------

15-1 Rough Opening: 53 X 49 3/4, Frame: 52 X 49  
 Wrapping - Clear Opening Calculations 17.75 X 44.349, Clear Opening Area: 5.47  
 Wrapping - Masonry Opening Calculations 52 7/16 X 49 3/16  
 Product Unit 1:Mira Premium Casement | Unit 2:Mira Premium Casement  
 Dimensions Custom, Frame Size 25.5 X 49  
 Color Exterior = White, Interior = Prefinished White  
 Unit Type Unit 1: Left  
 Unit 2: Right  
 Unit Performance C-LC60 (DP +60/-70), No Thermal Requirement, U-Factor = 0.32, SHGC = 0.27, VLT = 0.48, CPD = PWG-M-177-02893-00001  
 Glass Low-E/Argon, Double Glazed, Annealed, Warm Edge (WE), Metal Grilles 7/8" SDL Exterior Only, Colonial, Exterior = White, 3W1H  
 Hardware White  
 Screen Full Screen, Black, Shipped Separately  
 Wrapping - Exterior Casing None  
 Wrapping - Jamb Extension 4 9/16"  
 Wrapping - Overall Performance DP+60/-70  
 Mulls Vertical Factory 1" thick



Qty: 1  
 Room Location:  
 Slider

Note: **H**

LineItem #	Description	Net Price	Extended
------------	-------------	-----------	----------

15-2 Unit 1 Screen, Size: 25.5 x 49, Screen Color: Black, Screen Width: 21.625  
 Screen Height: 44.625

Qty: 1  
 Room Location:  
 None Assigned

Note:



QUOTE #	QUOTE DATE	LOAD DATE	SHIP DATE	QUOTED BY
8299180	8/19/2024	Load Date Not Set	Quote Not Ordered	John Burgus
JOB NAME		CUSTOMER PO#	BUILDING/LOT #	CONTACT
1667 Edison		Matías Alaniz		

LineItem #	Description	Net Price	Extended
------------	-------------	-----------	----------

15-3 Unit 2 Screen, Size: 25.5 x 49, Screen Color: Black, Screen Width: 21.625  
Screen Height: 44.625

Qty: 1

Room Location:

None Assigned

Note:

LineItem #	Description	Net Price	Extended
------------	-------------	-----------	----------

16-1 Rough Opening: 35 1/4 X 28, Frame: 34 1/4 X 27 1/2  
Wrapping - Clear Opening Calculations 26.5 X 22.849, Clear Opening Area: 4.2

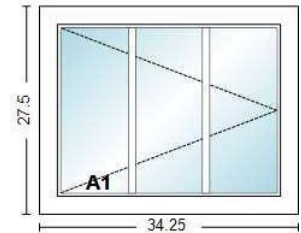
Qty: 1

Room Location:

Slider

Note: **G**

Wrapping - Masonry Opening Calculations 34 11/16 X 27 11/16  
Product Unit 1:Mira Premium Casement  
Dimensions Custom, Frame Size 34.25 X 27.5  
Color Exterior = White, Interior = Prefinished White  
Unit Type Right  
Unit Performance C-LC60 (DP +60/-70), No Thermal Requirement, U-Factor = 0.32, SHGC = 0.27, VLT = 0.48, CPD = PWG-M-177-02893-00001  
Glass Low-E/Argon, Double Glazed, Annealed, Warm Edge (WE), Metal Grilles 7/8" SDL Exterior Only, Colonial, Exterior = White, 3W1H  
Hardware White  
Screen Full Screen, Black, Shipped Separately  
Wrapping - Exterior Casing None  
Wrapping - Jamb Extension 4 9/16"



LineItem #	Description	Net Price	Extended
------------	-------------	-----------	----------

16-2 Unit 1 Screen, Size: 34.25 x 27.5, Screen Color: Black, Screen Width: 30.375 Screen Height: 23.125

Qty: 1

Room Location:

None Assigned

Note:

QUOTE #	QUOTE DATE	LOAD DATE	SHIP DATE	QUOTED BY
8299180	8/19/2024	Load Date Not Set	Quote Not Ordered	John Burgus
JOB NAME		CUSTOMER PO#	BUILDING/LOT #	CONTACT
1667 Edison		Matías Alaniz		

LineItem #	Description	Net Price	Extended
------------	-------------	-----------	----------

17-1

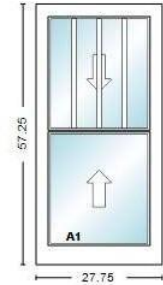
Rough Opening: 28 3/4 X 57 3/4, Frame: 27 3/4 X 57 1/4  
Wrapping - Clear Opening Calculations 24.047 X 24.844, Clear Opening Area: 4.15  
Wrapping - Masonry Opening Calculations 28 3/16 X 57 7/16  
Product Unit 1:Mira Premium Double Hung  
Dimensions Custom, Frame Size 27.75 X 57.25  
Color Exterior = White, Interior = Prefinished White, Balance = White  
Unit Type EZ Tilt  
Unit Performance H-LC50 (DP +50/-70), No Thermal Requirement, U-Factor = 0.33, SHGC = 0.28, VLT = 0.51, CPD = PWG-M-96-00688-00001  
Glass Unit 1: Low-E/Argon, Double Glazed, Warm Edge (WE), Metal Unit 1 Lower, 1 Upper: Annealed  
Grilles Unit 1 Bottom: None  
Unit 1 Top: 7/8" SDL Exterior Only, Colonial, Exterior = White, 4W1H  
Hardware White, 1 Lock  
Screen No Screen  
Wrapping - Exterior Casing None  
Wrapping - Jamb Extension 4 9/16"

Qty: 1

Room Location:

DB Hung - D

Note: **M**



Total Unit Quantity: 52