



HISTORIC DISTRICT COMMISSION APPLICATION FOR WORK APPROVAL

City of Detroit - Planning & Development Department
2 Woodward Avenue, Suite 808
Detroit, Michigan 48226

APPLICATION ID
HDC2024-00493

PROPERTY INFORMATION

ADDRESS(ES): 1667 edison
HISTORIC DISTRICT: Boston-Edison

SCOPE OF WORK: (Check ALL that apply)

- | | | | | | |
|--|---|--|--|---|--------------------------------|
| <input checked="" type="checkbox"/> Windows/ Doors | <input checked="" type="checkbox"/> Walls/ Siding | <input checked="" type="checkbox"/> Painting | <input type="checkbox"/> Roof/Gutters/ Chimney | <input type="checkbox"/> Porch/Deck/Balcony | <input type="checkbox"/> Other |
| <input type="checkbox"/> Demolition | <input type="checkbox"/> Signage | <input type="checkbox"/> New Building | <input type="checkbox"/> Addition | <input type="checkbox"/> Site Improvements (landscape, trees, fences, patios, etc.) | |

BRIEF PROJECT DESCRIPTION: Change windows, repair soffits, fascia boards and siding.
--

APPLICANT IDENTIFICATION

TYPE OF APPLICANT: Property Owner/Homeowner			
NAME: Matias Alaniz	COMPANY NAME: Milros llc		
ADDRESS: 3801 s ocean dr	CITY: hollywood	STATE: FL	ZIP: 33019
PHONE: +1 (954) 743-8921	EMAIL: matias@smartchoiceinvest.com		

I AGREE TO AND AFFIRM THE FOLLOWING:

- I understand that the failure to upload all required documentation may result in extended review times for my project and/or a denied application.
- I understand that the review of this application by the Historic District Commission does not waive my responsibility to comply with any other applicable ordinances including obtaining appropriate permits (building, sign, etc.) or other department approvals prior to beginning the work.
- I hereby certify that I am the legal owner and occupant of the subject property and that the information on this application is true and correct.

DocuSigned by: 2C9768E565DA42B...	08/23/2024
SIGNATURE	DATE

NOTE: Based on the scope of work, additional documentation may be required. See www.detroitmi.gov/hdc for scope-specific requirements.

PROJECT DETAILS – TELL US ABOUT YOUR PROJECT

Instructions: Add project details using the text box in each section. If your details exceed the space provided, attach the details via the attachment icon for that section.

ePLANS PERMIT NUMBER:

(only applicable if you've already applied for permits through ePLANS)

BLD2024-01208

GENERAL

1. DESCRIPTION OF EXISTING CONDITION

Please tell us about the current appearance and conditions of the areas you want to change. You may use a few sentences or attach a separate prepared document on the right. (For example, "existing roof on my garage is covered in gray asphalt shingles in poor condition.")

2. PHOTOGRAPHS

Help us understand your project. Please attach photographs of all areas where work is proposed.



3. DESCRIPTION OF PROJECT

In this box, tell us about what you want to do at the areas described above in box #1. (For example, "Install new asphalt shingle roofing at garage.")




4. DETAILED SCOPE OF WORK

In this box, please describe all steps necessary to complete the work described in box #3. (For example, "remove existing shingles, replace wood deck as necessary, replace wood eaves, install roof vents, replace rotted fascia boards, paint, clean worksite.")

5. BROCHURES/CUT SHEETS

Please provide information on the products or materials you are proposing to install. For example, a brochure on the brand and color of the shingles proposed.

ADDITIONAL DETAILS

6. WINDOWS/DOORS <i>Detailed photographs of window(s) and/or door(s) proposed for replacement showing the condition of the interior and exterior of the window(s) and/or door(s)</i>	

1667 Edison St, Detroit

This document presents information regarding the repair of, WINDOWS, SOFFITS, SIDING, and ALUMINUM TRIM.

Note: To comply with the DHCD guidelines, all the vinyl soffits and siding have been removed from the property, and all the aluminum trim on the window frames has been removed. We want to emphasize that all the wood beneath the vinyl we removed remains original, including the soffits and window frames. See the pictures in **EXHIBIT A**.

- **Windows:**

Our proposal includes installing **Aluminum-clad Wood** windows on the front of the house that maintain the original design with the vertical grid pattern featured in the original windows.

The remaining windows, on the sides and rear of the house, will also be aluminum-clad wood but without the vertical grid pattern. This approach allows the property to preserve its original aesthetic at the front while ensuring high-quality components are used throughout the rest of the house. **See the Quote** at the end of this document for detailed information on the windows.

The windows marked in **red with the letter A** will feature the original design with the vertical grid pattern. The windows marked in **blue with the letter B** will also be aluminum-clad wood but without the grid design.












- **Dormers Siding**

As seen in the photos, the dormers of the property lack a consistent pattern. Some feature diagonal cuts, while others have horizontal cuts. The material used is asphalt shingles and wood. See **EXHIBIT B**.

We propose applying uniform siding to all four dormers. We would like to present several options for the Commission to choose from to ensure the most appropriate material is selected to maintain the original aesthetic.

Regardless of the material chosen, it will be painted white to match the original color. Additionally, these materials are designed to resemble the appearance of wood from a distance.

Materials:

Lap Engineered Treated Composite Siding	Fiber-Cement siding Shingle Wavy	Fiber-Cement Siding Shingle Thatched
		

- **Garage Siding**

For the garage, we propose preserving the original wood and replacing any damaged or rotten boards with matching wood. The color will remain the same, white.

Additionally, we plan to install a new exterior door and remove the window, as it was not present when the house was purchased.




- **Soffits and Facia boards**

For these components, we propose leaving them intact and performing only the necessary maintenance to repair them. The plan is to replace any damaged or rotten wood with pieces of the same dimensions and style. Afterward, we will paint them white, matching the color they had when the house was purchased.



EXHIBIT A







EXHIBIT B

FRONT



BACK



DRIVEWAY SIDE





PLY GEM

MIRA Series Windows

NEW CONSTRUCTION – ALUMINUM-CLAD WOOD

If you are looking for the warmth and beauty of a wood window, with the durability and weather resistance of aluminum, the MIRA aluminum-clad series is the smart choice for your home.

5 Interior Color Options



3 Exterior Color Options



43 Signature and Radiance Exterior Color Options



Due to screen resolution limitations, product colors may not be exactly as shown.

MIRA Series Windows. Expertly crafted to provide the performance you need and the look you love to make your new home unlike any other.



MIRA Double Hung Window



MIRA Casement Window



MIRA Awning Window



MIRA Picture Window



QUOTE EXPIRES

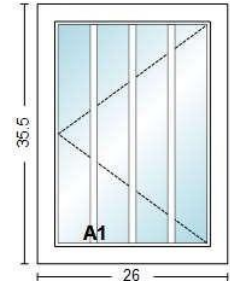
Quote Not Certified

BILL TO: Matías Alaniz 1667 Edison	SHIP TO:
--	-----------------

QUOTE #	QUOTE DATE	LOAD DATE	SHIP DATE	QUOTED BY
8299180	8/19/2024	Load Date Not Set	Quote Not Ordered	John Burgus
JOB NAME		CUSTOMER PO#	BUILDING/LOT #	CONTACT
1667 Edison		Matías Alaniz		

LineItem #	Description	Net Price	Extended
1-1	Rough Opening: 27 X 36, Frame: 26 X 35 1/2 Wrapping - Clear Opening Calculations 18.25 X 30.849, Clear Opening Area: 3.91 Wrapping - Masonry Opening Calculations 26 7/16 X 35 11/16 Product Unit 1:Mira Premium Casement Dimensions Custom, Frame Size 26 X 35.5 Color Exterior = White, Interior = Prefinished White Unit Type Left Unit Performance C-LC60 (DP +60/-70), No Thermal Requirement, U-Factor = 0.32, SHGC = 0.27, VLT = 0.48, CPD = PWG-M-177-02893-00001 Glass Low-E/Argon, Double Glazed, Annealed, Warm Edge (WE), Metal Grilles 7/8" SDL Exterior Only, Colonial, Exterior = White, 4W1H Hardware White Screen Full Screen, Black, Shipped Separately Wrapping - Exterior Casing None Wrapping - Jamb Extension 4 9/16"		

Qty: 1
Room Location:
 Side hg-A-left
Note:



LineItem #	Description	Net Price	Extended
1-2	Unit 1 Screen, Size: 26 x 35.5, Screen Color: Black, Screen Width: 22.125 Screen Height: 31.125		

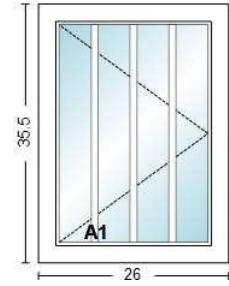
Qty: 1
Room Location:
 None Assigned
Note:

QUOTE #	QUOTE DATE	LOAD DATE	SHIP DATE	QUOTED BY
8299180	8/19/2024	Load Date Not Set	Quote Not Ordered	John Burgus
JOB NAME		CUSTOMER PO#	BUILDING/LOT #	CONTACT
1667 Edison		Matías Alaniz		

LineItem #	Description	Net Price	Extended
------------	-------------	-----------	----------

2-1
Qty: 1
Room Location: Side hg-A-rt
Note:

Rough Opening: 27 X 36, Frame: 26 X 35 1/2
 Wrapping - Clear Opening Calculations 18.25 X 30.849, Clear Opening Area: 3.91
 Wrapping - Masonry Opening Calculations 26 7/16 X 35 11/16
 Product Unit 1:Mira Premium Casement
 Dimensions Custom, Frame Size 26 X 35.5
 Color Exterior = White, Interior = Prefinished White
 Unit Type Right
 Unit Performance C-LC60 (DP +60/-70), No Thermal Requirement, U-Factor = 0.32, SHGC = 0.27, VLT = 0.48, CPD = PWG-M-177-02893-00001
 Glass Low-E/Argon, Double Glazed, Annealed, Warm Edge (WE), Metal Grilles 7/8" SDL Exterior Only, Colonial, Exterior = White, 4W1H
 Hardware White
 Screen Full Screen, Black, Shipped Separately
 Wrapping - Exterior Casing None
 Wrapping - Jamb Extension 4 9/16"



LineItem #	Description	Net Price	Extended
------------	-------------	-----------	----------

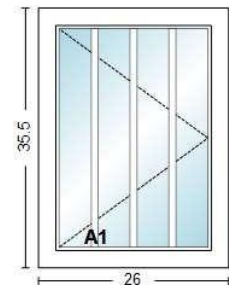
2-2
Qty: 1
Room Location: None Assigned
Note:

Unit 1 Screen, Size: 26 x 35.5, Screen Color: Black, Screen Width: 22.125
 Screen Height: 31.125

LineItem #	Description	Net Price	Extended
------------	-------------	-----------	----------

3-1
Qty: 1
Room Location: Bath hg-B-RT
Note:

Rough Opening: 27 X 36, Frame: 26 X 35 1/2
 Wrapping - Clear Opening Calculations 18.25 X 30.849, Clear Opening Area: 3.91
 Wrapping - Masonry Opening Calculations 26 7/16 X 35 11/16
 Product Unit 1:Mira Premium Casement
 Dimensions Custom, Frame Size 26 X 35.5
 Color Exterior = White, Interior = Prefinished White
 Unit Type Right
 Unit Performance C-LC60 (DP +60/-70), No Thermal Requirement, U-Factor = 0.32, SHGC = 0.27, VLT = 0.48, CPD = PWG-M-177-02893-00001
 Glass Low-E/Argon, Double Glazed, Annealed, Warm Edge (WE), Metal Grilles 7/8" SDL Exterior Only, Colonial, Exterior = White, 4W1H
 Hardware White
 Screen Full Screen, Black, Shipped Separately
 Wrapping - Exterior Casing None
 Wrapping - Jamb Extension 4 9/16"



QUOTE #	QUOTE DATE	LOAD DATE	SHIP DATE	QUOTED BY
8299180	8/19/2024	Load Date Not Set	Quote Not Ordered	John Burgus
JOB NAME		CUSTOMER PO#	BUILDING/LOT #	CONTACT
1667 Edison		Matías Alaniz		

LineItem #	Description	Net Price	Extended
------------	-------------	-----------	----------

3-2 Unit 1 Screen, Size: 26 x 35.5, Screen Color: Black, Screen Width: 22.125
Screen Height: 31.125

Qty: 1

Room Location:

None Assigned

Note:

LineItem #	Description	Net Price	Extended
------------	-------------	-----------	----------

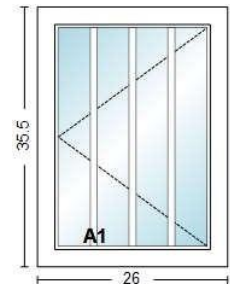
4-1 Rough Opening: 27 X 36, Frame: 26 X 35 1/2
Wrapping - Clear Opening Calculations 18.25 X 30.849, Clear Opening Area: 3.91
Wrapping - Masonry Opening Calculations 26 7/16 X 35 11/16
Product Unit 1:Mira Premium Casement
Dimensions Custom, Frame Size 26 X 35.5
Color Exterior = White, Interior = Prefinished White
Unit Type Left
Unit Performance C-LC60 (DP +60/-70), No Thermal Requirement, U-Factor = 0.32, SHGC = 0.27, VLT = 0.48, CPD = PWG-M-177-02893-00001
Glass Low-E/Argon, Double Glazed, Annealed, Warm Edge (WE), Metal Grilles 7/8" SDL Exterior Only, Colonial, Exterior = White, 4W1H
Hardware White
Screen Full Screen, Black, Shipped Separately
Wrapping - Exterior Casing None
Wrapping - Jamb Extension 4 9/16"

Qty: 1

Room Location:

Bath hg-B-LT

Note:



LineItem #	Description	Net Price	Extended
------------	-------------	-----------	----------

4-2 Unit 1 Screen, Size: 26 x 35.5, Screen Color: Black, Screen Width: 22.125
Screen Height: 31.125

Qty: 1

Room Location:

None Assigned

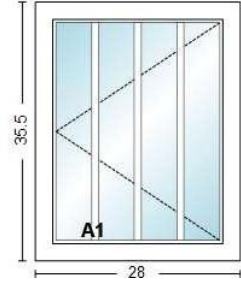
Note:

QUOTE #	QUOTE DATE	LOAD DATE	SHIP DATE	QUOTED BY
8299180	8/19/2024	Load Date Not Set	Quote Not Ordered	John Burgus
JOB NAME		CUSTOMER PO#	BUILDING/LOT #	CONTACT
1667 Edison		Matías Alaniz		

LineItem #	Description	Net Price	Extended
------------	-------------	-----------	----------

5-1
Qty: 1
Room Location: Side hg-C-LT
Note:

Rough Opening: 29 X 36, Frame: 28 X 35 1/2
 Wrapping - Clear Opening Calculations 20.25 X 30.849, Clear Opening Area: 4.34
 Wrapping - Masonry Opening Calculations 28 7/16 X 35 11/16
 Product Unit 1:Mira Premium Casement
 Dimensions Custom, Frame Size 28 X 35.5
 Color Exterior = White, Interior = Prefinished White
 Unit Type Left
 Unit Performance C-LC60 (DP +60/-70), No Thermal Requirement, U-Factor = 0.32, SHGC = 0.27, VLT = 0.48, CPD = PWG-M-177-02893-00001
 Glass Low-E/Argon, Double Glazed, Annealed, Warm Edge (WE), Metal Grilles 7/8" SDL Exterior Only, Colonial, Exterior = White, 4W1H
 Hardware White
 Screen Full Screen, Black, Shipped Separately
 Wrapping - Exterior Casing None
 Wrapping - Jamb Extension 4 9/16"



LineItem #	Description	Net Price	Extended
------------	-------------	-----------	----------

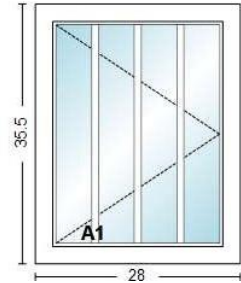
5-2
Qty: 1
Room Location: None Assigned
Note:

Unit 1 Screen, Size: 28 x 35.5, Screen Color: Black, Screen Width: 24.125
 Screen Height: 31.125

LineItem #	Description	Net Price	Extended
------------	-------------	-----------	----------

6-1
Qty: 2
Room Location: Side hg-C-RT
Note:

Rough Opening: 29 X 36, Frame: 28 X 35 1/2
 Wrapping - Clear Opening Calculations 20.25 X 30.849, Clear Opening Area: 4.34
 Wrapping - Masonry Opening Calculations 28 7/16 X 35 11/16
 Product Unit 1:Mira Premium Casement
 Dimensions Custom, Frame Size 28 X 35.5
 Color Exterior = White, Interior = Prefinished White
 Unit Type Right
 Unit Performance C-LC60 (DP +60/-70), No Thermal Requirement, U-Factor = 0.32, SHGC = 0.27, VLT = 0.48, CPD = PWG-M-177-02893-00001
 Glass Low-E/Argon, Double Glazed, Annealed, Warm Edge (WE), Metal Grilles 7/8" SDL Exterior Only, Colonial, Exterior = White, 4W1H
 Hardware White
 Screen Full Screen, Black, Shipped Separately
 Wrapping - Exterior Casing None
 Wrapping - Jamb Extension 4 9/16"



QUOTE #	QUOTE DATE	LOAD DATE	SHIP DATE	QUOTED BY
8299180	8/19/2024	Load Date Not Set	Quote Not Ordered	John Burgus
JOB NAME		CUSTOMER PO#	BUILDING/LOT #	CONTACT
1667 Edison		Matías Alaniz		

LineItem #	Description	Net Price	Extended
------------	-------------	-----------	----------

6-2 Unit 1 Screen, Size: 28 x 35.5, Screen Color: Black, Screen Width: 24.125
Screen Height: 31.125

Qty: 2

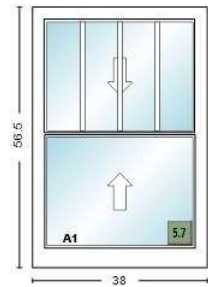
Room Location:

None Assigned

Note:

LineItem #	Description	Net Price	Extended
------------	-------------	-----------	----------

7-1 Rough Opening: 39 X 57, Frame: 38 X 56 1/2
Wrapping - Clear Opening Calculations 34.297 X 24.469, Clear Opening Area: 5.83
Wrapping - Masonry Opening Calculations 38 7/16 X 56 11/16
Product Unit 1:Mira Premium Double Hung
Dimensions Custom, Frame Size 38 X 56.5
Color Exterior = White, Interior = Prefinished White, Balance = White
Unit Type EZ Tilt
Unit Performance H-LC50 (DP +50/-70), No Thermal Requirement, U-Factor = 0.33, SHGC = 0.28, VLT = 0.51, CPD = PWG-M-96-00688-00001
Glass Unit 1: Low-E/Argon, Double Glazed, Warm Edge (WE), Metal Unit 1 Lower, 1 Upper: Annealed
Grilles Unit 1 Bottom: None
Unit 1 Top: 7/8" SDL Exterior Only, Colonial, Exterior = White, 4W1H
Hardware White, 2 Locks
Screen No Screen
Wrapping - Exterior Casing None
Wrapping - Jamb Extension 4 9/16"



Qty: 2

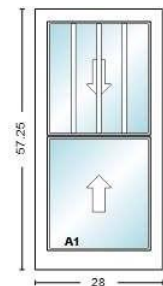
Room Location:

DB Hung - D

Note:

LineItem #	Description	Net Price	Extended
------------	-------------	-----------	----------

8-1 Rough Opening: 29 X 57 3/4, Frame: 28 X 57 1/4
Wrapping - Clear Opening Calculations 24.297 X 24.844, Clear Opening Area: 4.19
Wrapping - Masonry Opening Calculations 28 7/16 X 57 7/16
Product Unit 1:Mira Premium Double Hung
Dimensions Custom, Frame Size 28 X 57.25
Color Exterior = White, Interior = Prefinished White, Balance = White
Unit Type EZ Tilt
Unit Performance H-LC50 (DP +50/-70), No Thermal Requirement, U-Factor = 0.33, SHGC = 0.28, VLT = 0.51, CPD = PWG-M-96-00688-00001
Glass Unit 1: Low-E/Argon, Double Glazed, Warm Edge (WE), Metal Unit 1 Lower, 1 Upper: Annealed
Grilles Unit 1 Bottom: None
Unit 1 Top: 7/8" SDL Exterior Only, Colonial, Exterior = White, 4W1H
Hardware White, 1 Lock
Screen No Screen
Wrapping - Exterior Casing None
Wrapping - Jamb Extension 4 9/16"



Qty: 9

Room Location:

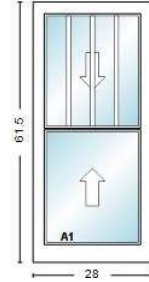
DB Hung - D

Note:

QUOTE #	QUOTE DATE	LOAD DATE	SHIP DATE	QUOTED BY
8299180	8/19/2024	Load Date Not Set	Quote Not Ordered	John Burgus
JOB NAME		CUSTOMER PO#	BUILDING/LOT #	CONTACT
1667 Edison		Matías Alaniz		

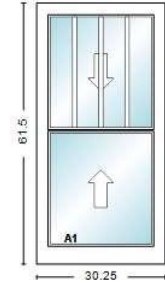
LineItem #	Description	Net Price	Extended
------------	-------------	-----------	----------

9-1 Rough Opening: 29 X 62, Frame: 28 X 61 1/2
Qty: 7 Wrapping - Clear Opening Calculations 24.297 X 26.969, Clear Opening Area: 4.55
Room Location: Wrapping - Masonry Opening Calculations 28 7/16 X 61 11/16
 DB Hung - D Product Unit 1:Mira Premium Double Hung
Note: Dimensions Custom, Frame Size 28 X 61.5
 Color Exterior = White, Interior = Prefinished White, Balance = White
 Unit Type EZ Tilt
 Unit Performance H-LC50 (DP +50/-70), No Thermal Requirement, U-Factor = 0.33, SHGC = 0.28, VLT = 0.51, CPD = PWG-M-96-00688-00001
 Glass Unit 1: Low-E/Argon, Double Glazed, Warm Edge (WE), Metal Unit 1 Lower, 1 Upper: Annealed
 Grilles Unit 1 Bottom: None
 Unit 1 Top: 7/8" SDL Exterior Only, Colonial, Exterior = White, 4W1H
 Hardware White, 1 Lock
 Screen No Screen
 Wrapping - Exterior Casing None
 Wrapping - Jamb Extension 4 9/16"



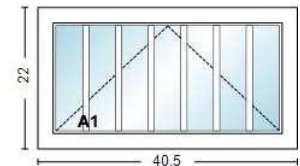
LineItem #	Description	Net Price	Extended
------------	-------------	-----------	----------

10-1 Rough Opening: 31 1/4 X 62, Frame: 30 1/4 X 61 1/2
Qty: 3 Wrapping - Clear Opening Calculations 26.547 X 26.969, Clear Opening Area: 4.97
Room Location: Wrapping - Masonry Opening Calculations 30 11/16 X 61 11/16
 DB Hung - D Product Unit 1:Mira Premium Double Hung
Note: Dimensions Custom, Frame Size 30.25 X 61.5
 Color Exterior = White, Interior = Prefinished White, Balance = White
 Unit Type EZ Tilt
 Unit Performance H-LC50 (DP +50/-70), No Thermal Requirement, U-Factor = 0.33, SHGC = 0.28, VLT = 0.51, CPD = PWG-M-96-00688-00001
 Glass Unit 1: Low-E/Argon, Double Glazed, Warm Edge (WE), Metal Unit 1 Lower, 1 Upper: Annealed
 Grilles Unit 1 Bottom: None
 Unit 1 Top: 7/8" SDL Exterior Only, Colonial, Exterior = White, 4W1H
 Hardware White, 2 Locks
 Screen No Screen
 Wrapping - Exterior Casing None
 Wrapping - Jamb Extension 4 9/16"



LineItem #	Description	Net Price	Extended
------------	-------------	-----------	----------

11-1 Rough Opening: 41 1/2 X 22 1/2, Frame: 40 1/2 X 22
Qty: 3 Wrapping - Masonry Opening Calculations 40 15/16 X 22 3/16
Room Location: Product Unit 1:Mira Premium Awning
 Side Hg-In-E Dimensions Custom, Frame Size 40.5 X 22
Note: Color Exterior = White, Interior = Prefinished White
 Unit Performance AP-LC60 (DP +60/-70), No Thermal Requirement, U-Factor = 0.32, SHGC = 0.27, VLT = 0.48, CPD = PWG-M-178-02893-00001
 Glass Low-E/Argon, Double Glazed, Annealed, Warm Edge (WE), Metal Grilles 7/8" SDL Exterior Only, Colonial, Exterior = White, 7W1H
 Hardware White
 Screen Full Screen, Black, Shipped Separately
 Wrapping - Exterior Casing None
 Wrapping - Jamb Extension 4 9/16"



QUOTE #	QUOTE DATE	LOAD DATE	SHIP DATE	QUOTED BY
8299180	8/19/2024	Load Date Not Set	Quote Not Ordered	John Burgus
JOB NAME		CUSTOMER PO#	BUILDING/LOT #	CONTACT
1667 Edison		Matías Alaniz		

LineItem #	Description	Net Price	Extended
------------	-------------	-----------	----------

11-2 Unit 1 Screen, Size: 40.5 x 22, Screen Color: Black, Screen Width: 36.625
Screen Height: 17.625

Qty: 3

Room Location:

None Assigned

Note:

LineItem #	Description	Net Price	Extended
------------	-------------	-----------	----------

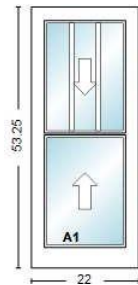
12-1 Rough Opening: 23 X 53 3/4, Frame: 22 X 53 1/4
Wrapping - Clear Opening Calculations 18.297 X 22.844, Clear Opening Area: 2.9
Wrapping - Masonry Opening Calculations 22 7/16 X 53 7/16
Product Unit 1:Mira Premium Double Hung
Dimensions Custom, Frame Size 22 X 53.25
Color Exterior = White, Interior = Prefinished White, Balance = White
Unit Type EZ Tilt
Unit Performance H-LC50 (DP +50/-70), No Thermal Requirement, U-Factor = 0.33, SHGC = 0.28, VLT = 0.51, CPD = PWG-M-96-00688-00001
Glass Unit 1: Low-E/Argon, Double Glazed, Warm Edge (WE), Metal
Unit 1 Lower, 1 Upper: Annealed
Grilles Unit 1 Bottom: None
Unit 1 Top: 7/8" SDL Exterior Only, Colonial, Exterior = White, 3W1H
Hardware White, 1 Lock
Screen No Screen
Wrapping - Exterior Casing None
Wrapping - Jamb Extension 4 9/16"

Qty: 1

Room Location:

Bath DB HG-D

Note:



LineItem #	Description	Net Price	Extended
------------	-------------	-----------	----------

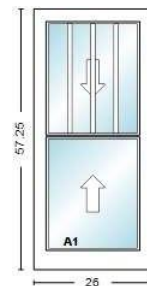
13-1 Rough Opening: 27 X 57 3/4, Frame: 26 X 57 1/4
Wrapping - Clear Opening Calculations 22.297 X 24.844, Clear Opening Area: 3.85
Wrapping - Masonry Opening Calculations 26 7/16 X 57 7/16
Product Unit 1:Mira Premium Double Hung
Dimensions Custom, Frame Size 26 X 57.25
Color Exterior = White, Interior = Prefinished White, Balance = White
Unit Type EZ Tilt
Unit Performance H-LC50 (DP +50/-70), No Thermal Requirement, U-Factor = 0.33, SHGC = 0.28, VLT = 0.51, CPD = PWG-M-96-00688-00001
Glass Unit 1: Low-E/Argon, Double Glazed, Warm Edge (WE), Metal
Unit 1 Lower, 1 Upper: Annealed
Grilles Unit 1 Bottom: None
Unit 1 Top: 7/8" SDL Exterior Only, Colonial, Exterior = White, 4W1H
Hardware White, 1 Lock
Screen No Screen
Wrapping - Exterior Casing None
Wrapping - Jamb Extension 4 9/16"

Qty: 2

Room Location:

DB HG-D

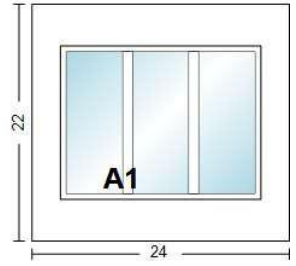
Note:



QUOTE #	QUOTE DATE	LOAD DATE	SHIP DATE	QUOTED BY
8299180	8/19/2024	Load Date Not Set	Quote Not Ordered	John Burgus
JOB NAME		CUSTOMER PO#	BUILDING/LOT #	CONTACT
1667 Edison		Matías Alaniz		

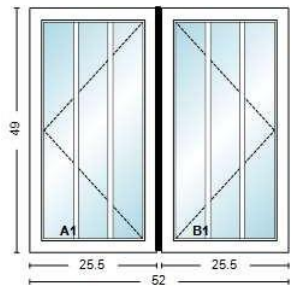
LineItem #	Description	Net Price	Extended
------------	-------------	-----------	----------

14-1 Rough Opening: 25 X 22 1/2, Frame: 24 X 22
 Qty: 2 Wrapping - Masonry Opening Calculations 24 7/16 X 22 3/16
 Room Location: Product Unit 1:Mira Premium Double Hung Fixed Window - Sash Set
 pic window Dimensions Custom, Frame Size 24 X 22
 Note: Color Exterior = White, Interior = Prefinished White
 Unit Performance FW-LC50 (DP +50/-70), No Thermal Requirement, U-Factor = 0.33, SHGC = 0.29, VLT = 0.53, CPD = PWG-M-94-01754-00001
 Glass Low-E/Argon, Double Glazed, Annealed, Warm Edge (WE), Metal Grilles 7/8" SDL Exterior Only, Colonial, Exterior = White, 3W1H
 Wrapping - Exterior Casing None
 Wrapping - Jamb Extension 4 9/16"



LineItem #	Description	Net Price	Extended
------------	-------------	-----------	----------

15-1 Rough Opening: 53 X 49 3/4, Frame: 52 X 49
 Qty: 1 Wrapping - Clear Opening Calculations 17.75 X 44.349, Clear Opening Area: 5.47
 Room Location: Wrapping - Masonry Opening Calculations 52 7/16 X 49 3/16
 Slider Product Unit 1:Mira Premium Casement | Unit 2:Mira Premium Casement
 Note: Dimensions Custom, Frame Size 25.5 X 49
 Color Exterior = White, Interior = Prefinished White
 Unit Type Unit 1: Left
 Unit 2: Right
 Unit Performance C-LC60 (DP +60/-70), No Thermal Requirement, U-Factor = 0.32, SHGC = 0.27, VLT = 0.48, CPD = PWG-M-177-02893-00001
 Glass Low-E/Argon, Double Glazed, Annealed, Warm Edge (WE), Metal Grilles 7/8" SDL Exterior Only, Colonial, Exterior = White, 3W1H
 Hardware White
 Screen Full Screen, Black, Shipped Separately
 Wrapping - Exterior Casing None
 Wrapping - Jamb Extension 4 9/16"
 Wrapping - Overall Performance DP+60/-70
 Mulls Vertical Factory 1" thick



LineItem #	Description	Net Price	Extended
------------	-------------	-----------	----------

15-2 Unit 1 Screen, Size: 25.5 x 49, Screen Color: Black, Screen Width: 21.625
 Qty: 1 Screen Height: 44.625
 Room Location: None Assigned
 Note:

QUOTE #	QUOTE DATE	LOAD DATE	SHIP DATE	QUOTED BY
8299180	8/19/2024	Load Date Not Set	Quote Not Ordered	John Burgus
JOB NAME		CUSTOMER PO#	BUILDING/LOT #	CONTACT
1667 Edison		Matías Alaniz		

LineItem #	Description	Net Price	Extended
------------	-------------	-----------	----------

15-3 Unit 2 Screen, Size: 25.5 x 49, Screen Color: Black, Screen Width: 21.625
Screen Height: 44.625

Qty: 1

Room Location:

None Assigned

Note:

LineItem #	Description	Net Price	Extended
------------	-------------	-----------	----------

16-1 Rough Opening: 35 1/4 X 28, Frame: 34 1/4 X 27 1/2
Wrapping - Clear Opening Calculations 26.5 X 22.849, Clear Opening Area: 4.2

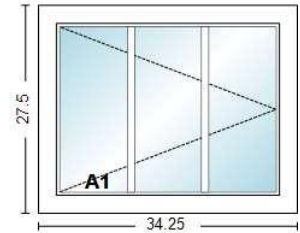
Qty: 1

Room Location:

Slider

Note:

Wrapping - Masonry Opening Calculations 34 11/16 X 27 11/16
Product Unit 1:Mira Premium Casement
Dimensions Custom, Frame Size 34.25 X 27.5
Color Exterior = White, Interior = Prefinished White
Unit Type Right
Unit Performance C-LC60 (DP +60/-70), No Thermal Requirement, U-Factor = 0.32, SHGC = 0.27, VLT = 0.48, CPD = PWG-M-177-02893-00001
Glass Low-E/Argon, Double Glazed, Annealed, Warm Edge (WE), Metal Grilles 7/8" SDL Exterior Only, Colonial, Exterior = White, 3W1H
Hardware White
Screen Full Screen, Black, Shipped Separately
Wrapping - Exterior Casing None
Wrapping - Jamb Extension 4 9/16"



LineItem #	Description	Net Price	Extended
------------	-------------	-----------	----------

16-2 Unit 1 Screen, Size: 34.25 x 27.5, Screen Color: Black, Screen Width: 30.375 Screen Height: 23.125

Qty: 1

Room Location:

None Assigned

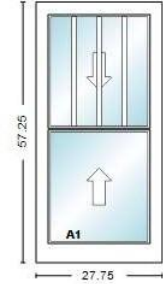
Note:

QUOTE #	QUOTE DATE	LOAD DATE	SHIP DATE	QUOTED BY
8299180	8/19/2024	Load Date Not Set	Quote Not Ordered	John Burgus
JOB NAME		CUSTOMER PO#	BUILDING/LOT #	CONTACT
1667 Edison		Matías Alaniz		

LineItem #	Description	Net Price	Extended
------------	-------------	-----------	----------

17-1
Qty: 1
Room Location: DB Hung - D
Note:

Rough Opening: 28 3/4 X 57 3/4, Frame: 27 3/4 X 57 1/4
 Wrapping - Clear Opening Calculations 24.047 X 24.844, Clear Opening Area: 4.15
 Wrapping - Masonry Opening Calculations 28 3/16 X 57 7/16
 Product Unit 1:Mira Premium Double Hung
 Dimensions Custom, Frame Size 27.75 X 57.25
 Color Exterior = White, Interior = Prefinished White, Balance = White
 Unit Type EZ Tilt
 Unit Performance H-LC50 (DP +50/-70), No Thermal Requirement, U-Factor = 0.33, SHGC = 0.28, VLT = 0.51, CPD = PWG-M-96-00688-00001
 Glass Unit 1: Low-E/Argon, Double Glazed, Warm Edge (WE), Metal Unit 1 Lower, 1 Upper: Annealed
 Grilles Unit 1 Bottom: None
 Unit 1 Top: 7/8" SDL Exterior Only, Colonial, Exterior = White, 4W1H
 Hardware White, 1 Lock
 Screen No Screen
 Wrapping - Exterior Casing None
 Wrapping - Jamb Extension 4 9/16"



Total Unit Quantity: 52

CUSTOMER SIGNATURE _____ DATE _____



NEW EXTERIOR
DOOR





B

A

B

A





A

A

A

B

B

B

Picture Windows





















