

— ULTREX® FIBERGLASS

Window and Door Replacement

INFINITY®

from MARVIN®

REPLACEMENT WINDOWS

Built for life®



OUR PARTNERS

We only partner with local experts



Hand selected

Infinity from Marvin hand-selects our independent retail partners for their decades of experience and service in your local community.



Family values

Our partners are family-run enterprises that give back to your community. Their future business depends on your satisfaction.



Expert guidance

Infinity's partners understand your unique local codes, climate considerations and installation needs.



Infinity from Marvin streamlines your entire window replacement project — from start to finish



1. Expert consultation

An Infinity expert will provide a complete consultation to determine your specific needs — including climate considerations and other factors. They will answer all your questions and provide a detailed, custom project quote based on your specifications.



2. A perfect fit

A measure technician will review your order, measure your openings and verify your installation needs. Your windows will then be built to your exact needs and specifications.



3. Seamless installation

Installation professionals will remove and dispose of your old windows, and replace them with your custom Infinity windows.



4. Built for Life®

From our Limited Lifetime Warranty to our partners' unparalleled customer service, we go above and beyond to ensure your windows provide a lifetime of optimal performance.



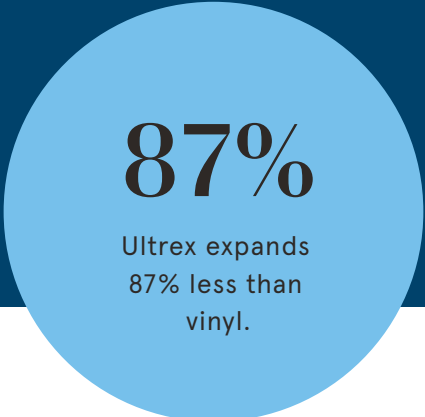


Infinity uses fiberglass for unmatched performance. But that's only the beginning.

Replacement windows have always been our sole focus. And that means we pioneered the use of materials like fiberglass that simply outperform and outlast other options. However, Infinity goes even further with Ultrex® – our proprietary fiberglass solution that offers unsurpassed durability and timeless style.

How Ultrex fiberglass measures up

We created Ultrex® with one goal in mind: develop the most durable window material in the industry. It's not only 8 times stronger than vinyl – it resists expanding and contracting in any climate. So you get a tight, snug fit that will last.



PERFORMANCE

A fit that never quits

Ultrex fiberglass expands at virtually the same rate as glass, so our windows stay tight and true. This makes Infinity windows resistant to leaks, seal failures and stress cracks that can compromise energy efficiency and long-term performance.



ULTREX STAYS TRUE



VINYL CAN EXPAND

STRENGTH

Stands up to the pressure

Compared to other materials, Ultrex is the strongest window framing material in the replacement industry. This means Ultrex resists bending and flexing – that's confidence Fibrex® and vinyl simply can't match.

01

Ultrex vs. Vinyl Windows

Vinyl can warp and shift under everyday conditions – potentially making vinyl windows difficult to open and close and affecting their all-around performance. Ultrex resists sticking, swelling and warping so Infinity windows and doors will continue to easily open and close.


02

Ultrex vs. Wood Windows

Wood windows offer classic beauty that, depending on the environment, can require maintenance and care. Infinity windows built with Ultrex capture the beautiful details and profiles of wood – without the maintenance.

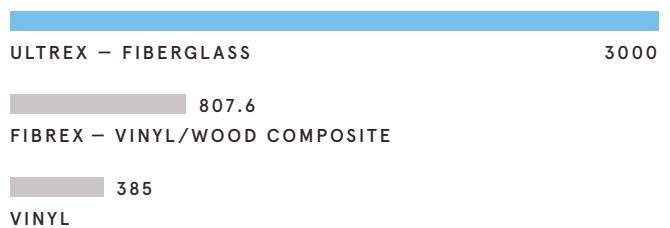
Ultrex is stable like the glass in your window

Vinyl expands at a much higher rate than glass which may compromise your window's performance.



Ultrex is 8x stronger than vinyl

Ultrex offers superior bend and flex resistance to protect the integrity of your home.



Timeless design with an attention to detail

Ultrex® fiberglass not only provides unmatched durability compared to other window replacement materials — it also makes a lasting impression both inside and out. From narrower profiles that deliver bigger views and more daylight to color options that resist fading, Ultrex simply delivers.

More view for your money

Because Ultrex is so strong, we actually use less of it in Infinity window frames. That means you get more daylight and greater views outside, without bulky frames getting in the way.

ULTREX



VINYL




Beauty that lasts

Infinity's proprietary, high-performance, co-extruded finishing process is unlike anything else in the industry. Our thick, even acrylic finish is free of pinholes, striations and imperfections and will resist scratches, fading and chalking to retain its original beauty.

ULTREX



COMPETITOR



A finish that resists fading

Want long-term color retention in a variety of styles? Ultrex uses an acrylic finish that is fade-resistant and virtually maintenance-free.

With a finish that's 3 times thicker than competitive options, Ultrex resists chipping, denting or peeling.

ULTREX



COMPETITOR



Energy Efficiency

Replacing your windows can help reduce utility bills and improve your home's comfort. Ultrex® fiberglass is far less thermally conductive than aluminum (5000x less) and insulates much like wood. This means that Ultrex provides an insulating barrier against extreme weather temperatures, keeping your home comfortable and helping to reduce heating and cooling costs.

68-72%

Average return on investment in new windows and doors when selling your home.⁴

SUSTAINABLE DESIGN

An investment that pays

Infinity products have one of the highest performance ratings from the National Fenestration Rating Council (NFRC), the organization that defines energy performance ratings for the window and door industry.



ENERGY STAR

Infinity products are ENERGY STAR® qualified.³ Choose our ENERGY STAR certified windows and doors to save an average of \$101-\$583 a year when replacing single pane windows.¹

Save an average of 12% on energy bills by installing ENERGY STAR certified windows.¹



Longer life expectancy

Fiberglass windows have a longer useful life expectancy than vinyl.²



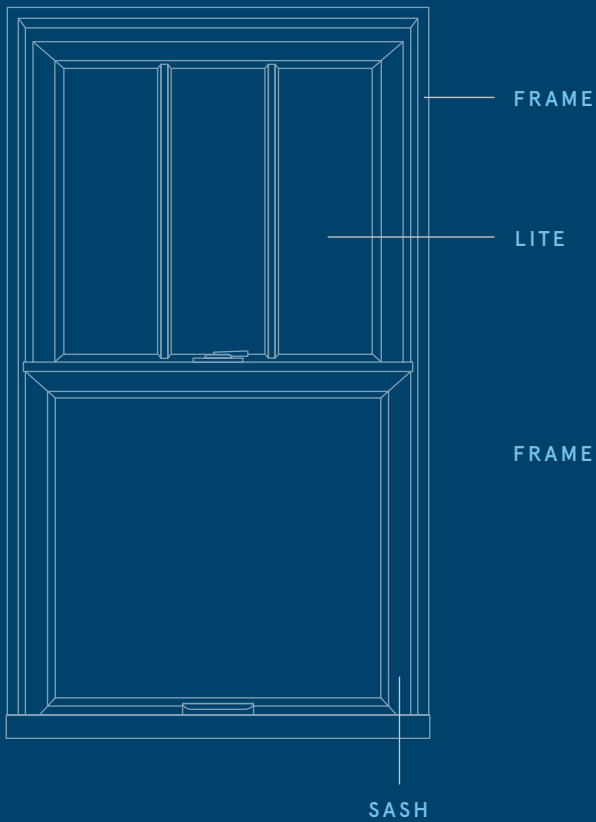
1. Savings reflects installing ENERGY STAR certified products compared to non-certified when replacing single pane windows based on the average savings among homes in modeled cities. Actual savings will vary by product type, location, method of installation, individual home characteristics, local climate and conditions, utility rates and other factors. https://www.energystar.gov/products/building_products/residential_windows_doors_and_skylights/benefits

2. "Life cycle assessment of windows for the North American residential market: Case study" by the University of British Columbia. Scandinavian Journal of Forest Research, 2008.

3. ENERGY STAR at energystar.gov

4. "2020 Cost vs Value Report" Remodeling, <http://remodeling.hw.net/cost-vs-value/2020>

Terms and Definitions



Frame

Stationary portion of a window or door with three components: header across the top, jambs down each side and sill across the bottom.

Lite

Each area of glass is called a lite, and Infinity offers divided lite patterns to match the look of your home.

Panels

The operating and/or stationary portion of the door that holds the glass and is separate from the frame.

Rail

The horizontal part of a sash, door panel or screen.

Sash

The operating and/or stationary portion of the window that holds the glass and is separate from the frame.

Stile

The upright or vertical members of the framework of a sash, door, screen or other panel assembly.



Infinity Double Hung in Stone White interior with White hardware

Double and Single Hung



A window classic updated for modern performance

If you struggle to lift open your single or double hung windows or have to use a dictionary to keep them propped open, you'll be amazed at the smooth, effortless operation of the Infinity Double and Single Hung. The strength and stability of our Ultrex® fiberglass frame means your new Infinity windows will open and close effortlessly for years to come.

When we designed the Infinity Double and Single Hung, we added all the character and traditional details of wood windows – with a sleek frame for contemporary appeal. Thoughtful touches like our easy tilt operation means you'll be able to clean your Infinity Double and Single Hung from the interior of your home.



Cleaning made easy

- [01](#) Unlock and raise the sash slightly.
- [02](#) Press the tilt release button and slide the lock lever over the button.
- [03](#) Tilt the sash into the room for easy cleaning without screen removal.

Multiple assembly & style options¹



ROUND TOP
MULL



TWO-WIDE
MULL



PICTURE WINDOW
MULL



COTTAGE



ORIEL



STANDARD

¹ Available with matching picture window. Ask about additional assembly options for your home.



Infinity Bay in Cashmere exterior

Colors and Finishes



Exterior

We use a proprietary acrylic finish on our Ultrex® fiberglass that's virtually impermeable to help protect your investment from wind, weather and color fading.



STONE WHITE



SIERRA




CASHMERE




PEBBLE GRAY



BRONZE



BAHAMA BROWN



EBONY



Interior

We use the same acrylic finish on our interior as on our exterior for superior performance. Or choose our EverWood® option for the classic appeal of wood.




STONE WHITE




SIERRA ¹



EVERWOOD



BRONZE ²




EBONY ³

1. Sierra interior is not available with Ebony exterior.
2. Bronze interior is only available with Bronze exterior.
3. Ebony interior is only available with Ebony exterior.

Glass Options

Decorative Glass


Add light and style to your home while preserving privacy with Infinity's decorative glass options.



OBSCURE



NARROW REED



GLUE CHIP



REED



RAIN



FROST

GLAZING OPTIONS

Low E insulating glass coatings

Extremely thin coatings of special low emissivity (Low E) metallic material are applied to glass panes to boost their energy efficiency and block out UV rays. Since glass choice plays a big factor in window and door efficiency, your local Infinity partner can provide recommendations on the best selection for your home.

Low E1

Primarily used in colder climates, Low E1 allows more heat in to warm a room while blocking heat loss.

Low E2

Low E2 offers year-round performance in moderate climates. It will help retain heat in your home during the winter and keep heat out during the summer. It also blocks 84% of the sun's UV rays to reduce fading.

Low E3

Low E3 rejects solar heat while letting light in, resulting in increased performance in climates with intense sun exposure. It also blocks up to 95% of the sun's damaging UV rays.

Low E3/ERS

With an extra metallic layer on the room-side glass to reflect escaping heat back into the room, Low E3/ERS provides maximum efficiency year round in all conditions.

Specialty Glass

01

Tempered Glass

Increases glass strength to help prevent breakage. This option is ideal for windows that are close to the floor or located in high-traffic areas.

02

Laminated Glass

Even more durable than tempered glass, laminated glass is often referred to as impact resistant or safety glass due to its vinyl interlayer that tends to remain in place when cracked.

03

STC/OITC Glass

Sound Transmission Class and Outdoor-Indoor Transmission Class Glass has increased pane thickness, ideal in areas where exterior noise is a concern.

Grilles and Divided Lites

**SIMULATED
DIVIDED LITES**



**GRILLES
BETWEEN THE GLASS**



Simulated Divided Lites¹

Our Simulated-Divided-Lite (SDL) bars are built with Ultrex® fiberglass. Permanently adhered in our factory to the outside surfaces of the glass, SDLs have a spacer bar between the panes of glass to offer the traditional look of divided lites.

Grilles Between the Glass²

Located between the panes of insulating glass, Grilles-Between-the-Glass (GBG) combine easy cleaning with the timeless detail of a grille pattern.

Patterns

We offer various divided lite patterns so you can replicate the look of your original windows and doors – or add new architectural interest to your home.³



**STANDARD
RECTANGULAR**



**RECTANGULAR
ONE-HIGH**



**PRAIRIE
SIX-LITE**



**PRAIRIE
NINE-LITE**



**COTTAGE
ONE-HIGH**



**PRAIRIE FOUR-LITE
ONE-HIGH**



**PRAIRIE
SIX-LITE**



**STANDARD
RECTANGULAR** **COTTAGE
ONE-HIGH** **STANDARD
RECTANGULAR**



**OPEN
HUB SUNBURST**



**CLOSED
HUB SUNBURST**

1. Infinity SDL bars are color matched to your window or door's interior and exterior.

2. Infinity GBGs are color matched to your window or door's interior and exterior. EverWood® interior finish is paired with Satin Taupe GBGs.

3. Ask your local Infinity partner about additional patterns and style options.