



# HISTORIC DISTRICT COMMISSION APPLICATION FOR WORK APPROVAL

City of Detroit - Planning & Development Department  
2 Woodward Avenue, Suite 808  
Detroit, Michigan 48226

**APPLICATION ID**

HDC2024-00346

## PROPERTY INFORMATION

**ADDRESS(ES):** 15150 Warwick St.

**HISTORIC DISTRICT:** Rosedale Park

### SCOPE OF WORK: (Check ALL that apply)

- |  |   |  |   |   |   |
|--|---|--|---|---|---|
| <input type="checkbox"/> Windows/<br>Doors | <input type="checkbox"/> Walls/<br>Siding | <input type="checkbox"/> Painting        | <input type="checkbox"/> Roof/Gutters/<br>Chimney | <input type="checkbox"/> Porch/Deck/Balcony   | <input checked="" type="checkbox"/> Other |
| <input type="checkbox"/> Demolition        | <input type="checkbox"/> Signage          | <input type="checkbox"/> New<br>Building | <input type="checkbox"/> Addition                 | <input type="checkbox"/> Site Improvements<br>(landscape, trees, fences,<br>patios, etc.) |   |

### BRIEF PROJECT DESCRIPTION:

Replace broken garage doors. Very heavy to lift to open.

## APPLICANT IDENTIFICATION

**TYPE OF APPLICANT:** Property Owner/Homeowner

**NAME:** ERIC DANIEL

**COMPANY NAME:** NA

**ADDRESS:** 15150 Warwick St

**CITY:** Detroit

**STATE:** MI

**ZIP:** 48223

**PHONE:** +1 (313) 942-9743

**EMAIL:** edaniel27@aol.com

## I AGREE TO AND AFFIRM THE FOLLOWING:

- I understand that the failure to upload all required documentation may result in extended review times for my project and/or a denied application.
- I understand that the review of this application by the Historic District Commission does not waive my responsibility to comply with any other applicable ordinances including obtaining appropriate permits (building, sign, etc.) or other department approvals prior to beginning the work.
- I hereby certify that I am the legal owner and occupant of the subject property and that the information on this application is true and correct.

DocuSigned by:

*Eric Daniel*

EF09CD72BA9B47E...

06/14/2024

SIGNATURE

DATE

**NOTE: Based on the scope of work, additional documentation may be required. See [www.detroitmi.gov/hdc](http://www.detroitmi.gov/hdc) for scope-specific requirements.**

## PROJECT DETAILS – TELL US ABOUT YOUR PROJECT

**Instructions: Add project details using the text box in each section. If your details exceed the space provided, attach the details via the attachment icon for that section.**

### ePLANS PERMIT NUMBER:

(only applicable if you've already applied for permits through ePLANS)

NA

## GENERAL

### 1. DESCRIPTION OF EXISTING CONDITION

*Please tell us about the current appearance and conditions of the areas you want to change. You may use a few sentences or attach a separate prepared document on the right. (For example, "existing roof on my garage is covered in gray asphalt shingles in poor condition.")*

Existing doors are old and broken heavy to lift a safety hazard

### 2. PHOTOGRAPHS

*Help us understand your project. Please attach photographs of all areas where work is proposed.*



### 3. DESCRIPTION OF PROJECT

*In this box, tell us about what you want to do at the areas described above in box #1. (For example, "Install new asphalt shingle roofing at garage.")*

Install new doors along with openers for security.

### 4. DETAILED SCOPE OF WORK

*In this box, please describe all steps necessary to complete the work described in box #3. (For example, "remove existing shingles, replace wood deck as necessary, replace wood eaves, install roof vents, replace rotted fascia boards, paint, clean worksite.")*

Brochure attached


Door style Colonial, color choice white with no windows

### 5. BROCHURES/CUT SHEETS

*Please provide information on the products or materials you are proposing to install. For example, a brochure on the brand and color of the shingles proposed.*



**ADDITIONAL DETAILS**

<p><b>9. OTHER</b> <i>Please provide any additional details. HDC Staff may ask you to submit additional information at a later time depending on your project.</i></p>	



structural reinforcements for use in coastal regions. These models meet wind load requirements of the International Building Code, Florida Building Code and Texas Dept. of Insurance.




MODEL NUMBER	8000	8100	8200
Polystyrene Insulation	No	Yes	Yes
Insulation R-value*	N/A	3.7	7.4
Construction	1 Layer (Steel)	2 Layers (Steel/Insulation)	2 Layers (Steel/Insulation)
10-Year Warranty	Yes	Yes	Yes

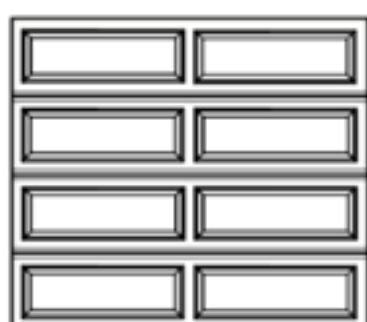
\*Wayne Dalton uses a calculated door section R-value for our insulated doors.




1 Choose Your Style



Colonial




Ranch



Sonoma

2 Choose Your Color



White



Almond



Taupe



Brown

Actual colors may vary from brochure due to fluctuations in the printing process. Always request a color sample from your dealer for accurate color matching.

3 Choose Your Windows

For Colonial and Sonoma Panels



Cascade I



Cascade II



Cathedral I



Cathedral II



Clear I



Clear II



Sherwood I



Sherwood II



Stockbridge II



Stockton I



Stockton II



Arched Stockton II



Prairie I



Prairie II



Waterton I



Waterton II



Williamsburg I



Williamsburg II



Arched Stockton Double (For double car doors)



Arched Stockton Single (For double car doors)

For Ranch Panels



Cascade II



Cathedral II



Clear II



Prairie II



Sherwood II



Stockbridge II



Stockton II



Arched Stockton II



Waterton II



Williamsburg II



Arched Stockton Double (For double car doors)



Arched Stockton Single (For double car doors)

Decorative hardware is available, see your dealer or visit our website at wayne-dalton.com for details.











structural reinforcements for use in coastal regions. These models meet wind load requirements of the International Building Code, Florida Building Code and Texas Dept. of Insurance.




MODEL NUMBER	8000	8100	8200
Polystyrene Insulation	No	Yes	Yes
Insulation R-value*	N/A	3.7	7.4
Construction	1 Layer (Steel)	2 Layers (Steel/Insulation)	2 Layers (Steel/Insulation)
10-Year Warranty	Yes	Yes	Yes

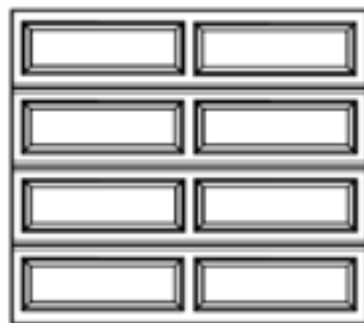
\*Wayne Dalton uses a calculated door section R-value for our insulated doors.




### 1 Choose Your Style



Colonial



Ranch



Sonoma

### 2 Choose Your Color



White



Almond



Taupe



Brown

Actual colors may vary from brochure due to fluctuations in the printing process. Always request a color sample from your dealer for accurate color matching.

### 3 Choose Your Windows

#### For Colonial and Sonoma Panels



Cascade I



Cascade II



Cathedral I



Cathedral II



Clear I



Clear II



Sherwood I



Sherwood II



Stockbridge II



Stockton I



Stockton II



Arched Stockton II



Prairie I



Prairie II



Waterton I



Waterton II



Williamsburg I



Williamsburg II



Arched Stockton Double (For double car doors)



Arched Stockton Single (For double car doors)

#### For Ranch Panels



Cascade II



Cathedral II



Clear II



Prairie II



Sherwood II



Stockbridge II



Stockton II



Arched Stockton II



Waterton II



Williamsburg II



Arched Stockton Double (For double car doors)



Arched Stockton Single (For double car doors)

Decorative hardware is available, see your dealer or visit our website at wayne-dalton.com for details.

