

**NOTE: Based on the scope of work, additional documentation may be required. See [www.detroitmi.gov/hdc](http://www.detroitmi.gov/hdc) for scope-specific requirements.**

## PROJECT DETAILS – TELL US ABOUT YOUR PROJECT

**Instructions: Add project details using the text box in each section. If your details exceed the space provided, attach the details via the attachment icon for that section.**

### ePLANS PERMIT NUMBER:

(only applicable if you've already applied for permits through ePLANS)

n/a

## GENERAL

### 1. DESCRIPTION OF EXISTING CONDITION

*Please tell us about the current appearance and conditions of the areas you want to change. You may use a few sentences or attach a separate prepared document on the right. (For example, "existing roof on my garage is covered in gray asphalt shingles in poor condition.")*

please see attached docu

### 2. PHOTOGRAPHS

*Help us understand your project. Please attach photographs of all areas where work is proposed.*



### 3. DESCRIPTION OF PROJECT

*In this box, tell us about what you want to do at the areas described above in box #1. (For example, "Install new asphalt shingle roofing at garage.")*

please see attached pdf

### 4. DETAILED SCOPE OF WORK


*In this box, please describe all steps necessary to complete the work described in box #3. (For example, "remove existing shingles, replace wood deck as necessary, replace wood eaves, install roof vents, replace rotted fascia boards, paint, clean worksite.")*

please see attached pdf

### 5. BROCHURES/CUT SHEETS

*Please provide information on the products or materials you are proposing to install. For example, a brochure on the brand and color of the shingles proposed.*

**ADDITIONAL DETAILS**

<p><b>8. SITE IMPROVEMENTS</b> <i>If site improvements are proposed, please provide any relevant site improvement plans pertaining to your project.</i></p>	

**630 Virginia Park St Detroit 48202  
New Center Area Historic District**

**Application for New Fence and Front Landscaping**

**Brief Overview:**

Remove current fence and replace with new fence. Increase size of front garden beds, add step stone footpath to driveway and plant one small-medium sized tree.

**Project Description:**

The current fence that partially encloses the backyard is a non-historical stockade fence in poor condition. We would like to remove this fence and install a new, wood, privacy fence with a lattice detail across the top. The fence will be painted black. The fence will mostly follow the same footprint as the existing fence minus the following changes; extend fence along driveway to accommodate a gate, no further past the front facade of the house and extend west side of fence 3-4ft closer to property line. We would like to extend the fence and gate down the driveway so that we have added security.

The current front garden beds are mostly empty except for 1-2 larger shrubs and 2 hostas. We would like to extend the beds forward 2-3ft, add in more dynamic and native bushes such as hydrangea and boxwood. We would like to add a footpath from the front walkway to the driveway in a white flagstone or similar that would compliment the color of the limestone and light colors of the surrounding concrete. We would also like to plant a small to medium sized flowering tree in the front such as crabapple or dogwood.

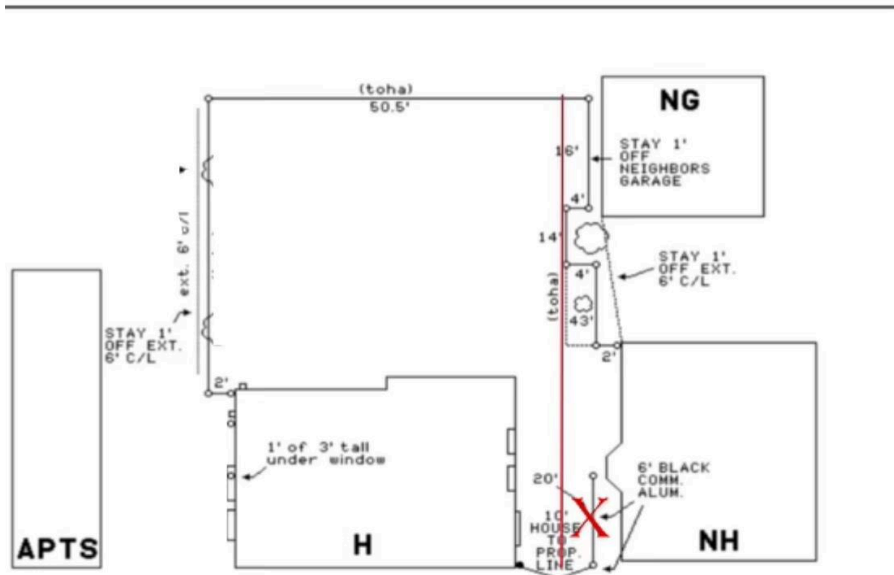
The attached images are close in detail but not exact. Please reach out if you have any questions!



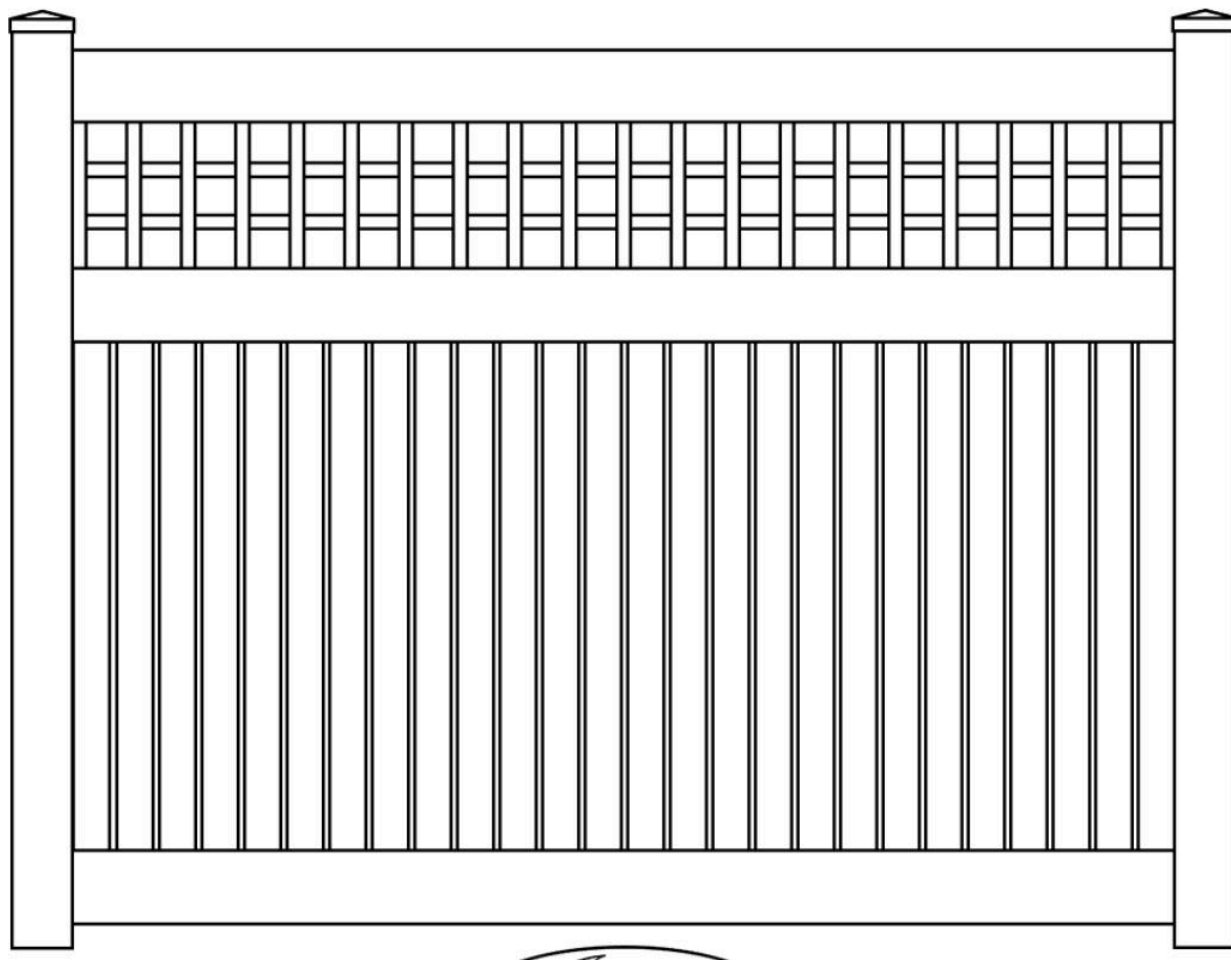
This photo best depicts landscape design.



\*gate in similar style



\*Red line on east side is updated to property line





**630 Virginia Park St Detroit 48202  
New Center Area Historic District**

**Application for New Fence and Front Landscaping**

**Brief Overview:**

Remove current fence and replace with new fence. Increase size of front garden beds, add step stone footpath to driveway and plant one small-medium sized tree.

**Project Description:**

The current fence that partially encloses the backyard is a non-historical stockade fence in poor condition. We would like to remove this fence and install a new, wood, privacy fence with a lattice detail across the top. The fence will be painted black. The fence will mostly follow the same footprint as the existing fence minus the following changes; extend fence along driveway to accommodate a gate, no further past the front facade of the house and extend west side of fence 3-4ft closer to property line. We would like to extend the fence and gate down the driveway so that we have added security.

The current front garden beds are mostly empty except for 1-2 larger shrubs and 2 hostas. We would like to extend the beds forward 2-3ft, add in more dynamic and native bushes such as hydrangea and boxwood. We would like to add a footpath from the front walkway to the driveway in a white flagstone or similar that would compliment the color of the limestone and light colors of the surrounding concrete. We would also like to plant a small to medium sized flowering tree in the front such as crabapple or dogwood.

The attached images are close in detail but not exact. Please reach out if you have any questions!

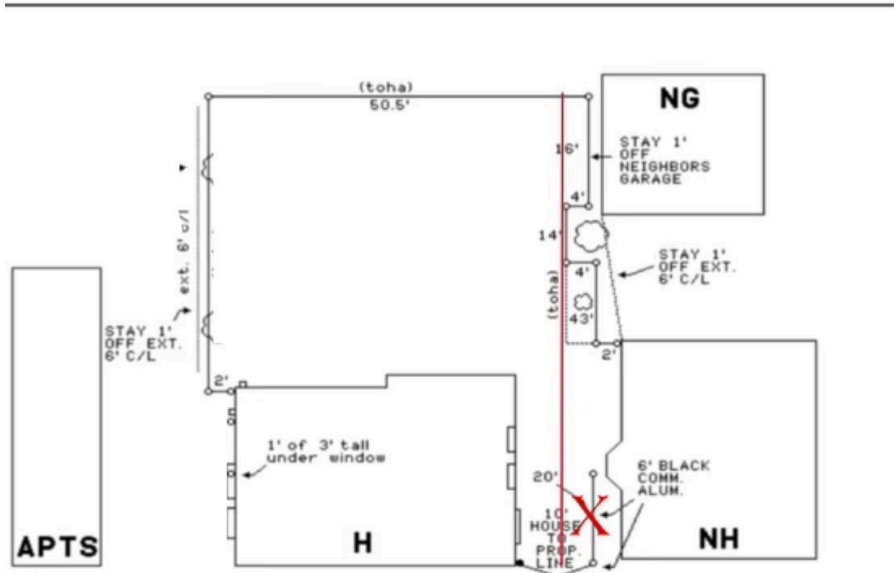




This photo best depicts landscape design.



\*gate in similar style



\*Red line on east side is updated to property line

