

1485 LONGFELLOW EXTERIOR RENOVATION

1485 LONGFELLOW ST.,
DETROIT, MI. 48206

ARCHITECT
4545 ARCHITECTURE | DESIGN, PLLC
TIMOTHY FLINTOFF, AIA, NCARB
2761 E JEFFERSON, SUITE 302
DETROIT, MI 48207
248-320-6098

SHEET INDEX
TS1.1 TITLE SHEET AND SHEET INDEX
D3.1 DEMOLITION EXTERIOR ELEVATIONS
A3.1 EXTERIOR ELEVATIONS
A3.2 EXTERIOR RENDERS

PROJECT DATA
BUILDING CODE AUTHORITY:
CITY OF DETROIT, MICHIGAN

OWNER:
SHARIF AFFAS
1485 LONGFELLOW ST.,
DETROIT, MI 48206

APPLICABLE CODES:
BUILDING CODE
ALSO KNOWN AS THE "MICHIGAN BUILDING CODE"
2015 MICHIGAN BUILDING CODE (MBC) AS AMENDED

MECHANICAL CODE
ALSO KNOWN AS THE "MICHIGAN MECHANICAL CODE"
2021 MICHIGAN MECHANICAL CODE AS AMENDED

PLUMBING CODE
ALSO KNOWN AS THE "MICHIGAN PLUMBING CODE"
2021 MICHIGAN PLUMBING CODE AS AMENDED

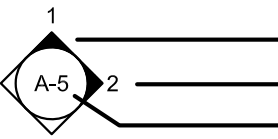



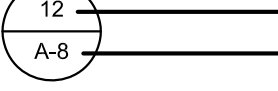
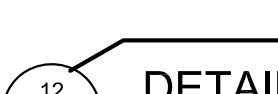
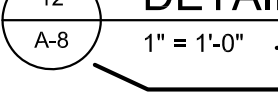

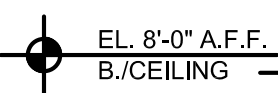
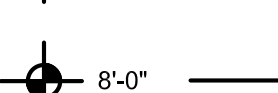


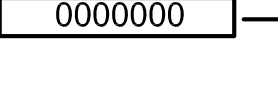


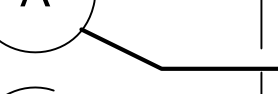
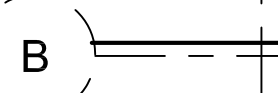

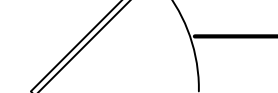
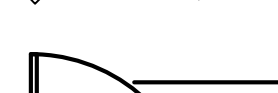




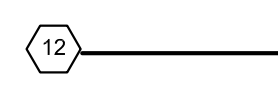
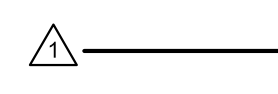
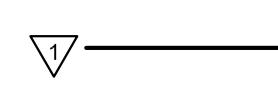

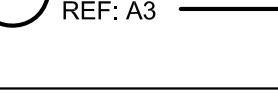
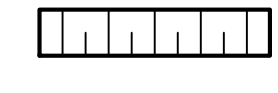

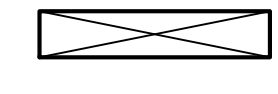




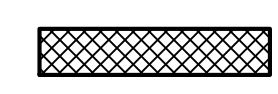
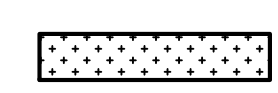
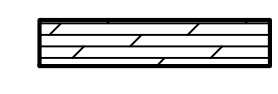
ELECTRICAL CODE
ALSO KNOWN AS THE "MICHIGAN ELECTRICAL CODE"
2023 NATIONAL ELECTRIC CODE (NEC) AS AMENDED

ENERGY CODE
2015 UNIFORM ENERGY CODE

BARRIER FREE REQUIREMENTS
AMERICANS WITH DISABILITIES ACT (ADA)
MBC-2015, CHAPTER 11
ICC / ANS I 117.1 - 2010, EXCEPT SECTION 611 & 707



 PROJECT SITE MAP: NOT TO SCALE

SYMBOL LEGEND		ABBREVIATION	
	DARKENED ARROW INDICATES ELEVATED SECTION	@	ACOUSTICAL
	ELEVATION NUMBER	A.C.T.	ACOUSTIC CEILING TILE
	SHEET NUMBER WHERE ELEVATION IS LOCATED	ADJ.	ADJACENT
	ELEVATION NUMBER	A.F.F.	ABOVE FINISH FLOOR
	SHEET NUMBER WHERE ELEVATION IS LOCATED	ALUM.	ALUMINUM
	DETAIL REFERENCE NUMBER	ANOD.	ANODIZED
	DETAIL NAME	BD.	BOARD
	DRAWING SCALE	BLDG.	BUILDING
	SHEET NUMBER WHERE DETAIL IS REFERENCED	BLK.	BLOCK
	HEIGHT ABOVE FINISHED FLOOR	BLKG.	BLOCKING
	REFERENCE POINT OF ELEVATION	CEM.	CEMENT
	HEIGHT ABOVE FINISHED FLOOR	C.J.	CONTROL JOINT
	DATUM SYMBOL INDICATES A SPECIFIC REFERENCE HEIGHT OF MATERIAL INDICATED	CLG.	CEILING
	ROOM NAME	CL.	CENTER LINE
	ROOM NUMBER	C.O.	CLEAN OUT
	NUMBERS DESIGNATE VERTICAL COLUMN LINES	COL.	COLUMN
	LETTERS DESIGNATE HORIZONTAL COLUMN LINES	CONC.	CONCRETE
	CIRCLES REPRESENT NEW COLUMN LINES	C.G.	CORNER GUARD
	DASHED CIRCLES REPRESENT EXISTING COLUMNS	CONST.	CONSTRUCTION
	EXISTING DOOR SYMBOL	CONT.	CONTINUOUS
	NEW DOOR SYMBOL	CORR.	CORRUGATED
	DOOR DESIGNATION	CPT.	CARPET
	WALL TYPE DESIGNATION NUMBER - COORDINATE WITH SCHEDULE	C.T.	CERAMIC TILE
	EQUIPMENT DESIGNATION NUMBER - COORDINATE WITH PLAN NOTES	DET.	DETAIL
	KEY NOTE DESIGNATION NUMBER - COORDINATE WITH PLAN NOTES	DM.	DIAMETER
	APPENDUM DESIGNATION NUMBER	DM.	DIMENSION
	BULLETIN DESIGNATION NUMBER	DN.	DOWN
	MATCH LINE	D.O.	DOOR OPENING
	SHEET REFERENCE FOR DRAWING CONTINUATION	DR.	DOOR
	ACOUSTICAL CEILING	DWG.	DRAWING
	BATT/LOOSE INSULATION	EA.	EACH
	BLOCKING/ROUGH LUMBER	ELEV.	ELEVATION
	CONCRETE	E.W.	EACH WAY
	FINISHED WOOD	EXG.	EXISTING
	GLASS	EXST.	EXISTING
	GYPSUM WALLBOARD	EXP.	EXPANSION, EXPOSED
	MASONRY	EXT.	EXTERIOR
	PARTICLE BOARD	F.D.	FLOOR DRAIN
	PLYWOOD	FDN.	FOUNDATION
		F.R.P.	FIBER REINFORCED PANELS
		FIN.	FINISH
		FLR.	FLOOR
		F.O.	FACE OF
		F.O.S.	FACE OF STUD
		FR.	FRAME
		FTG.	FOOTING
		FV.	FIELD VERIFY
		GA.	GAUGE
		GALV.	GALVANIZED
		GYP.	GYPSUM
		HDW.	HARDWARE
		H.M.	HOLLOW METAL
		HORIZ.	HORIZONTAL
		HT.	HEIGHT
		I.D.	INSIDE DIAMETER
		INSUL.	INSULATION
		INT.	INTERIOR
		JT.	JOINT
		LAV.	LAVATORY
		LG.	LONG
		L.L.O.	LONG LEG OUTSTANDING
		L.L.V.	LONG LEG VERTICAL
		MAX.	MAXIMUM
		MECH.	MECHANICAL
		MET.	METAL
		MEZZ.	MEZZANINE
		M.I.	MISCELLANEOUS IRON
		MIN.	MINIMUM
		MISC.	MISCELLANEOUS
		M.O.	MASONRY OPENING
		N.I.C.	NOT IN CONTRACT
		N.T.S.	NOT TO SCALE
		O.C.	ON CENTER
		O.D.	OUTSIDE DIAMETER
		OPNG.	OPENING
		OPP.	OPPOSITE
		PL.G.	PLATE GLASS
		PL.S.	PLATE STEEL
		P.LAM.	PLASTIC LAMINATE
		PLAS.	PLASTER
		PREFAB.	PREFABRICATED
		PROJ.	PROJECT, PROJECTION
		P.S.F.	POUNDS PER SQUARE FOOT
		PT.	POINT
		R.	RISER
		R.A.	RETURN AIR
		R.B.	RUBBER BASE
		R.C.	ROOF CONDUCTOR
		R.C.P.	REFLECTED CEILING PLAN
		R.D.	ROOF DRAIN
		R.F.	RUBBER FLOORING
		REINF.	REINFORCED, REINFORCING
		REQ'D.	REQUIRED
		RFG.	ROOFING
		RM.	ROOM
		R.S.	ROOF SUMP
		R.T.	RUBBER TILE
		SAN.	SANITARY
		SCHED.	SCHEDULE
		SHT.	SHEET
		SIM.	SIMILAR
		SPEC.	SPECIFICATION
		S.S.	SERVICE SINK
		STL.	STEEL
		STD.	STANDARD
		STOR.	STORAGE
		STRUCT.	STRUCTURAL
		SUSP.	SUSPENDED
		SW.	SWITCH
		SYM.	SYMMETRICAL
		T.	TREAD
		T&B	TOP AND BOTTOM
		TEL.	TELEPHONE
		TERR.	TERRAZZO
		T&G	TONGUE AND GROOVE
		THK.	THICK, THICKNESS
		THRES.	THRESHOLD
		T.O.S.	TOP OF STEEL
		TYP.	TYPICAL
		UNC.	UNLESS NOTED OTHERWISE
		U.N.O.	UNLESS NOTED OTHERWISE
		V.B.	VINYL BASE
		V.C.T.	VINYL COMPOSITION TILE
		V.I.F.	VERIFY IN FIELD
		W.	WIDE
		VERT.	VERTICAL
		WANS.	WAINSCOT
		W.C.	WATER CLOSET
		WD.WIN.	WOOD WINDOW
		WT.	WEIGHT
		W.W.F.	WELDED WIRE FABRIC

ARCHITECT:
4545 architecture
2761 E. JEFFERSON AVE
STE 302
DETROIT, MI 48207
P. 313.454.4545
TIM.FLINTOFF@4545ARCHITECTURE.COM

CONSULTANT:

Project :
1485 LONGFELLOW
HDC SUBMISSION

1485 LONGFELLOW ST.,
DETROIT, MI 48206

Issued for :
HDC SUBMISSION
05/20/2024

Drawn by :
ANJ
Check by :
THF

Sheet Title :
TITLE SHEET,
SHEET INDEX, AND
LOCATOR PLAN

Project No. :
2024012

Sheet No. :
TS1.1

DO NOT SCALE DRAWINGS | ©2024 Timothy Flintoff Architect, PLLC

DEMOLITION KEY:

- DESIGNATED ITEM TO REMAIN
- DESIGNATED ITEM TO BE REMOVED

DEMOLITION ELEVATION KEY NOTES:

(TYPICAL THIS SHEET ONLY)

- D1 DEMO ADDITION, BRICK FOUNDATION WALLS TO REMAIN
- D2 REMOVE CLADDING, WINDOWS, ETC. DEMO EXTERIOR WALL AS REQ'D.
- D3 DEMO EXISTING DECK AND STAIR

GENERAL DEMOLITION NOTES:

1. ALL DEMOLITION WORK REQUIRED IS NOT NECESSARILY LIMITED TO WHAT IS SHOWN ON THE DEMOLITION DRAWINGS. THE INTENT IS TO REMOVE ALL MECHANICAL, ELECTRICAL, AND ARCHITECTURAL ITEMS AS REQUIRED TO FACILITATE NEW CONSTRUCTION.
2. COORDINATE SCOPE AND EXTENT OF DEMOLITION WORK WITH NEW WORK DRAWINGS AND DETAILS.
3. ALL WALLS, DOORS, FRAMES, AND RELATED HARDWARE ASSEMBLIES DESIGNATED AS "TO BE REMOVED" (SHOWN AS DASHED LINES) SHALL BE COMPLETELY REMOVED AND DISPOSED OF AS DESIGNATED BY OWNER/TENANT. ALL EXISTING WALLS NOT DESIGNATED FOR DEMOLITION SHALL BE PROTECTED FROM DAMAGE AND REMAIN "AS-IS".
4. ALL EQUIPMENT, DOORS, FRAMES, RELATED HARDWARE, AND DESIGNATED ITEMS TO BE SALVAGED SHALL BE REMOVED, PROTECTED FROM DAMAGE, AND STORED FOR REUSE.
5. CLEAN AND REPAIR ALL EXISTING FLOOR FINISHES AS NECESSARY.
6. ALL DEMOLITION WORK SHALL BE PERFORMED IN A NEAT AND WORKMANLIKE MANNER. ALL SURFACES ADJACENT TO AND ABUTTING TO THOSE DESIGNATED "TO BE REMOVED" SHALL BE LEFT WITH A SMOOTH AND FLUSH APPEARANCE.
7. THE CONTRACTOR SHALL EXERCISE ALL REQUISITE CARE NECESSARY TO ENSURE THAT ALL EQUIPMENT, MATERIALS, FINISHES AND ASSEMBLIES WHICH ARE NOT BEING REMOVED ARE PROTECTED FROM DAMAGE DURING DEMOLITION AND SUBSEQUENT CONSTRUCTION OPERATIONS.
8. GENERAL PRECAUTIONS SHALL BE TAKEN AS NECESSARY TO HOLD ALL DISRUPTION, DUST, DIRT, NOISE, AND DEBRIS TO A MINIMUM.
9. THE CONTRACTOR SHALL COORDINATE DEMOLITION WORK WITH OWNER TO ENSURE THAT IMPACTS ON THE BALANCE OF THE BUILDING ARE HELD TO A MINIMUM.
10. PREPARE ALL SURFACES TO RECEIVE THE NEW WORK AND FINISHES OF THE CONTRACT.
11. THE CONTRACTOR SHALL DESIGN, PROVIDE, INSTALL AND MAINTAIN ANY AND ALL TEMPORARY BRACING AS REQUIRED TO ENSURE THE STABILITY OF THE BUILDING ASSEMBLY AND/OR ANY SYSTEMS AND/OR SUB-ASSEMBLIES AND/OR SYSTEMS APPURTENANT THERETO UNTIL SAID ASSEMBLY AND/OR SUB-ASSEMBLIES ARE COMPLETE, SELF-SUPPORTING AND/OR STABLE.

ARCHITECT:

4545 architecture

2761 E. JEFFERSON AVE
STE 302
DETROIT, MI 48207
P. 313.454.4545
TIM.FLINTOFF@4545ARCHITECTURE.COM

CONSULTANT:

Project :
1485 LONGFELLOW
HDC SUBMISSION

1485 LONGFELLOW ST.,
DETROIT, MI 48206

Issued for :
HDC SUBMISSION
05/20/2024

Drawn by :
ANJ
Check by :
THF

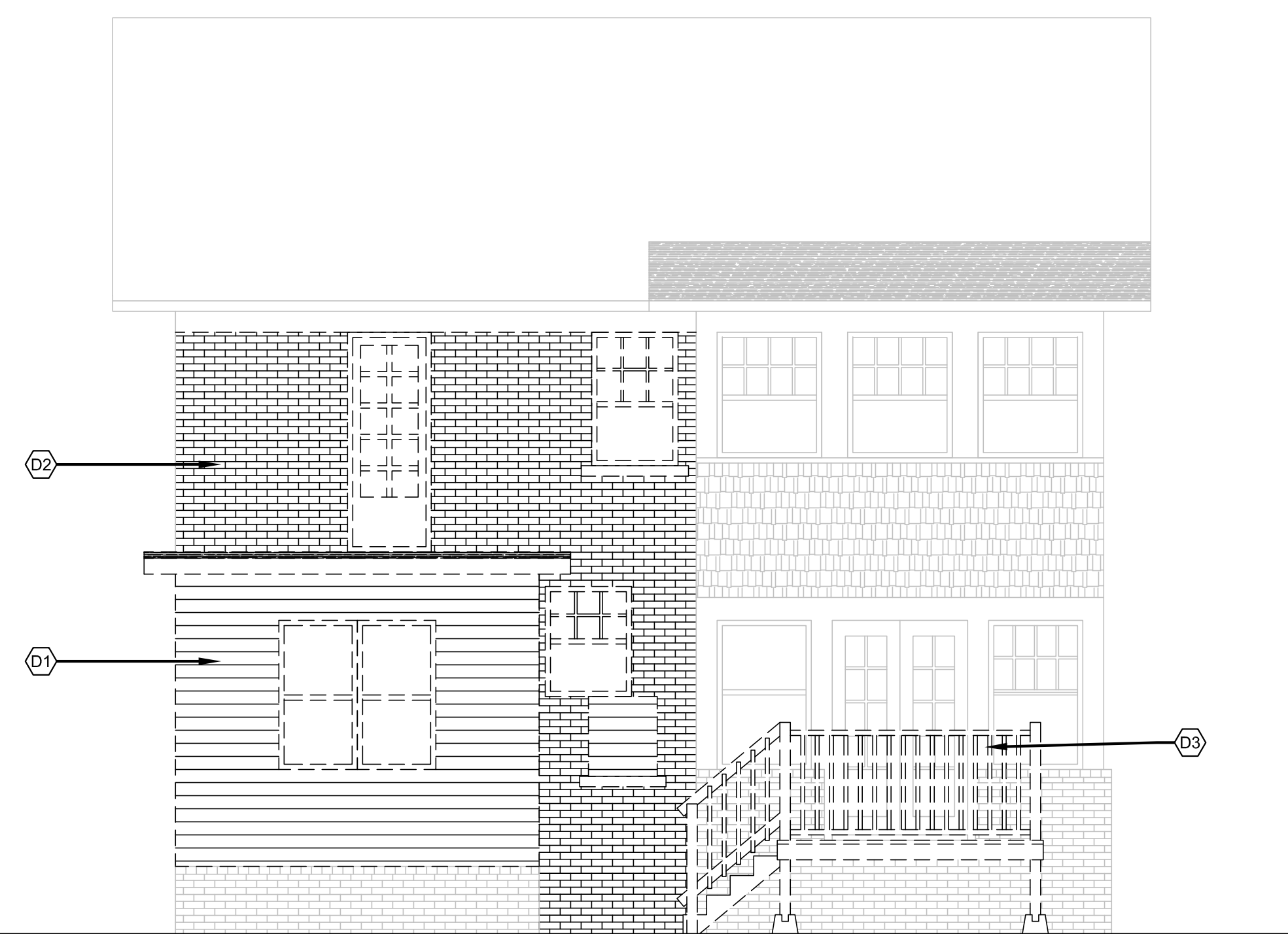
Sheet Title :
DEMOLITION
EXTERIOR
ELEVATIONS

Project No. :
2024012

Sheet No. :
D3.1

NOT FOR CONSTRUCTION

DO NOT SCALE DRAWINGS | ©2024 Timothy Flintoff Architect, PLLC



1 SOUTH ELEVATION
SCALE: 1/4" = 1'-0"



2 WEST ELEVATION
SCALE: 1/4" = 1'-0"

EXTERIOR ELEVATION KEY NOTES:

(TYPICAL THIS SHEET ONLY)

- ① 40"x48" SINGLE HUNG WINDOW WITH 8 SIMULATED DIVIDED LITES, SIM. TO EXISTING. COLOR: WHITE. BASIS OF DESIGN: ANDERSON 100 SERIES
- ② NOT USED
- ③ 42"x40" SINGLE HUNG WINDOW WITH 6 SIMULATED DIVIDED LITES, SIM. TO EXISTING. COLOR: WHITE. BASIS OF DESIGN: ANDERSON 100 SERIES
- ④ NOT USED
- ⑤ 36"x84" WOOD EXTERIOR DOOR, COLOR: WHITE. BASIS OF DESIGN: ANDERSON PANEL STYLE 194 WITH SIMULATED DIVIDED LITES SIM. TO EXISTING
- ⑥ COMPOSITE DECKING, COLOR: CHARCOAL BLACK. BASIS OF DESIGN: TREX TRANSCEND SERIES.
- ⑦ COMPOSITE RAILING, MIN. 36" TALL, COLOR: CHARCOAL BLACK. BASIS OF DESIGN: TREX TRANSCEND.
- ⑧ NOT USED
- ⑨ LP SMARTSIDE LAP SIDING, COLOR: DETROIT HISTORIC COMMISSION COLOR SYSTEM COLOR B:11 GRAYISH OLIVE GREEN
- ⑩ 3" WOOD TRIM BOARD, PAINTED WHITE
- ⑪ ASPHALT SHINGLE ROOF, MATCH TO EXISTING

ARCHITECT:

4545 architecture

2761 E. JEFFERSON AVE
STE 302
DETROIT, MI 48207
P. 313.454.4545
TIM.FLINTOFF@4545ARCHITECTURE.COM

CONSULTANT:

Project :
1485 LONGFELLOW
HDC SUBMISSION

1485 LONGFELLOW ST.,
DETROIT, MI 48206

Issued for :
HDC SUBMISSION
05/20/2024

Drawn by :
ANJ
Check by :
THF

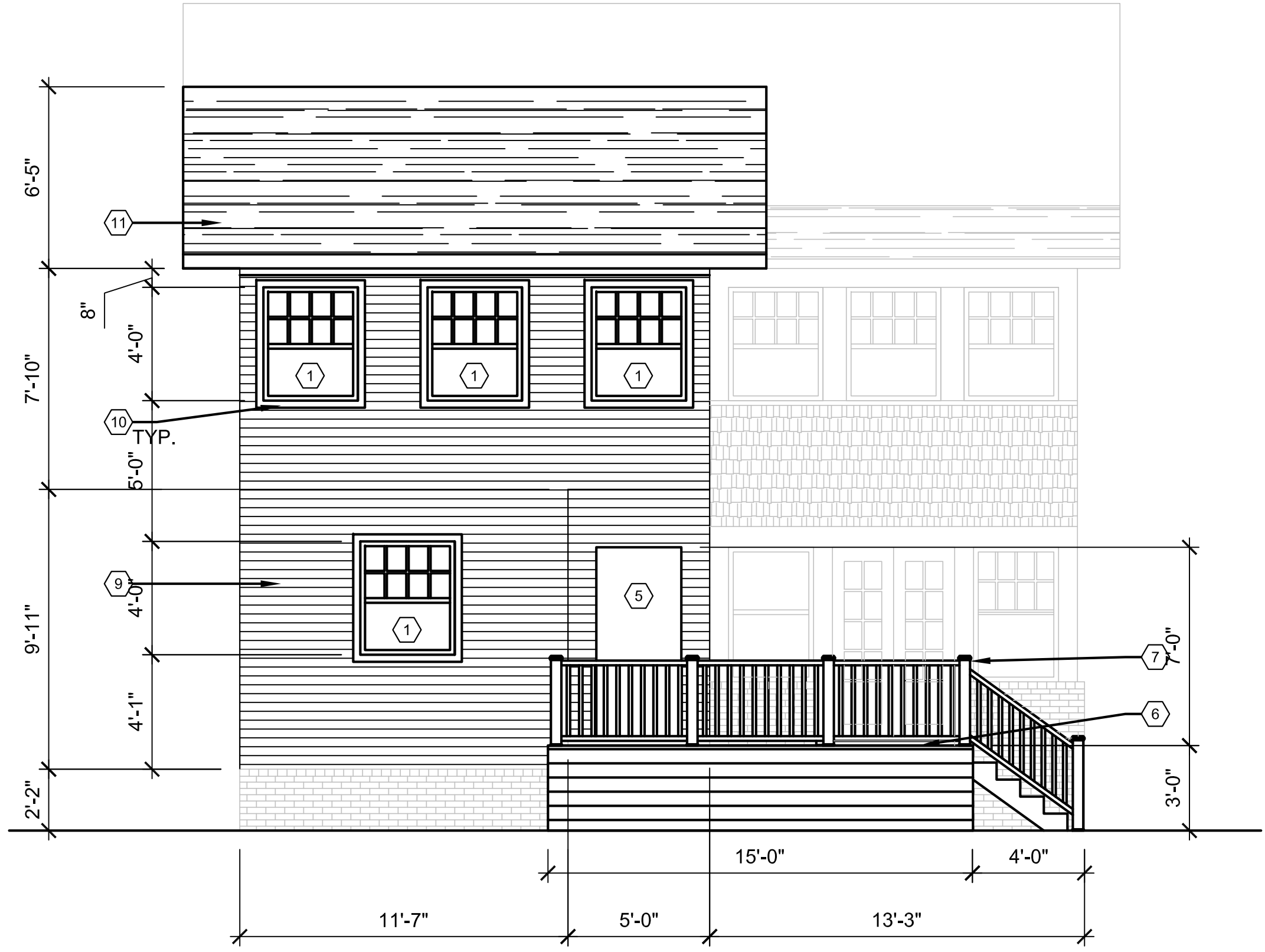
Sheet Title :
EXTERIOR
ELEVATIONS

Project No. :
2024012

Sheet No. :
A3.1

NOT FOR CONSTRUCTION

DO NOT SCALE DRAWINGS | ©2024 Timothy Flintoff Architect, PLLC



1 SOUTH ELEVATION
A3.1 SCALE: 1/4" = 1'-0"



2 WEST ELEVATION
A3.1 SCALE: 1/4" = 1'-0"

ARCHITECT:
4545 architecture
2761 E. JEFFERSON
SUITE 302
DETROIT, MI 48207
P. 313.450.4545
TM.FLINTOFF@4545ARCHITECTURE.COM

CONSULTANT:

Project :
1485 LONGFELLOW HDC
SUBMISSION
1485 LONGFELLOW ST.,
DETROIT, MI 48206

Issued for :
HDC SUBMISSION
05/20/2024

Drawn by :
ANJ
Checked by :
ANJ
Sheet Title :
EXTERIOR RENDER

Project No. :
2024012

Sheet No. :
A3.2



NOT FOR CONSTRUCTION

DO NOT SCALE DRAWINGS | ©2021 Timothy Flintoff Architect, PLLC

RENDER - STEP - LOCATION