

NOTE: Based on the scope of work, additional documentation may be required. See www.detroitmi.gov/hdc for scope-specific requirements.

PROJECT DETAILS – TELL US ABOUT YOUR PROJECT

Instructions: Add project details using the text box in each section. If your details exceed the space provided, attach the details via the attachment icon for that section.

ePLANS PERMIT NUMBER:

(only applicable if you've already applied for permits through ePLANS)

23TMP-173242

GENERAL

1. DESCRIPTION OF EXISTING CONDITION

Please tell us about the current appearance and conditions of the areas you want to change. You may use a few sentences or attach a separate prepared document on the right. (For example, "existing roof on my garage is covered in gray asphalt shingles in poor condition.")

There are broken windows and no windows, and window openings are boarded up.

2. PHOTOGRAPHS

Help us understand your project. Please attach photographs of all areas where work is proposed.



3. DESCRIPTION OF PROJECT

In this box, tell us about what you want to do at the areas described above in box #1. (For example, "Install new asphalt shingle roofing at garage.")

Installation, replacement of new windows.

4. DETAILED SCOPE OF WORK

In this box, please describe all steps necessary to complete the work described in box #3. (For example, "remove existing shingles, replace wood deck as necessary, replace wood eaves, install roof vents, replace rotted fascia boards, paint, clean worksite.")

Remove the wood boards on window openings.

Remove of broken windows.

Installation of new windows.


Paint white color to the window's trims.

5. BROCHURES/CUT SHEETS

Please provide information on the products or materials you are proposing to install. For example, a brochure on the brand and color of the shingles proposed.



ADDITIONAL DETAILS

<p>6. WINDOWS/DOORS <i>Detailed photographs of window(s) and/or door(s) proposed for replacement showing the condition of the interior and exterior of the window(s) and/or door(s)</i></p>	


JELD-WEN® vinyl windows are made to be durable, energy efficient, and low-maintenance. With features like a steel-reinforced frame and insulated glass, JELD-WEN® vinyl windows are suitable for any architectural style or design. Backed by a Lifetime Limited Warranty, they're just as reliable as they are attractive!

Features

- Vinyl construction allows for low maintenance
- Steel-reinforced sash for long-lasting strength
- Top and bottom sash tilt for easy cleaning - no need for a ladder to clean the window
- Built without a nailing flange to allow easy installation using your original window frame that can often be installed without disturbing siding or interior trim
- Low-E glass with Argon reduces energy costs, interior condensation, and protects against harmful UV rays
- ENERGY STAR® certified windows reduce energy bills by an average of 12% nationwide, compared to non-certified products
- Accidental glass breakage coverage included for all of life's unexpected events
- Full Screen Included

Specifications

Product Type	Double Hung Windows		
Collection	Best Series		
Lock Type	Cam-Lock and Block and Tackle		
Hardware Finish	White	Frame Depth	3-1/4 inches
Hardware Type	Cam-Lock and Block and Tackle	Interior Color	White
Material	Vinyl	Exterior Color	White
Screen Color	White	Mounting Method	Without Nailing Flange (Replacement)
Screen Material	Charcoal Fiberglass	Glazing Type	Double Pane
U-Value	0.3	Grid Pattern	No Grid
Special Features	Tilt Latch, Screen, Low-E	Energy Star Zones	Northern
Visible Light VT Rating	0.6	Solar Heat Gain Coefficient	0.49
Air Leakage (AL) Rating	0.3 CFM	Manufacturer Warranty	Lifetime Limited, Accidental Glass Breakage Warranty, Skilled Labor Coverage - 2 years year
Meets IRC for Egress	No		



Front




back side



Side







Front



back side



Side



