

DESCRIPTION OF EXISTING WINDOWS

The home was constructed in the 1950's and was purchased by current homeowner in December 2018.

There are 15 total window openings¹ that appear to be original to the structure.

The character defining features of this structure is the window configuration and style consisting of a window opening that combines and operable and fixed window separated by a mullion. Another character defining feature is the use of horizontal muntins ONLY. The windows are wider than tall.

DESCRIPTION OF PROJECT

The proposed project would replace the existing wood frame windows with composite wood frame windows as proposed by Renewal by Anderson. The character defining features will be retained. The estimated cost is \$23,000.00 - \$28,000.00.

The key to a successful rehabilitation project is to identify and understand its character-defining features to ensure they are preserved as well as to understand any lost original and existing energy-efficient aspects of the historic building.

"**Rehabilitation**" is defined as "the process of returning a **property** to a state of utility, through repair or alteration, which makes possible an efficient contemporary use while preserving those portions and features of the **property** which are significant to its **historic**, architectural, and cultural values."

The key to a successful rehabilitation project is to identify and understand its character-defining features to ensure they are preserved as well as to understand any lost original and existing energy-efficient aspects of the historic building.

Thus, good preservation practice is often synonymous with sustainability. There are numerous treatments--traditional as well as new technological innovations--that may be used to upgrade a historic building to help it operate even more efficiently. Increasingly stricter energy standards and code requirements may dictate that at least some of these treatments be implemented as part of a rehabilitation project of any size or type of building

For this proposed rehabilitation, the applicable elements of design, as defined in **Section 21-2-2** of the Detroit City Code, for the Boston-Edison Historic District are as follows:

Design Element 3. Proportion of openings within the façade.** Windows openings are virtually always taller than wide; however, **several windows are sometimes grouped
1 = excludes basement glass block ventilation windows

into a combination that is wider than tall. Window openings are always subdivided. The most common window type is double-hung with sashes that are generally further subdivided by muntins or leaded glass.

Applicability: Window openings are wider than tall with horizontal muntins only; this feature will be retained for the proposed replacements This design element will be retained for the proposed rehabilitation.

The property owner has obtained multiple quotations for restoration of the existing windows and for replacement windows.

Renewal by Anderson was the only window replacement service provider that provided a replacement window option that matches the existing character defining features of the existing structure.

SCOPE OF WORK

- **Remove existing wood frame windows;**
- **Replace with composite wood-frame windows**

Notes:

- *Operable/fixed configuration will not be changed*
- Horizontal Muntin configuration to remain the same
- Limestones sill to be reused or replaced with same if damaged

About the proposed Supplier/Installer:

Renewal by Andersen is the only replacement window manufacturer to receive the Green Seal Certification for environmental stewardship. Our windows are designed and crafted to withstand the test of time* –providing superior value and reducing future waste streams. Fibrex® framing material has superior thermal insulating properties, resulting in windows that help maximize the energy efficiency of your properties

Windows are **custom manufactured** to fit each specific opening and professionally installed by our own expert installers. All of our windows are made of Fibrex® material, a revolutionary composite made from reclaimed wood fiber blended with a polymer. This gives our windows the strength and durability of wood and the low-maintenance features of vinyl, while greatly limiting thermal transmittance that can be found in other window materials such as metal. Unlike many other window materials, Fibrex composite material won't flake, rust, blister, peel, crack, pit, or corrode. It is also two times stronger than vinyl and resists warping and bowing. Never worry about scraping or painting your windows again

High-Performance™ Low-E4® glass, standard on every window, is 41% more energy efficient in summer and 35% more energy efficient in winter than ordinary dual-pane glass.

1 = *excludes basement glass block ventilation windows*

The titanium dioxide coating on the glass exterior reduces water spots by up to 99% making cleaning easier and less frequent,** helping to reduce ongoing maintenance costs.

More than 20 interior and exterior color combinations are offered.

Mid Century Modern Homes

The enduring popularity of the Mid-Century Modern style is based on many factors. It provided clean lines, gentle organic curves, a love for different materials and designers that are idolized even today.

New methods of construction and new materials such as plastic, dramatically influenced later Mid-Century Modern designers. Plastic was used for its own qualities rather than to imitate wooden furniture.

There was liberal use of traditional material, such as wood, and non-traditional materials such as metal, glass, vinyl, plywood, Plexiglass and Lucite

A [vast range of color](#), including colors from neutral to bold, and graphic use of black and white.

EXISTING South Elevation – 3 Windows



PROPOSED - South Elevation – 3 Windows



1 = excludes basement glass block ventilation windows

Carol Dargin
950 Longfellow St.
Detroit, MI 48202
(313) 600-0637



950 Longfellow Detroit, MI 48202





Interior view. Reel spring sash balance.



Rearview.





Steel sashes





Reel spring window balancer



DBA: RENEWAL BY ANDERSEN OF DETROIT

Legal Name: Renewal By Andersen LLC
2102215127
37720 Amrhein Road | Livonia, MI 48150
Phone: 734-237-1052 | Fax: 651-275-6041 | rbasalesdetroit@andersencorp.com

Carol Dargin
950 Longfellow St.
Detroit, MI 48202
H: (313)600-0635
C: (313)478-6876

Thank you for your order

Please find, enclosed for your convenience, the contents of your agreement with Renewal By Andersen LLC d/b/ a Renewal By Andersen of Detroit

Table of Contents

- Agreement Document and Payment Terms 2
- Itemized Order Receipt 3
- Payment Authorization Form 6
- Notice of Cancellation 7
- RbA Insurance DET 8
- MI Terms and Conditions of Sale 9
- Michigan Addendum 12
- Lead-Safe form 13
- eRenovate Right pamphlet 14
- Electronic Consent Notice 23
- HOA Approval Not Needed 26
- Project Preparation Expectations 27
- Price Presentation Discounts 29
- PROJECT OVERVIEW - ELECTRONIC.pdf 30



Agreement Document and Payment Terms

DBA: RENEWAL BY ANDERSEN OF DETROIT

Legal Name: Renewal By Andersen LLC
 2102215127
 37720 Amrhein Road | Livonia, MI 48150
 Phone: 734-237-1052 | Fax: 651-275-6041 | rbsalesdetroit@andersencorp.com

Carol Dargin
 950 Longfellow St.
 Detroit, MI 48202
 H: (313)600-0635
 C: (313)478-6876

Carol Dargin

03/27/23

BUYER(S) NAME**CONTRACT DATE**

950 Longfellow St., Detroit, MI 48202

(313)600-0635

(313)478-6876

BUYER(S) STREET ADDRESS**PRIMARY NUMBER****SECONDARY NUMBER**

carol.dargin@wayne.edu

SECONDARY EMAIL**PRIMARY EMAIL****NOTES:**

Buyer(s) hereby jointly and severally agrees to purchase the products and/or services of Renewal By Andersen LLC d/b/a Renewal By Andersen of Detroit("Contractor"), in accordance with the terms and conditions described in this Agreement Document and Payment Terms, any documents listed in the Table of Contents, and any other document attached to this Agreement Document, the terms of which are all agreed to by the parties and incorporated herein by reference (collectively, this "Agreement"). Buyer(s) hereby agrees to sign a completion certificate after Contractor has completed all work under this Agreement.

TOTAL JOB AMOUNT:	\$23,075	By signing this Agreement, you acknowledge that the Balance Due, and the Amount Financed must be made by personal check, bank check, credit card, or cash.	
DEPOSIT RECEIVED:	\$11,537		
BALANCE DUE:	\$11,538	Estimated Start: 25-30 weeks	Estimated Completion: 1-2 days
AMOUNT FINANCED:	\$0		
METHOD OF PAYMENT:	Check	We schedule installations based on the date of the signed contract and secondarily on the date in which we complete the technical measurements. The installation date that we are providing at this time is only an estimate. We will communicate an official date and time at a later date. Rain and extreme weather are the most common causes for delay.	

NOTES:

Buyer(s) agrees and understands that this Agreement constitutes the entire understandings between the parties and that there are no verbal understandings changing or modifying any of the terms of this Agreement. No alterations to or deviations from this Agreement will be valid without the signed, written consent of both the Buyer(s) and Contractor. Buyer(s) hereby acknowledges that Buyer(s) 1) has read this Agreement, understands the terms of this Agreement, and has received a completed, signed, and dated copy of this Agreement, including the two attached Notices of Cancellation, on the date first written above and 2) was orally informed of Buyer's right to cancel this Agreement.

NOTICE TO BUYER: Do not sign this contract if blank. You are entitled to a copy of the contract at the time you sign.

YOU, THE BUYER, MAY CANCEL THIS TRANSACTION AT ANY TIME NOT LATER THAN MIDNIGHT OF 03/30/2023 OR THE THIRD BUSINESS DAY AFTER THE DATE OF THIS TRANSACTION, WHICHEVER DATE IS LATER. SEE THE ATTACHED NOTICE OF CANCELLATION FORM FOR AN EXPLANATION OF THIS RIGHT.

SIGNATURE OF SALES PERSON**SIGNATURE****SIGNATURE**

Michael Christopher

Carol Dargin

PRINT NAME OF SALES PERSON**PRINT NAME****PRINT NAME**



Itemized Order Receipt

DBA: RENEWAL BY ANDERSEN OF DETROIT

Legal Name: Renewal By Andersen LLC
 2102215127
 37720 Amrhein Road | Livonia, MI 48150
 Phone: 734-237-1052 | Fax: 651-275-6041 | rbasalesdetroit@andersencorp.com

Carol Dargin
 950 Longfellow St.
 Detroit, MI 48202
 H: (313)600-0635
 C: (313)478-6876

ID#:	ROOM:	SIZE:	DETAILS:	PRICE:
101a	Living room	30 W 48 H	Window Casement Single Right, Base Frame, Exterior White, Interior White, Performance Calculator PG Rating: 40 DP Rating: + 40 / - 40 Glass , All Sash: High Performance SmartSun Glass, No Pattern, Hardware , White, Screen , Fiberglass, Full Screen, Grille Style , Grilles Between Glass (GBG), Grille Pattern , All Sash: Colonial 1w x 4h, Misc , None	
101b	Living room	59 W 48 H	Window Casement Fixed Window Base Frame, Exterior White, Interior White, Performance Calculator PG Rating: 40 DP Rating: + 40 / - 40 Glass , All Sash: High Performance SmartSun Glass, No Pattern, Grille Style , Grilles Between Glass (GBG), Grille Pattern , All Sash: Colonial 1w x 4h, Misc , None	
103	Kitchen	52 W 37 H	Window Awning Base Frame, Exterior White, Interior White, Performance Calculator PG Rating: 40 DP Rating: + 40 / - 40 Glass , All Sash: High Performance SmartSun Glass, No Pattern, Hardware , White, Screen , Fiberglass, Full Screen, Grille Style , No Grille, Misc , None	
201	Bath	34 W 35 H	Window Casement Single Right, Base Frame, Exterior White, Interior White, Performance Calculator PG Rating: 40 DP Rating: + 40 / - 40 Glass , All Sash: High Performance SmartSun Glass, No Pattern, Hardware , White, Screen , Fiberglass, Full Screen, Grille Style , Grilles Between Glass (GBG), Grille Pattern , All Sash: Colonial 1w x 4h, Misc , None	
202a	Main bed	29 W 40 H	Window Casement Single	



Itemized Order Receipt

DBA: RENEWAL BY ANDERSEN OF DETROIT

Legal Name: Renewal By Andersen LLC

2102215127

37720 Amrhein Road | Livonia, MI 48150

Phone: 734-237-1052 | Fax: 651-275-6041 | rbasalesdetroit@andersencorp.com

Carol Dargin

950 Longfellow St.

Detroit, MI 48202

H: (313)600-0635

C: (313)478-6876

ID#:	ROOM:	SIZE:	DETAILS:	PRICE:
			<p>Right, Base Frame, Exterior White, Interior White, Performance Calculator PG Rating: 40 DP Rating: + 40 / - 40 Glass, All Sash: High Performance SmartSun Glass, No Pattern, Hardware, White, Screen, Fiberglass, Full Screen, Grille Style, Grilles Between Glass (GBG), Grille Pattern, All Sash: Colonial 1w x 4h, Misc, None</p>	
202b	Main bed	59 W 40 H	<p>Window Casement Fixed Window Base Frame, Exterior White, Interior White, Performance Calculator PG Rating: 40 DP Rating: + 40 / - 40 Glass, All Sash: High Performance SmartSun Glass, No Pattern, Grille Style, Grilles Between Glass (GBG), Grille Pattern, All Sash: Colonial 1w x 4h, Misc, None</p>	
203a	Bed 2	29 W 40 H	<p>Window Casement Single Right, Base Frame, Exterior White, Interior White, Performance Calculator PG Rating: 40 DP Rating: + 40 / - 40 Glass, All Sash: High Performance SmartSun Glass, No Pattern, Hardware, White, Screen, Fiberglass, Full Screen, Grille Style, Grilles Between Glass (GBG), Grille Pattern, All Sash: Colonial 1w x 4h, Misc, None</p>	
203b	Bed 2	59 W 40 H	<p>Window Casement Fixed Window Base Frame, Exterior White, Interior White, Performance Calculator PG Rating: 40 DP Rating: + 40 / - 40 Glass, All Sash: High Performance SmartSun Glass, No Pattern, Grille Style, Grilles Between Glass (GBG), Grille Pattern, All Sash: Colonial 1w x 4h, Misc, None</p>	



Itemized Order Receipt

DBA: RENEWAL BY ANDERSEN OF DETROIT

Legal Name: Renewal By Andersen LLC

2102215127

37720 Amrhein Road | Livonia, MI 48150

Phone: 734-237-1052 | Fax: 651-275-6041 | rbasalesdetroit@andersencorp.com

Carol Dargin

950 Longfellow St.

Detroit, MI 48202

H: (313)600-0635

C: (313)478-6876

ID#:	ROOM:	SIZE:	DETAILS:	PRICE:
204a	Bed 3	29 W 40 H	Window Casement Single Right, Base Frame, Exterior White, Interior White, Performance Calculator PG Rating: 40 DP Rating: + 40 / - 40 Glass , All Sash: High Performance SmartSun Glass, No Pattern, Hardware , White, Screen , Fiberglass, Full Screen, Grille Style , Grilles Between Glass (GBG), Grille Pattern , All Sash: Colonial 1w x 4h, Misc , None	
204b	Bed 3	59 W 40 H	Window Casement Fixed Window Base Frame, Exterior White, Interior White, Performance Calculator PG Rating: 40 DP Rating: + 40 / - 40 Glass , All Sash: High Performance SmartSun Glass, No Pattern, Grille Style , Grilles Between Glass (GBG), Grille Pattern , All Sash: Colonial 1w x 4h, Misc , None	
WINDOWS: 10 PATIO DOORS: 0 ENTRY DOORS: 0 SPECIALTY: 0 MISC: 0				TOTAL \$23,075



Renewal by Andersen is committed to our customers' safety by complying with the rules and lead-safe work practices specified by the EPA.



Payment Authorization Form

DBA: RENEWAL BY ANDERSEN OF DETROIT

Legal Name: Renewal By Andersen LLC
 2102215127
 37720 Amrhein Road | Livonia, MI 48150
 Phone: 734-237-1052 | Fax: 651-275-6041 | rbasalesdetroit@andersencorp.com

Carol Dargin
 950 Longfellow St.
 Detroit, MI 48202
 H: (313)600-0635
 C: (313)478-6876

Carol Dargin

BUYER NAME

950 Longfellow St.

Detroit

ADDRESS

MI

48202

(313)600-0635

CITY

(313)478-6876

STATE

ZIP CODE

PHONE NUMBER 1

PHONE NUMBER 2

Michael Christopher

\$23,075

SALES REP

CONTRACT BALANCE

PAYMENT SCHEDULE (\$23,075)

	CASH DEPOSIT (1)	FINANCE DEPOSIT (2)	SUBSTANTIAL COMPLETION (3)
CHECK	\$11,537	\$0	\$11,538

(1) CASH DEPOSIT: 50% of the purchase price is due at Contract Signing. This may be paid in part or in whole by cash, check, or credit card ("Cash Deposit").

(2) FINANCE DEPOSIT: 50% of the purchase price is due at Contract Signing. This may be paid in part or in whole with financing ("Finance Deposit").

(3) SUBSTANTIAL COMPLETION: Final payment is due on the day of installation when all windows and/or doors included in this agreement have been installed into their openings and any interior and exterior trims have been applied ("Substantial Completion"). If there are any outstanding warranty claims or service items, customer may retain an amount equal to the value of the outstanding item(s) or work to be done, not to exceed 10% of the total purchase price. Due to project changes after Contract Signing, the final payment is subject to change.

BY SIGNING BELOW, I/WE, THE BUYER(S):

1. Authorize Renewal by Andersen to initiate debit or credit entries for payments based on the amount(s), form of payment(s), and timing specified in the Payment Authorization Schedule above.
2. Acknowledge that this Authorization is to remain in full-force and effect until Renewal by Andersen has received written notification from the Customer of its termination in such time and manner as to afford Renewal by Andersen and their Depository Institution a reasonable opportunity to act on it.
3. Acknowledge that the origination of a ACH transaction (recharging of checking account) or recharging of credit card to Customer's account must comply with the provisions of US Law.
4. Understand that if there is a change in the set date of a debit or credit entry, Renewal by Andersen must notify the customer minimally 7 days in advance.

Carol Dargin

03/27/23

BUYER NAME

SIGNATURE

DATE



Notice of Cancellation

DBA: RENEWAL BY ANDERSEN OF DETROIT

Legal Name: Renewal By Andersen LLC

2102215127

37720 Amrhein Road | Livonia, MI 48150

Phone: 734-237-1052 | Fax: 651-275-6041 | rbasalesdetroit@andersencorp.com

Carol Dargin

950 Longfellow St.

Detroit, MI 48202

H: (313)600-0635

C: (313)478-6876

You, the buyer(s) may cancel this transaction at any time prior to midnight on 03/30/2023

NOTICE OF CANCELLATION

Date of Transaction: 03/27/23. You may cancel this transaction, without any penalty or obligation, before midnight on 03/30/2023 or the third business day after the date of this transaction, whichever date is later. If you cancel, any property traded in, any payments made by you under the Contract or Sale, and any negotiable instrument executed by you will be returned within 10 business days following receipt by the Seller of your cancellation notice, and any security interest arising out of the transaction will be canceled. If you cancel, you must make available to the Seller at your residence, in substantially as good condition as when received, any goods delivered to you under this Contract or Sale; or you may, if you wish, comply with the instructions of the Seller regarding the return shipment of the goods at the Sellers expense and risk. If you do make the goods available to the Seller and the Seller does not pick them up within 20 days of the date of your Notice of Cancellation, you may retain or dispose of the goods without any further obligation. If you fail to make the goods available to the Seller, or if you agree to return the goods to the Seller and fail to do so, then you remain liable for performance of all obligations under the Contract. To cancel this transaction, mail or deliver a signed and dated copy of this cancellation notice or any other written notice, or send a telegram, to:

dba: Renewal By Andersen of Detroit

Legal Name: Renewal By Andersen LLC

37720 Amrhein Road

Livonia, MI 48150

Phone: 734-237-1052

Fax: 651-275-6041

Email: rbasalesdetroit@andersencorp.com

NOT LATER THAN MIDNIGHT OF 03/30/2023

OR THE THIRD BUSINESS DAY AFTER THE DATE

OF THIS TRANSACTION, WHICHEVER DATE IS LATER.

I HEREBY CANCEL THIS TRANSACTION

BUYER SIGNATURE

DATE

NOTICE OF CANCELLATION

Date of Transaction: 03/27/23. You may cancel this transaction, without any penalty or obligation, before midnight on 03/30/2023 or the third business day after the date of this transaction, whichever date is later. If you cancel, any property traded in, any payments made by you under the Contract or Sale, and any negotiable instrument executed by you will be returned within 10 business days following receipt by the Seller of your cancellation notice, and any security interest arising out of the transaction will be canceled. If you cancel, you must make available to the Seller at your residence, in substantially as good condition as when received, any goods delivered to you under this Contract or Sale; or you may, if you wish, comply with the instructions of the Seller regarding the return shipment of the goods at the Sellers expense and risk. If you do make the goods available to the Seller and the Seller does not pick them up within 20 days of the date of your Notice of Cancellation, you may retain or dispose of the goods without any further obligation. If you fail to make the goods available to the Seller, or if you agree to return the goods to the Seller and fail to do so, then you remain liable for performance of all obligations under the Contract. To cancel this transaction, mail or deliver a signed and dated copy of this cancellation notice or any other written notice, or send a telegram, to:

dba: Renewal By Andersen of Detroit

Legal Name: Renewal By Andersen LLC

37720 Amrhein Road

Livonia, MI 48150

Phone: 734-237-1052

Fax: 651-275-6041

Email: rbasalesdetroit@andersencorp.com

NOT LATER THAN MIDNIGHT OF 03/30/2023

OR THE THIRD BUSINESS DAY AFTER THE DATE

OF THIS TRANSACTION, WHICHEVER DATE IS LATER.

I HEREBY CANCEL THIS TRANSACTION

BUYER SIGNATURE

DATE



MI Terms and Conditions of Sale

DBA: RENEWAL BY ANDERSEN OF DETROIT

Legal Name: Renewal By Andersen LLC

2102215127

37720 Amrhein Road | Livonia, MI 48150

Phone: 734-237-1052 | Fax: 651-275-6041 | rbsalesdetroit@andersencorp.com

Carol Dargin

950 Longfellow St.

Detroit, MI 48202

H: (313)600-0635

C: (313)478-6876

1. Parties and Acceptance. This Agreement (as defined in the Agreement Document and Payment Terms to which these Terms and Conditions of Sale are attached and incorporated into by reference, which includes, but is not limited to, these Terms and Conditions of Sale) is between you, which means each person who signs this Agreement as a Buyer, and Renewal by Andersen LLC (referred to in this Agreement as “Contractor”). All agreements are subject to final acceptance by management of Contractor. Contractor agrees to provide the products and services outlined in this Agreement only on the condition that you agree to accept the terms and conditions of sale set forth in this Agreement.

2. Quotations and Prices. This Agreement will expire thirty (30) calendar days from the date signed by a Contractor representative, unless it has been accepted by you before such date. Quoted prices apply only to the specific products and service and quantities stated in this Agreement, and such prices may be adjusted by Contractor to reflect additional costs and expenses associated with circumstances which are unanticipated and unforeseen at the time this Agreement is accepted by Contractor; including but not limited to, costs associated with an alternative installation method better suited for the installation application as determined by the technical measurement. Unless otherwise expressly specified in this Agreement, all amounts quoted exclude all present and future federal, state and local excise, sales/use, privilege, personal property, gross receipts and similar taxes and charges payable with respect to the products and services under this Agreement.

3. Limited Warranty. The products sold to you pursuant to this Agreement are subject to the Limited Warranty for Renewal by Andersen® Products and Installation, a copy of which has been furnished to you and is incorporated in this Agreement by reference.

4. Payment Terms. Unless otherwise expressly specified in this Agreement, a down payment of fifty percent (50%) of the Total Amount of Agreement identified on the front of this Agreement is required to be made by you upon your acceptance of this Agreement. The remaining balance of the Total Amount of Agreement is due on the day the services contemplated by this Agreement are substantially completed; provided that if any services contemplated by this Agreement have not been completed by that day, you may withhold an amount equal to the greater of ten percent (10%) of the Total Amount of Agreement or the price of the uncompleted services and pay such amount when such services are completed. If permissible under applicable law, any amount not paid when due will bear a charge, commencing thirty (30) calendar days after delivery of the products and completion of the services contemplated by this Agreement, in an amount equal to the lesser of one and one-half percent (1 1/2%) per month of the unpaid balance or the maximum amount permitted by applicable law. You agree to pay Contractor’s reasonable attorneys’ fees and costs in connection with enforcing any of the terms and conditions of this Agreement, including, without limitation, recovering the payment of any amounts due under this Agreement. Notwithstanding the foregoing, if, in Contractor’s judgment, your financial condition at any time prior to shipment of the products or performance of the services does not justify shipment or performance, Contractor may, at its option, require full or partial payment in advance or may cancel shipment of the products and performance of the services under this Agreement without incurring any cost or liability.

5. Delays. Performance dates are estimated only and are not guaranteed; performance being made on a best efforts, as available basis. Contractor will make every reasonable effort to meet any performance dates quoted in this Agreement, but Contractor will not be liable for its failure to meet such dates. Contractor has the right to install the products or perform the services in advance of the scheduled date. You acknowledge that actual installation and performance dates may depend upon a variety of factors, including, without limitation, weather, flood, fire, strikes or labor disturbances, acts of God, your acts, governmental prohibition of importation or exportation, acts of civil or military authority, insurrection or riot, embargoes, inability to obtain means of transportation, accidents or delays in transportation, the inability to obtain necessary labor,

SIGNATURE OF SALES PERSON

SIGNATURE

SIGNATURE

Michael Christopher

Carol Dargin

PRINT NAME OF SALES PERSON

PRINT NAME

PRINT NAME



MI Terms and Conditions of Sale

DBA: RENEWAL BY ANDERSEN OF DETROIT

Legal Name: Renewal By Andersen LLC

2102215127

37720 Amrhein Road | Livonia, MI 48150

Phone: 734-237-1052 | Fax: 651-275-6041 | rbasalesdetroit@andersencorp.com

Carol Dargin

950 Longfellow St.

Detroit, MI 48202

H: (313)600-0635

C: (313)478-6876

materials or manufacturing facilities, or other events beyond Contractor’s control. If the occurrence of any of the above events prevents Contractor from performing its obligations under this Agreement, Contractor may at its option, either suspend or cancel performance of its obligations under this Agreement without any cost or liability. In no event will Contractor be liable for any damage, consequential or otherwise, arising from any premature or delayed performance.

6. Title; Security Interest; Lien. Title to the products sold under this Agreement will remain in Contractor and will not shift to you until you have performed all of your obligations under this Agreement. To secure your performance, Contractor retains, and you hereby grant to Contractor, a security interest in such products. Upon request of Contractor, you agree to sign and authorize Contractor to file any document required to perfect such security interest. To assist in doing so, you will upon our request verify your legal name and the legal description of your premises. Payment in full of the amounts due under this Agreement will release the security interest. Contractor reserves the right to file and perfect a lien against your premises in the event that you fail to pay the Total Amount of Agreement upon completion of the services contemplated by this Agreement. Failure to pay any such amount when due shall constitute a default and permit Contractor to demand payment of all amounts payable under this Agreement, whether or not otherwise then due, and to exercise all remedies on any security interest or lien securing such amounts.

7. Cancellation. Except as otherwise provided in this Agreement and in the attached Notice of Cancellation form, this transaction is non-cancelable and Contractor will be entitled to collect the Total Amount of Agreement in the event that you attempt to cancel. Contractor also has the right to cancel this Agreement without incurring any cost or liability upon your breach of this Agreement, material or otherwise, or upon your default.

8. Waste. Contractor agrees to remove and transport away from your premises the replaced windows and doors and any other debris and waste materials which are generated by Contractor in connection with the delivery of products and performance of the services under this Agreement. You may elect to keep the replaced windows and doors but Contractor is not responsible for breakage of any of the replaced windows or doors either during or after their removal nor does Contractor guarantee that replaced windows and doors will function properly after their removal.

9. Access. You represent that you are the owner of the premises which are the subject of this Agreement. You agree to grant Contractor reasonable access to your premises during normal business hours and days for purposes of installing the products and performing the services contemplated by this Agreement. Except as otherwise requested by you in the pre-installation checklist, you agree to move or remove all draperies, blinds, shades, furniture and any other items that are in the immediate vicinity of any window or door which is to be replaced. Contractor is not responsible for damage to any items that it moves or removes to facilitate the installation of any new window or door.

10. Assignment and Delegation. Contractor may assign its rights and delegate its obligations under this Agreement without your consent.

11. Governing Law. This Agreement will be governed by and construed in accordance with the laws of the state in which the premises subject to this Agreement are located as listed on the front of this form (without regard to the laws of conflict of any jurisdiction) as to all matters, including, without limitation, matters of validity, interpretation, construction, effect, performance, enforcement and remedies.

12. Validity of Provisions; Severability. The provisions of this Agreement will be interpreted to be valid and enforceable under applicable law to the extent that such interpretation does not materially alter such provisions; provided, that if any such provision becomes invalid or unenforceable under applicable law, such provision will be stricken to the extent

SIGNATURE OF SALES PERSON

Michael Christopher

PRINT NAME OF SALES PERSON

SIGNATURE

Carol Dargin

PRINT NAME

SIGNATURE

PRINT NAME



MI Terms and Conditions of Sale

DBA: RENEWAL BY ANDERSEN OF DETROIT

Legal Name: Renewal By Andersen LLC
2102215127
37720 Amrhein Road | Livonia, MI 48150
Phone: 734-237-1052 | Fax: 651-275-6041 | rbasalesdetroit@andersencorp.com

Carol Dargin

950 Longfellow St.
Detroit, MI 48202
H: (313)600-0635
C: (313)478-6876

necessary and the remainder of such provision and the remainder of this Agreement will continue in full force and effect.

13. Non-Waiver of Rights. No failure or delay by Contractor to assert any right or remedy under this Agreement will be a waiver of that right or remedy if the circumstances giving rise to the right or remedy continue or are repeated. No waiver will be effective unless given in writing. No term or provision of this Agreement will be construed to limit, in any manner, the rights or remedies available to Contractor under applicable law or otherwise, but rather are in addition to and cumulative of such other rights or remedies.

14. Entire Agreement; Modification. You and Contractor agree that this Agreement (including all of the attachments) is the final expression of our agreement, is the complete and exclusive statement of the terms and conditions of our agreement and supersedes all agreements, understandings or discussions, whether oral or written, entered into prior to or contemporaneously with this Agreement. This Agreement may not be modified or amended except in writing signed by you and Contractor.

15. Attachments. Certain state and federal laws require that notices, or terms and conditions different from or in addition to those contained elsewhere in this Agreement, be given to you. Such notices or terms and conditions, if any, may be included on one or more separate sheets attached to this Agreement and are incorporated in this Agreement by reference, and supersede and govern any conflicting or inconsistent notice or term or condition contained herein, if received by you prior to, or contemporaneously with, your execution of this Agreement. Your initialing of the separate sheets evidences your receipt, review and approval of such required notices, but evidence of your receipt of these materials can be shown in any other reasonable manner, including your receipt via electronic mail or other electronic delivery, your acknowledgment of receipt of such materials in a separate place on the Agreement, or by the separate records of Contractor which show your signature or receipt of such materials.

SIGNATURE OF SALES PERSON

Michael Christopher

PRINT NAME OF SALES PERSON

SIGNATURE

Carol Dargin

PRINT NAME

SIGNATURE

PRINT NAME



Michigan Addendum

DBA: RENEWAL BY ANDERSEN OF DETROIT

Legal Name: Renewal By Andersen LLC

2102215127

37720 Amrhein Road | Livonia, MI 48150

Phone: 734-237-1052 | Fax: 651-275-6041 | rbasalesdetroit@andersencorp.com

Carol Dargin

950 Longfellow St.

Detroit, MI 48202

H: (313)600-0635

C: (313)478-6876

This addendum is a supplement to your Agreement Document and Payment Terms and all documents incorporate therein (the "Agreement") with Renewal by Andersen LLC if such provisions were fully and completely set for in the Agreement. Any conflict between the terms of the Agreement and this Addendum will be resolved in the favor of this Addendum.

RIGHT TO CANCEL

The following is required to be disclosed to You, or "Owner", under Michigan Law.

You, the buyer, may cancel this transaction at any time prior to midnight of the third business day after the date of this transaction. See the attached notice of cancellation form for an explanation of this right. Additionally, the seller is prohibited from having an independent courier service or other third party pick up your payment at your residence before the end of the 3-business-day period in which you can cancel this transaction.

SIGNATURE OF SALES PERSON

Michael Christopher

PRINT NAME OF SALES PERSON

SIGNATURE

Carol Dargin

PRINT NAME

SIGNATURE

PRINT NAME



Lead-Safe form

DBA: RENEWAL BY ANDERSEN OF DETROIT

Legal Name: Renewal By Andersen LLC

2102215127

37720 Amrhein Road | Livonia, MI 48150

Phone: 734-237-1052 | Fax: 651-275-6041 | rbasalesdetroit@andersencorp.com

Carol Dargin

950 Longfellow St.

Detroit, MI 48202

H: (313)600-0635

C: (313)478-6876

Within the Lead-Safe Form, "You" or "I" refers to the Buyer(s) (who may also be referred to herein as the "Customer(s)").

Lead Safe Work Pamphlet Receipt and Lead Safe Work Practice Process

Pamphlet Receipt

I have received a copy of the lead hazard information pamphlet informing me of the potential risk of the lead hazard exposure from renovation activity to be performed in my dwelling. I received this pamphlet before the work began.

Lead Safe Work Practice Process

Renewal by Andersen of Detroit & Greater Michigan do not test for lead based paint. All homes built prior to 1978 are presumed Lead positive and therefore will have lead safe work practices performed during the installation as required by EPA's Lead-Based Paint Renovation, Repair, and Painting Rule.

Please Note: There is no additional charge to perform lead safe work practices.

Lead Safe Work Practices Installation Preparation

The following will apply to your installation if your home is built prior to 1978:

- 1. AC/Furnace** - You will need to temporarily turn off your air conditioning or furnace during the portion of installation where Lead Safe Work Practices are being performed.
- 2. Preparation** - Please remove all bed linens, pillows, and children's toys from the work area(s).
- 3. Warning** - When a containment area is set up by the installation crew, no one is permitted inside the room/containment area with the exception of the installation crew members.

By signing below, I hereby agree to the terms and conditions above.

SIGNATURE OF SALES PERSON

Michael Christopher

PRINT NAME OF SALES PERSON

SIGNATURE

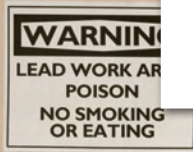
Carol Dargin

PRINT NAME

SIGNATURE

PRINT NAME

THE LEAD-SAFE CERTIFIED GUIDE TO RENOVATE RIGHT



CAUTION CAUTION CAUTION CAUTION CAUTION CAUTION



1-800-424-LEAD (5323)

epa.gov/getleadsafe

EPA-740-K-10-001

Revised September 2011



Important lead hazard information for families, child care providers and schools.



This document may be purchased through the U.S. Government Printing Office online at bookstore.gpo.gov or by phone (toll-free): 1-866-512-1800.

IT'S THE LAW!

Federal law requires contractors that disturb painted surfaces in homes, child care facilities and schools built before 1978 to be certified and follow specific work practices to prevent lead contamination. Always ask to see your contractor's certification.

Federal law requires that individuals receive certain information before renovating more than six square feet of painted surfaces in a room for interior projects or more than twenty square feet of painted surfaces for exterior projects or window replacement or demolition in housing, child care facilities and schools built before 1978.

- Homeowners and tenants: renovators must give you this pamphlet before starting work.
- Child care facilities, including preschools and kindergarten classrooms, and the families of children under six years of age that attend those facilities: renovators must provide a copy of this pamphlet to child care facilities and general renovation information to families whose children attend those facilities.

WHO SHOULD READ THIS PAMPHLET?

This pamphlet is for you if you:

- Reside in a home built before 1978.
- Own or operate a child care facility, including preschools and kindergarten classrooms, built before 1978, or
- Have a child under six years of age who attends a child care facility built before 1978.

You will learn:

- Basic facts about lead and your health.
- How to choose a contractor, if you are a property owner.
- What tenants, and parents/guardians of a child in a child care facility or school should consider.
- How to prepare for the renovation or repair job.
- What to look for during the job and after the job is done.
- Where to get more information about lead.

This pamphlet is not for:

- **Abatement projects.** Abatement is a set of activities aimed specifically at eliminating lead or lead hazards. EPA has regulations for certification and training of abatement professionals. If your goal is to eliminate lead or lead hazards, contact the National Lead Information Center at **1-800-424-LEAD (5323)** for more information.
- **“Do-it-yourself”** projects. If you plan to do renovation work yourself, this document is a good start, but you will need more information to complete the work safely. Call the National Lead Information Center at **1-800-424-LEAD (5323)** and ask for more information on how to work safely in a home with lead-based paint.
- **Contractor education.** Contractors who want information about working safely with lead should contact the National Lead Information Center at **1-800-424-LEAD (5323)** for information about courses and resources on lead-safe work practices.



RENOVATING, REPAIRING, OR PAINTING?



- Is your home, your building, or the child care facility or school your children attend being renovated, repaired, or painted?
- Was your home, your building, or the child care facility or school where your children under six years of age attend built before 1978?

If the answer to these questions is YES, there are a few important things you need to know about lead-based paint.

This pamphlet provides basic facts about lead and information about lead safety when work is being done in your home, your building or the child care facility or school your children attend.

The Facts About Lead

- Lead can affect children's brains and developing nervous systems, causing reduced IQ, learning disabilities, and behavioral problems. Lead is also harmful to adults.
 - Lead in dust is the most common way people are exposed to lead. People can also get lead in their bodies from lead in soil or paint chips. Lead dust is often invisible.
 - Lead-based paint was used in more than 38 million homes until it was banned for residential use in 1978.
 - Projects that disturb painted surfaces can create dust and endanger you and your family. Don't let this happen to you. Follow the practices described in this pamphlet to protect you and your family.
-

LEAD AND YOUR HEALTH

Lead is especially dangerous to children under six years of age.

Lead can affect children's brains and developing nervous systems, causing:

- Reduced IQ and learning disabilities.
- Behavior problems.

Even children who appear healthy can have dangerous levels of lead in their bodies.

Lead is also harmful to adults. In adults, low levels of lead can pose many dangers, including:

- High blood pressure and hypertension.
- Pregnant women exposed to lead can transfer lead to their fetuses. Lead gets into the body when it is swallowed or inhaled.
- People, especially children, can swallow lead dust as they eat, play, and do other normal hand-to-mouth activities.
- People may also breathe in lead dust or fumes if they disturb lead-based paint. People who sand, scrape, burn, brush, blast or otherwise disturb lead-based paint risk unsafe exposure to lead.



What should I do if I am concerned about my family's exposure to lead?

- A blood test is the only way to find out if you or a family member already has lead poisoning. Call your doctor or local health department to arrange for a blood test.
- Call your local health department for advice on reducing and eliminating exposures to lead inside and outside your home, child care facility or school.
- Always use lead-safe work practices when renovation or repair will disturb painted surfaces.

For more information about the health effects of exposure to lead, visit the EPA lead website at epa.gov/lead/pubs/leadinfo or call 1-800-424-LEAD (5323).

There are other things you can do to protect your family every day.

- Regularly clean floors, window sills, and other surfaces.
- Wash children's hands, bottles, pacifiers, and toys often.
- Make sure children eat a healthy, nutritious diet consistent with the USDA's dietary guidelines, that helps protect children from the effects of lead.
- Wipe off shoes before entering the house.

WHERE DOES THE LEAD COME FROM?

Dust is the main problem.

The most common way to get lead in the body is from dust. Lead dust comes from deteriorating lead-based paint and lead-contaminated soil that gets tracked into your home. This dust may accumulate to unsafe levels. Then, normal hand-to-mouth activities, like playing and eating (especially in young children), move that dust from surfaces like floors and window sills into the body.

Home renovation creates dust.

Common renovation activities like sanding, cutting, and demolition can create hazardous lead dust and chips.

Proper work practices protect you from the dust.

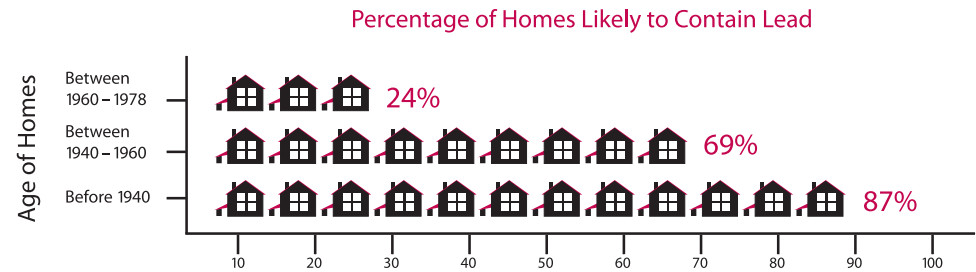
The key to protecting yourself and your family during a renovation, repair or painting job is to use lead-safe work practices such as containing dust inside the work area, using dust-minimizing work methods, and conducting a careful cleanup, as described in this pamphlet.

Other sources of lead.

Remember, lead can also come from outside soil, your water, or household items (such as lead-glazed pottery and lead crystal). Contact the National Lead Information Center at 1-800-424-LEAD (5323) for more information on these sources.



CHECKING YOUR HOME FOR LEAD-BASED PAINT



Older homes, child care facilities, and schools are more likely to contain lead-based paint.

Homes may be single-family homes or apartments. They may be private, government-assisted, or public housing. Schools are preschools and kindergarten classrooms. They may be urban, suburban, or rural.

You have the following options:

You may decide to assume your home, child care facility, or school contains lead.

Especially in older homes and buildings, you may simply want to assume lead-based paint is present and follow the lead-safe work practices described in this brochure during the renovation, repair, or painting job.

You can hire a certified professional to check for lead-based paint.

These professionals are certified risk assessors or inspectors, and can determine if your home has lead or lead hazards.

- A certified inspector or risk assessor can conduct an inspection telling you whether your home, or a portion of your home, has lead-based paint and where it is located. This will tell you the areas in your home where lead-safe work practices are needed.
- A certified risk assessor can conduct a risk assessment telling you if your home currently has any lead hazards from lead in paint, dust, or soil. The risk assessor can also tell you what actions to take to address any hazards.
- For help finding a certified risk assessor or inspector, call the National Lead Information Center at 1-800-424-LEAD (5323).

You may also have a certified renovator test the surfaces or components being disturbed for lead by using a lead test kit or by taking paint chip samples and sending them to an EPA-recognized testing laboratory. Test kits must be EPA-recognized and are available at hardware stores. They include detailed instructions for their use.

FOR PROPERTY OWNERS

You have the ultimate responsibility for the safety of your family, tenants, or children in your care.

This means properly preparing for the renovation and keeping persons out of the work area (see p. 8). It also means ensuring the contractor uses lead-safe work practices.

Federal law requires that contractors performing renovation, repair and painting projects that disturb painted surfaces in homes, child care facilities, and schools built before 1978 be certified and follow specific work practices to prevent lead contamination.

Make sure your contractor is certified, and can explain clearly the details of the job and how the contractor will minimize lead hazards during the work.

- You can verify that a contractor is certified by checking EPA's website at epa.gov/getleadsafe or by calling the National Lead Information Center at 1-800-424-LEAD (5323). You can also ask to see a copy of the contractor's firm certification.
- Ask if the contractor is trained to perform lead-safe work practices and to see a copy of their training certificate.
- Ask them what lead-safe methods they will use to set up and perform the job in your home, child care facility or school.
- Ask for references from at least three recent jobs involving homes built before 1978, and speak to each personally.

Always make sure the contract is clear about how the work will be set up, performed, and cleaned.

- Share the results of any previous lead tests with the contractor.
- You should specify in the contract that they follow the work practices described on pages 9 and 10 of this brochure.
- The contract should specify which parts of your home are part of the work area and specify which lead-safe work practices will be used in those areas. Remember, your contractor should confine dust and debris to the work area and should minimize spreading that dust to other areas of the home.
- The contract should also specify that the contractor will clean the work area, verify that it was cleaned adequately, and re-clean it if necessary.

If you think a worker is not doing what he is supposed to do or is doing something that is unsafe, you should:

- Direct the contractor to comply with regulatory and contract requirements.
- Call your local health or building department, or
- Call EPA's hotline 1-800-424-LEAD (5323).

If your property receives housing assistance from HUD (or a state or local agency that uses HUD funds), you must follow the requirements of HUD's Lead-Safe Housing Rule and the ones described in this pamphlet.

FOR TENANTS AND FAMILIES OF CHILDREN UNDER SIX YEARS OF AGE IN CHILD CARE FACILITIES AND SCHOOLS

You play an important role ensuring the ultimate safety of your family.

This means properly preparing for the renovation and staying out of the work area (see p. 8).

Federal law requires that contractors performing renovation, repair and painting projects that disturb painted surfaces in homes built before 1978 and in child care facilities and schools built before 1978, that a child under six years of age visits regularly, to be certified and follow specific work practices to prevent lead contamination.

The law requires anyone hired to renovate, repair, or do painting preparation work on a property built before 1978 to follow the steps described on pages 9 and 10 unless the area where the work will be done contains no lead-based paint.

If you think a worker is not doing what he is supposed to do or is doing something that is unsafe, you should:

- Contact your landlord.
- Call your local health or building department, or
- Call EPA's hotline 1-800-424-LEAD (5323).

If you are concerned about lead hazards left behind after the job is over, you can check the work yourself (see page 10).



PREPARING FOR A RENOVATION

The work areas should not be accessible to occupants while the work occurs.

The rooms or areas where work is being done may need to be blocked off or sealed with plastic sheeting to contain any dust that is generated. Therefore, the contained area may not be available to you until the work in that room or area is complete, cleaned thoroughly, and the containment has been removed. Because you may not have access to some areas during the renovation, you should plan accordingly.

You may need:

- Alternative bedroom, bathroom, and kitchen arrangements if work is occurring in those areas of your home.
- A safe place for pets because they too can be poisoned by lead and can track lead dust into other areas of the home.
- A separate pathway for the contractor from the work area to the outside in order to bring materials in and out of the home. Ideally, it should not be through the same entrance that your family uses.
- A place to store your furniture. All furniture and belongings may have to be moved from the work area while the work is being done. Items that can't be moved, such as cabinets, should be wrapped in plastic.
- To turn off forced-air heating and air conditioning systems while the work is being done. This prevents dust from spreading through vents from the work area to the rest of your home. Consider how this may affect your living arrangements.

You may even want to move out of your home temporarily while all or part of the work is being done.

Child care facilities and schools may want to consider alternative accommodations for children and access to necessary facilities.



DURING THE WORK

Federal law requires contractors that are hired to perform renovation, repair and painting projects in homes, child care facilities, and schools built before 1978 that disturb painted surfaces to be certified and follow specific work practices to prevent lead contamination.

The work practices the contractor must follow include these three simple procedures, described below:

1. Contain the work area. The area must be contained so that dust and debris do not escape from that area. Warning signs must be put up and plastic or other impermeable material and tape must be used as appropriate to:

- Cover the floors and any furniture that cannot be moved.
- Seal off doors and heating and cooling system vents.
- For exterior renovations, cover the ground and, in some instances, erect vertical containment or equivalent extra precautions in containing the work area.

These work practices will help prevent dust or debris from getting outside the work area.

2. Avoid renovation methods that generate large amounts of lead-contaminated dust. Some methods generate so much lead-contaminated dust that their use is prohibited.

They are:

- Open flame burning or torching.
- Sanding, grinding, planing, needle gunning, or blasting with power tools and equipment not equipped with a shroud and HEPA vacuum attachment.
- Using a heat gun at temperatures greater than 1100°F.



There is no way to eliminate dust, but some renovation methods make less dust than others. Contractors may choose to use various methods to minimize dust generation, including using water to mist areas before sanding or scraping; scoring paint before separating components; and prying and pulling apart components instead of breaking them.

3. Clean up thoroughly. The work area should be cleaned up daily to keep it as clean as possible. When all the work is done, the area must be cleaned up using special cleaning methods before taking down any plastic that isolates the work area from the rest of the home. The special cleaning methods should include:

- Using a HEPA vacuum to clean up dust and debris on all surfaces, followed by
- Wet wiping and wet mopping with plenty of rinse water.

When the final cleaning is done, look around. There should be no dust, paint chips, or debris in the work area. If you see any dust, paint chips, or debris, the area must be re-cleaned.

FOR PROPERTY OWNERS: AFTER THE WORK IS DONE

When all the work is finished, you will want to know if your home, child care facility, or school where children under six attend has been cleaned up properly.

EPA Requires Cleaning Verification.

In addition to using allowable work practices and working in a lead-safe manner, EPA's RRP rule requires contractors to follow a specific cleaning protocol. The protocol requires the contractor to use disposable cleaning cloths to wipe the floor and other surfaces of the work area and compare these cloths to an EPA-provided cleaning verification card to determine if the work area was adequately cleaned. EPA research has shown that following the use of lead-safe work practices with the cleaning verification protocol will effectively reduce lead-dust hazards.

Lead-Dust Testing.

EPA believes that if you use a certified and trained renovation contractor who follows the LRRP rule by using lead-safe work practices and the cleaning protocol after the job is finished, lead-dust hazards will be effectively reduced. If, however, you are interested in having lead-dust testing done at the completion of your job, outlined below is some helpful information.

What is a lead-dust test?

- Lead-dust tests are wipe samples sent to a laboratory for analysis. You will get a report specifying the levels of lead found after your specific job.

How and when should I ask my contractor about lead-dust testing?

- Contractors are not required by EPA to conduct lead-dust testing. However, if you want testing, EPA recommends testing be conducted by a lead professional. To locate a lead professional who will perform an evaluation near you, visit EPA's website at epa.gov/lead/pubs/locate or contact the National Lead Information Center at **1-800-424-LEAD (5323)**.
- If you decide that you want lead-dust testing, it is a good idea to specify in your contract, before the start of the job, that a lead-dust test is to be done for your job and who will do the testing, as well as whether re-cleaning will be required based on the results of the test.
- You may do the testing yourself. If you choose to do the testing, some EPA-recognized lead laboratories will send you a kit that allows you to collect samples and send them back to the laboratory for analysis. Contact the National Lead Information Center for lists of EPA-recognized testing laboratories.



FOR ADDITIONAL INFORMATION

You may need additional information on how to protect yourself and your children while a job is going on in your home, your building, or child care facility.

The National Lead Information Center at **1-800-424-LEAD (5323)** or epa.gov/lead/nlic can tell you how to contact your state, local, and/or tribal programs or get general information about lead poisoning prevention.

- State and tribal lead poisoning prevention or environmental protection programs can provide information about lead regulations and potential sources of financial aid for reducing lead hazards. If your state or local government has requirements more stringent than those described in this pamphlet, you must follow those requirements.
- Local building code officials can tell you the regulations that apply to the renovation work that you are planning.
- State, county, and local health departments can provide information about local programs, including assistance for lead-poisoned children and advice on ways to get your home checked for lead.



The National Lead Information Center can also provide a variety of resource materials, including the following guides to lead-safe work practices. Many of these materials are also available at epa.gov/lead/pubs/brochure

- Steps to Lead Safe Renovation, Repair and Painting.
- Protect Your Family from Lead in Your Home
- Lead in Your Home: A Parent's Reference Guide



For the hearing impaired, call the Federal Information Relay Service at 1-800-877-8339 to access any of the phone numbers in this brochure.

EPA CONTACTS

EPA Regional Offices

EPA addresses residential lead hazards through several different regulations. EPA requires training and certification for conducting abatement and renovations, education about hazards associated with renovations, disclosure about known lead paint and lead hazards in housing, and sets lead-paint hazard standards.

Your Regional EPA Office can provide further information regarding lead safety and lead protection programs at epa.gov/lead.

Region 1

(Connecticut, Massachusetts, Maine, New Hampshire, Rhode Island, Vermont)
Regional Lead Contact
U.S. EPA Region 1
Suite 1100
One Congress Street
Boston, MA 02114-2023
(888) 372-7341

Region 2

(New Jersey, New York, Puerto Rico, Virgin Islands)
Regional Lead Contact
U.S. EPA Region 2
2890 Woodbridge Avenue
Building 205, Mail Stop 225
Edison, NJ 08837-3679
(732) 321-6671

Region 3

(Delaware, Maryland, Pennsylvania, Virginia, Washington, DC, West Virginia)
Regional Lead Contact
U.S. EPA Region 3
1650 Arch Street
Philadelphia, PA
19103-2029
(215) 814-5000

Region 4

(Alabama, Florida, Georgia, Kentucky, Mississippi, North Carolina, South Carolina, Tennessee)
Regional Lead Contact
U.S. EPA Region 4
61 Forsyth Street, SW
Atlanta, GA 30303-8960
(404) 562-9900

Region 5

(Illinois, Indiana, Michigan, Minnesota, Ohio, Wisconsin)
Regional Lead Contact
U.S. EPA Region 5
77 West Jackson Boulevard
Chicago, IL 60604-3507
(312) 886-6003

Region 6

(Arkansas, Louisiana, New Mexico, Oklahoma, Texas)
Regional Lead Contact
U.S. EPA Region 6
1445 Ross Avenue,
12th Floor
Dallas, TX 75202-2733
(214) 665-7577

Region 7

(Iowa, Kansas, Missouri, Nebraska)
Regional Lead Contact
U.S. EPA Region 7
901 N. 5th Street
Kansas City, KS 66101
(913) 551-7003

Region 8

(Colorado, Montana, North Dakota, South Dakota, Utah, Wyoming)
Regional Lead Contact
U.S. EPA Region 8
1595 Wynkoop Street
Denver, CO 80202
(303) 312-6312

Region 9

(Arizona, California, Hawaii, Nevada)
Regional Lead Contact
U.S. Region 9
75 Hawthorne Street
San Francisco, CA 94105
(415) 947-8021

Region 10

(Alaska, Idaho, Oregon, Washington)
Regional Lead Contact
U.S. EPA Region 10
1200 Sixth Avenue
Seattle, WA 98101-1128
(206) 553-1200

OTHER FEDERAL AGENCIES

CPSC

The Consumer Product Safety Commission (CPSC) protects the public from the unreasonable risk of injury or death from 15,000 types of consumer products under the agency's jurisdiction. CPSC warns the public and private sectors to reduce exposure to lead and increase consumer awareness. Contact CPSC for further information regarding regulations and consumer product safety.

CPSC

4330 East West Highway
Bethesda, MD 20814
Hotline 1-(800) 638-2772
cpsc.gov

CDC Childhood Lead Poisoning Prevention Branch

The Centers for Disease Control and Prevention (CDC) assists state and local childhood lead poisoning prevention programs to provide a scientific basis for policy decisions, and to ensure that health issues are addressed in decisions about housing and the environment. Contact CDC Childhood Lead Poisoning Prevention Program for additional materials and links on the topic of lead.

CDC Childhood Lead Poisoning Prevention Branch

4770 Buford Highway, MS F-40
Atlanta, GA 30341
(770) 488-3300
cdc.gov/nceh/lead

HUD Office of Healthy Homes and Lead Hazard Control

The Department of Housing and Urban Development (HUD) provides funds to state and local governments to develop cost-effective ways to reduce lead-based paint hazards in America's privately-owned low-income housing. In addition, the office enforces the rule on disclosure of known lead paint and lead hazards in housing, and HUD's lead safety regulations in HUD-assisted housing, provides public outreach and technical assistance, and conducts technical studies to help protect children and their families from health and safety hazards in the home. Contact the HUD Office of Healthy Homes and Lead Hazard Control for information on lead regulations, outreach efforts, and lead hazard control research and outreach grant programs.

U.S. Department of Housing and Urban Development

Office of Healthy Homes and Lead Hazard Control
451 Seventh Street, SW, Room 8236
Washington, DC 20410-3000
HUD's Lead Regulations Hotline
(202) 402-7698
hud.gov/offices/lead/



Electronic Consent Notice

DBA: RENEWAL BY ANDERSEN OF DETROIT
Legal Name: Renewal By Andersen LLC
2102215127
37720 Amrhein Road | Livonia, MI 48150
Phone: 734-237-1052 | Fax: 651-275-6041 | rbasalesdetroit@andersencorp.com

Carol Dargin
950 Longfellow St.
Detroit, MI 48202
H: (313)600-0635
C: (313)478-6876

Welcome to Renewal by Andersen LLC d/b/a Renewal by Andersen of Detroit, which may be referred to as “we” or “us” in this document. “You” or “I” refers to the Buyer(s) (who may also be referred to herein as the "Customer(s)").

You are receiving this Electronic Consent Notice as part of your eGreement packet. You previously agreed to enter into eGreement contract(s) electronically and use electronic signatures. You also agreed to exchange information with us electronically and allow us to electronically provide records, notices and legal disclosures.

Your Rights

You understand that: (i) you have the right to have the contract(s) provided in paper or electronic form and (ii) your consent applies to this transaction and any notices, agreements, legal disclosures, reports, documents, communications, and/or other records relating to this transaction or any of our services and/or products.

You may at no cost to you: (a) withdraw your consent to contract electronically or use electronic signatures, exchange information with us electronically, or have the records, notices and legal disclosures provided in electronic form as described in this paragraph at no cost to you; and/or (b) you may obtain a paper copy at no charge if you request a copy from the sales representative or at the email noted above.

Please note that withdrawing your consent may delay the receipt of documents and information.

Our Right to Send You Paper Documents

We may sometimes give or send you paper documents even if you have consented to receive documents electronically.

Hardware and Software Requirements

You will need to meet the following hardware and software requirements to access the contract: access to any device modern web browser, an Internet connection, and the ability to view a PDF.

Privacy Notice

We will collect certain personal information from you. In order to help you understand how we use information collected in

SIGNATURE OF SALES PERSON

Michael Christopher

PRINT NAME OF SALES PERSON

SIGNATURE

Carol Dargin

PRINT NAME

SIGNATURE

PRINT NAME



Electronic Consent Notice

DBA: RENEWAL BY ANDERSEN OF DETROIT
Legal Name: Renewal By Andersen LLC
2102215127
37720 Amrhein Road | Livonia, MI 48150
Phone: 734-237-1052 | Fax: 651-275-6041 | rbsalesdetroit@andersencorp.com

Carol Dargin
950 Longfellow St.
Detroit, MI 48202
H: (313)600-0635
C: (313)478-6876

connection with this or other transactions, please refer to our privacy policy at:

<http://www.renewalbyandersen.com/about/legal-privacy.aspx>

Data Retention

The information and documents we send you electronically are available unless and until you delete the information and documents on your electronic device. You may want to download and save any materials that we send to you electronically since you are responsible for keeping them for your records.

Contact Us

If you have any trouble printing, downloading or accessing any documents, please contact your sales representative or call us at 734-237-1052 to request a paper copy at no cost to you.

If you have any questions about your Renewal by Andersen® products, please contact your sales representative or call us at 734-237-1052.

Changing Your Contact Information

You can change your contact information, at no cost to you, by calling us at 734-237-1052.

Your Agreement and Consent

I acknowledge by receipt of this Electronic Consent Notice that:

1. I have read this notice about the use of electronic documents.
2. I agree to the use of electronic documents instead of printed documents and understand this satisfies any legal requirement.
3. I am able to download and review files in PDF format.
4. I have access to any device modern web browser, Internet access, and can send and receive emails with links to websites.

SIGNATURE OF SALES PERSON

Michael Christopher

PRINT NAME OF SALES PERSON

SIGNATURE

Carol Dargin

PRINT NAME

SIGNATURE

PRINT NAME



Electronic Consent Notice

DBA: RENEWAL BY ANDERSEN OF DETROIT

Legal Name: Renewal By Andersen LLC

2102215127

37720 Amrhein Road | Livonia, MI 48150

Phone: 734-237-1052 | Fax: 651-275-6041 | rbasalesdetroit@andersencorp.com

Carol Dargin

950 Longfellow St.

Detroit, MI 48202

H: (313)600-0635

C: (313)478-6876

5. My consent applies to documents we will send you electronically.

Thank you again for working with Renewal by Andersen LLC d/b/a Renewal by Andersen of Detroit!

SIGNATURE OF SALES PERSON

Michael Christopher

PRINT NAME OF SALES PERSON

SIGNATURE

Carol Dargin

PRINT NAME

SIGNATURE

PRINT NAME



HOA Approval Not Needed

DBA: RENEWAL BY ANDERSEN OF DETROIT

Legal Name: Renewal By Andersen LLC

2102215127

37720 Amrhein Road | Livonia, MI 48150

Phone: 734-237-1052 | Fax: 651-275-6041 | rbasalesdetroit@andersencorp.com

Carol Dargin

950 Longfellow St.

Detroit, MI 48202

H: (313)600-0635

C: (313)478-6876

Homeowner's Association Release – HOA Approval Not Needed

By signing this document, the homeowner acknowledges that their home is **not** governed by a Homeowner's Association and therefore Renewal by Andersen can order and replace product (windows and/or doors) according to the contract details. The homeowner understands they are receiving products made specifically for their home with custom options chosen.

Note: Renewal by Andersen will not order any product until we receive this signed document that a Homeowner's Association is not present.

SIGNATURE OF SALES PERSON

Michael Christopher

PRINT NAME OF SALES PERSON

SIGNATURE

Carol Dargin

PRINT NAME

SIGNATURE

PRINT NAME



Project Preparation Expectations

DBA: RENEWAL BY ANDERSEN OF DETROIT

Legal Name: Renewal By Andersen LLC

2102215127

37720 Amrhein Road | Livonia, MI 48150

Phone: 734-237-1052 | Fax: 651-275-6041 | rbasalesdetroit@andersencorp.com

Carol Dargin

950 Longfellow St.

Detroit, MI 48202

H: (313)600-0635

C: (313)478-6876

NOTES:

- 1. Renewal by Andersen cannot guarantee existing paint lines or wallpaper lines will be covered by trim after the new units are installed.**
- 2. Any painting, staining or wallpapering which may be needed is not included in this Agreement unless specifically noted in the Itemized Order Receipt.**
- 3. Renewal by Andersen cannot guarantee the fit of the original window coverings after the new units are installed.**
- 4. Removal and reinstallation of window coverings are solely the responsibility of the customer unless specifically noted in the Itemized Order Receipt.**

TECHNICAL MEASURE PREPARATION

You are required to be present during your technical measure in order to open your home and review your contract specifications with our technician. We ask that you ensure the technician has access to the interior and exterior of the windows and doors for the measuring process.

PRE-INSTALLATION PREPARATION

- 1.** Move all furniture away from the windows or doors at least six feet.
 - 2.** Remove all pictures and fixtures from walls where windows or doors are being replaced.
 - 3.** If insert installation, remove all shades, shutters, and draperies from windows.
 - 4.** If full-frame installation, remove all shades, shutters, draperies, rods, brackets and other hardware from windows. Homeowner is responsible for installing windows treatments after installation.
 - 5.** If full-frame installation OR insert installation with aluminum wrap, remove exterior shutters and awnings.
 - 6.** Renewal by Andersen will install smoke detectors, as required by law or local ordinance.
 - 7.** Renewal by Andersen will install carbon monoxide detectors, as required by law or local ordinance.
- Note:** it is the **homeowner's** responsibility to test all smoke detectors and carbon monoxide detectors periodically and to replace the batteries as necessary.
- 8.** In the event that your municipality, city, town, village or other regulatory authority requires a permit for your project, specific code requirements may have to be met. This could include, but not limited to, safety glass, egress windows in bedrooms, and smoke detectors. Renewal by Andersen will arrange for the permit and inspection, if required, for your project. You may have asked to be present for the inspection. Renewal by Andersen bears no financial obligation for cost

SIGNATURE OF SALES PERSON

Michael Christopher

PRINT NAME OF SALES PERSON

SIGNATURE

Carol Dargin

PRINT NAME

SIGNATURE

PRINT NAME



Project Preparation Expectations

DBA: RENEWAL BY ANDERSEN OF DETROIT

Legal Name: Renewal By Andersen LLC
2102215127
37720 Amrhein Road | Livonia, MI 48150
Phone: 734-237-1052 | Fax: 651-275-6041 | rbasalesdetroit@andersencorp.com

Carol Dargin

950 Longfellow St.
Detroit, MI 48202
H: (313)600-0635
C: (313)478-6876

incurred to meet code requirements.

9. If your home has a security system, you (the homeowner) will need to call and make arrangements to have your system disconnected prior to the installation and re-connected after installation

10. If your home has an air conditioning unit in any of the windows being replaced, you must have it removed prior to window installation.

11. If you have pets, it is preferable to keep them confined while the installation is taking place.

12. Final payment, if not already made, is due the day of installation.

DAY OF INSTALLATION

Renewal by Andersen requests the homeowner to be present at the completion of install to complete a final walk through and sign off on the completed project.

SIGNATURE OF SALES PERSON

Michael Christopher

PRINT NAME OF SALES PERSON

SIGNATURE

Carol Dargin

PRINT NAME

SIGNATURE

PRINT NAME



Price Presentation Discounts

DBA: RENEWAL BY ANDERSEN OF DETROIT

Legal Name: Renewal By Andersen LLC

2102215127

37720 Amrhein Road | Livonia, MI 48150

Phone: 734-237-1052 | Fax: 651-275-6041 | rbasalesdetroit@andersencorp.com

Carol Dargin

950 Longfellow St.

Detroit, MI 48202

H: (313)600-0635

C: (313)478-6876

PROJECT PRICE BEFORE DISCOUNTS

\$30,985

INDIVIDUAL SAVINGS BASED ON 10 UNITS

Renewal Savings (Detroit Offer)

Savings:

Renewal Savings Discount 20%

\$6,197

National Offer

Savings:

\$100 Off Per Unit

\$1,000

Customer Savings Program (3%)

Savings:

\$713

TOTAL PRICE: \$23,075

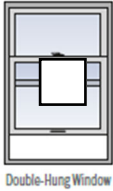
\$7,910
SAVINGS

Customer Name

Phase Job? No

WINDOW STYLES

(Check all that apply)



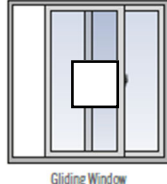
Double-Hung Window



Casement Window



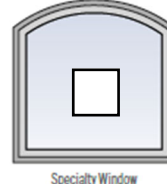
Awning Window



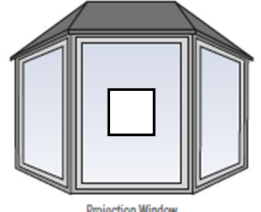
Gliding Window



Picture Window



Specialty Window




Projection Window

WINDOW COLORS

(Check all that apply)

INTERIOR


EXTERIOR




White Canvas Sandtone



Terratone Dark Bronze Black



Real Maple Real Pine Real Oak



White Canvas Sandtone



Terratone Dark Bronze Black



Cocoa Bean Forest Green Red Rock

CHECK RAIL



Contemporary Traditional

DOUBLE HUNG LIFTS

None

HANDING

- Match existing handing
- Change handing

HARDWARE COLORS

(Check all that apply)



White Canvas Stone Dark Bronze Black

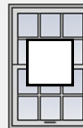


Bright Brass¹³ Antique Brass¹³ Distressed Bronze¹¹ Oil Rubbed Bronze¹¹ Polished Chrome Brushed Chrome Satin Nickel¹⁰ Distressed Nickel

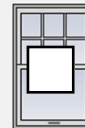
GRILLES

(Check all that apply)

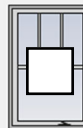
- No grilles
- Between glass
- FDL
- INTW
- INTW+GBG



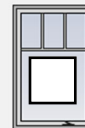
Colonial
Specified number of squares per sash.
Double-hung window shown



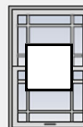
Modified Colonial
Specified number of squares on one sash.
Double-hung window shown




Farmhouse
Two vertical bars meet a wider horizontal rail or bar at the center of the window.
Casement window shown



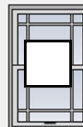
Fractional
Specified number of vertical bars meet a horizontal bar.
Casement window shown



Prairie
Two vertical and two horizontal bars per sash to form 4-inch corner squares.
Double-hung window shown



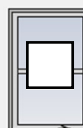
Equal Light
Specified number of horizontal bars, equal distance apart.
Casement window shown



Modified Prairie
Two vertical bars and one horizontal bar per sash.
Double-hung window shown



Custom
Create a new pattern or revive one from the past.
Casement window shown



Simulated Double-Hung
Preserve the look of a traditional window.
Casement window shown

Interior/Exterior color:

SCREENS

(Check all that apply)




- Wood Veneer
- Full
- Half Screen
- Dual Screen
- TruScene
- Aluminum
- Fiberglass

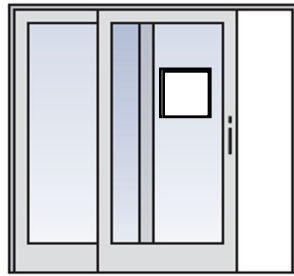
GLASS

- HP
- HP Smart Sun
- Sun Glass
- Obscured

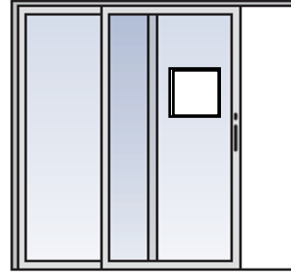
PATIO DOOR STYLES



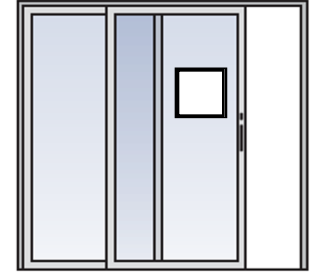
A-Series Hinged
Patio Door



A-Series Gliding
Patio Door



Narrowline Gliding
Patio Door
*TruScene Screens not available



PermaShield Gliding
Patio Door
*TruScene Screens not available

*TruScene Screens Not Available

PATIO DOOR COLORS

INTERIOR



EXTERIOR



HANDING/STYLE

- Match Existing Handing
- Change Handing

- Changing Door Style
- New Patio Door

HARDWARE

Encino®	Yuma®	Newbury®	Whitmore®	Covington™	Anvers®	Albany	Tribeca®
Also Available	Also Available	Also Available	Also Available	Also Available	Also Available	Also Available	Also Available

Split Finish?
Yes

GRILLES

Colonial Specified number of squares per sash. <small>Frenchwood® hinged patio door shown</small>	Tall Fractional Specified number of vertical bars meet a horizontal bar. <small>Frenchwood gliding patio door shown</small>	Custom Create a new pattern or revive one from the past. <small>Frenchwood gliding patio door shown</small>
Prairie Two vertical and two horizontal bars per sash to form 4-inch corner squares. <small>Narrowline® gliding patio door shown</small>	Short Fractional Specified number of vertical bars meet a horizontal bar. <small>Frenchwood hinged patio door shown</small>	<input type="checkbox"/> No grilles <input type="checkbox"/> Between glass <input type="checkbox"/> FDL <input type="checkbox"/> INTW <input type="checkbox"/> INTW+GBG
Modified Prairie Two horizontal bars and one vertical bar per sash. <small>Narrowline gliding patio door shown</small>	Equal Light Specified number of horizontal bars, equal distance apart. <small>Narrowline gliding patio door shown</small>	

MISC

- Keyed Lock
- Foot Lock

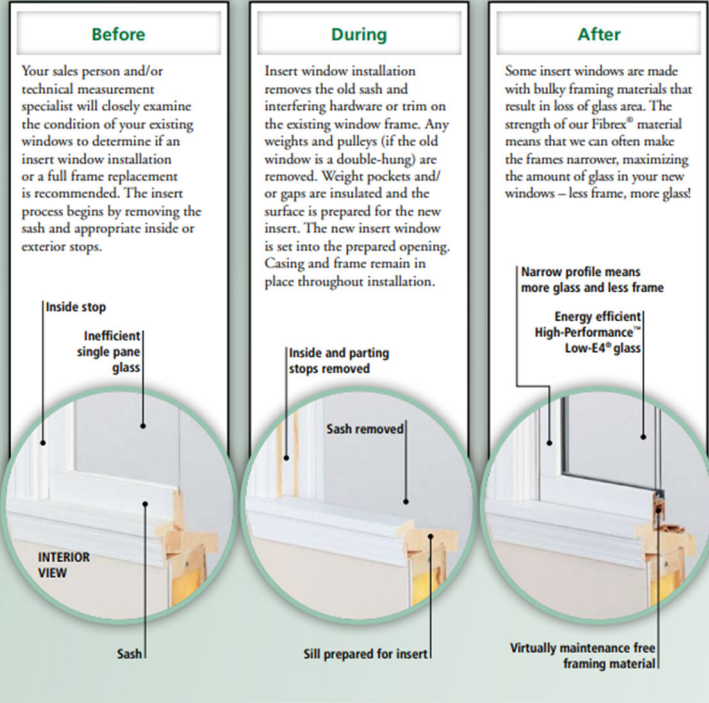
Interior/Exterior color:

PARTIAL REMOVAL METHOD

Setting a new window into an existing frame opening.

Insert window installation makes sense when:

- The old window sill and frame are square, solid and in good condition.
- The existing construction will allow use of the insert in a way that is structurally sound.
- Casing and trim need to remain in place throughout installation.

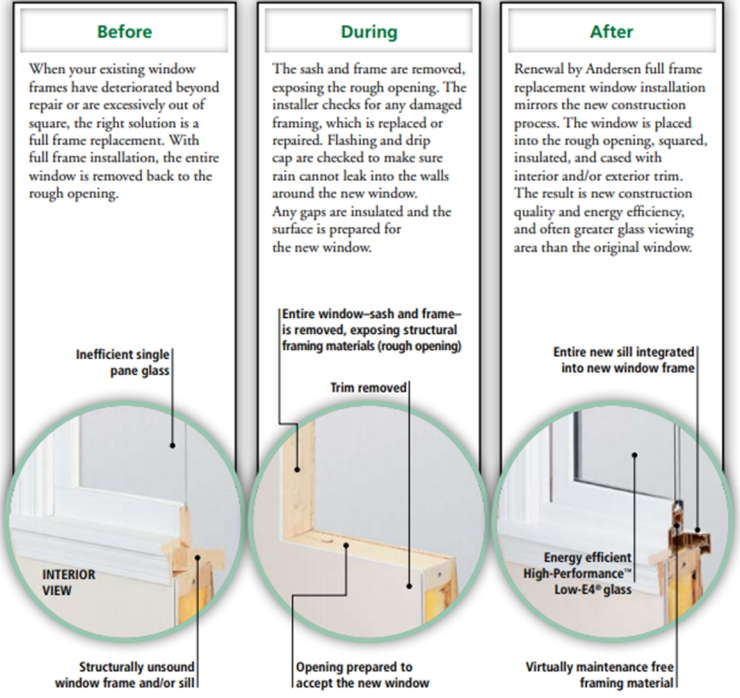


FULL REMOVAL METHOD

Removing the entire existing window and installing new.

A full frame window installation makes sense when:

- The old window frame is deteriorated beyond repair.
- A larger opening is required by fire egress codes.
- You want to improve your home's energy efficiency, because the old window frame has air leakage.
- Existing window frame doesn't lend itself to insert window replacement.



I understand that painting/staining of windows, doors, and trim is NOT included.

I understand that window treatment removal and replacement is NOT included.

Sawel Daquin

Customer Signature

3/27/2023

Date

NOTES



RENEWAL
by **ANDERSEN**
FULL-SERVICE WINDOW & DOOR REPLACEMENT




RENEWAL
by **ANDERSEN**
FULL-SERVICE WINDOW & DOOR REPLACEMENT

WINDOWS
PATIO DOORS



Recognized by J.D. Power for
**“#1 in Customer Satisfaction
with Window and Patio Door
Retailers and Manufacturers”**

The Better Way to a Better Window®



It's time to fall in love with your home all over again.

Whether you're replacing your old windows because they're broken, drafty, or require too much maintenance, we know you have lots of questions. There are many considerations – glass, window frame material, style, hardware, color, and warranty to name a few. But most importantly, you want the job done right. You want it to be a smooth, easy process, and you want it to be done by a company you can trust – before, during, and after installation.

That's why you want Renewal by Andersen. We offer a start-to-finish process. All you need to do is sit back and relax, knowing you made the right choice in window replacement.



The Renewal by Andersen Process is Easy...



Get Started

Give us a call, visit our website, or stop by one of our showrooms to schedule a **FREE** in-home consultation.



Set Up a Time to Meet

We will meet in the comfort of your home at a time convenient for you to discuss your project.



Sit Back and Relax

You've selected a professional company that can handle the entire replacement process from start to finish.



CONTENTS

3	Signature Service
4	Certified Master Installer
5	Fibrex® Material
6	The Renewal by Andersen Difference
8	Engineering and Innovation
10	Choosing Windows
12	Double-Hung Windows
14	Casement and Awning Windows
16	Gliding Windows
18	Picture Windows
20	Specialty Windows
22	Projection Windows
24	Grille Options
26	Insect Screen Options
27	Hardware Finish Options
28	Choosing Patio Doors
29	Frenchwood® Hinged Patio Doors
30	Frenchwood® Gliding Patio Doors
31	Narroline® Gliding Patio Doors
32	Perma-Shield® Gliding Patio Doors
33	Patio Door Hardware Options
34	Patio Door Engineering
35	Patio Door Options
36	Glass Options
BACK	Warranty



the best **PEOPLE**
a superior **PROCESS**
an exclusive **PRODUCT**

Replace Old Expectations

We believe your Renewal by Andersen experience is about more than just windows. It's about caring for you and your home, every step of the way.

We own our entire process, from start to finish. What does that mean for you? It means we listen. It means we measure, we build, and we install. And it means we promise to stand by our product – today, tomorrow, and years into the future.¹


A Legacy That Looks to the Future

For more than a century, Andersen® products and patents have revolutionized the window and door industry. We pair that legacy of quality and innovation with a skilled team of specialists who are dedicated to making sure your window replacement is the best home improvement project you've ever done.

From Our Family to Yours

Your home is unique. It shouldn't be treated like every other house on the block. This is the place where you and your family make memories and celebrate moments, both big and small. We want to make sure your new windows suit your home life.

You want your replacement products to last, so whom you choose to do your project is important.¹ When you work with Renewal by Andersen, you know you'll get an exclusive product that is durable, customizable, and beautiful. And you know we'll take care of you – and your home – from start to finish, and beyond.



From consultation to installation, Renewal by Andersen offers one-company accountability backed by a legacy of excellence. We're proud to work with the best people, offer a superior, start-to-finish replacement process, and provide you with exclusive, industry-leading products. **That's Renewal by Andersen Signature Service.**

FEEL CONFIDENT TRUST YOUR HOME TO THE MASTERS

By working with the best people across the board, we're able to push industry installation standards to new heights. Our Certified Master Installers are the best team for the job – the team we trust to handle the windows built just for you. Rigorously trained, respectful, and friendly, you'll see why we're proud to call them Certified Master Installers.



A quality experience is in the details

We've long understood that all the care, pride, and craftsmanship we put into our products would mean little without professional installation. It's from these standards that we created our Certified Master Installer program.



Our standards are tough

Prior to certification, we require all trainers and installers at our certified locations to demonstrate their knowledge of construction materials, building codes, and installation methods. We understand you work hard for your home, and we want you to be as comfortable as possible throughout the installation process.



We take a unique approach

Not only do we provide a professional process from start to finish, our Certified Master Installer program takes this to the next level by placing your new windows and patio doors in the hands of skilled master installers with years of experience.



Only the best people make the cut

We take pride in setting the highest standards in the market, with no stone left unturned. This includes the men and women installing your windows. We're proud to put our name in their hands.



What are Renewal by Andersen® windows made of?

All of our windows are made of Fibrex® material, a revolutionary composite made from reclaimed wood fiber blended with a polymer. This gives our windows the strength and durability of wood and the low-maintenance features of vinyl, while greatly limiting thermal transmittance that can be found in other window materials such as metal.

Unlike many other window materials, Fibrex composite material won't flake, rust, blister, peel, crack, pit, or corrode¹. It is also two times stronger than vinyl and resists warping and bowing. Never worry about scraping or painting your windows again.

ENGINEERED WITH
FIBREX[®]
MATERIAL



Smart Materials

Fibrex material is twice as strong as vinyl, so weathertight seals stay weathertight.

Color Choice

Our unique process fuses color to Fibrex material for long-lasting beauty. And it offers dark exterior colors not available on most other replacement windows.

Exceptional Comfort

Fibrex material blocks thermal transfer nearly 700 times better than aluminum to help reduce heating and cooling bills.

Outstanding Durability

Fibrex material retains its stability and rigidity in all climates.¹

	FIBREX [®] MATERIAL	VINYL	ALUMINUM	WOOD
Insulating Properties	✓	✓		✓
Low Maintenance	✓	✓	✓	
Resistance to Decay/Corrosion	✓	✓		
Structural Rigidity	✓		✓	✓
Durability	✓		✓	✓
Color Choices	✓			✓
Dark Color Performance	✓		✓	✓

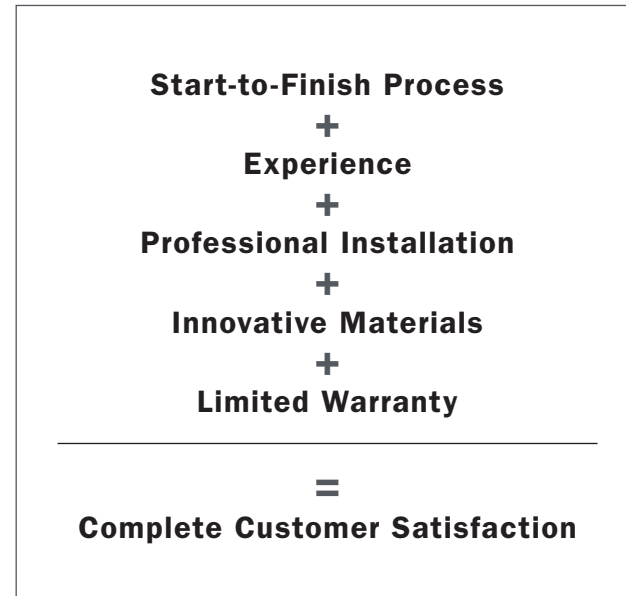
THE RENEWAL BY ANDERSEN DIFFERENCE

Peace of Mind Comes Standard

Renewal by Andersen is the exclusive, full-service window replacement division of Andersen Corporation.

We were founded with a mission to change the window replacement industry by offering a 'different and better' window replacement experience. We own the process from sales through installation and service, and we promise one-stop accountability.

See for yourself the difference our standards for quality and service will make in your window and door replacement experience. We make it easy.



Double-Hung Windows / White Exterior



An Unmatched History

Founded in 1903, Andersen Corporation quickly revolutionized the way windows were built and installed. Over the years, Andersen has introduced many industry firsts. Andersen continues to be a leader in producing products that last longer, look better, and function smoothly for many years.

To this day, Andersen Corporation operates under the core principles founder Hans Andersen put in place over a century ago. When you purchase Renewal by Andersen® windows, you're purchasing time-tested innovation – and a piece of history that will last for years to come.¹



OVER
117
YEARS
 OF
 Innovation
 AND
 Excellence

Customer Service




Our professional sales consultants and expert installation teams are with you every step of the way.

Products



Innovative products and features are available throughout our product line.

Professional Installation



CERTIFIED MASTER INSTALLER

Our installers are experienced and understand the many critical steps involved with installing your new windows and doors properly.

Nation's Best Warranty



We offer one of the strongest limited warranties of any window and door manufacturer, and it is fully transferable should you sell your home.¹

CUSTOMER-FOCUSED ENGINEERING AND INNOVATION

YEARS OF PROVEN INNOVATION RESULTS IN PRODUCTS AND PEOPLE YOU CAN TRUST.



EXTERIOR

FUNCTIONAL REQUIREMENTS:
- Thermal analysis
- Structural analysis

ENGINEERING SOLUTION:
- Increase product performance

HOMEOWNER BENEFIT:
A strong balance of energy efficiency and strength, offering some of the largest casement window sizes.



FUNCTIONAL REQUIREMENTS:
- Hardware mechanics

ENGINEERING SOLUTION:
- Low profile hardware with fold-down nesting handle

HOMEOWNER BENEFIT:
Nesting casement window hardware reduces interference with window treatments.



Casement Window
Red Rock Exterior
Simulated Double-Hung Farmhouse Grilles

FUNCTIONAL REQUIREMENTS:
- Strengthen corner joints
- Increase window beauty

ENGINEERING SOLUTION:
- Utilize mortise-and-tenon corner joint

HOMEOWNER BENEFIT:
Unique corner key design increases structural integrity and beauty.



FUNCTIONAL REQUIREMENTS:
- Ease of cleaning

ENGINEERING SOLUTION:
- Incorporate hardware that allows for accessibility

HOMEOWNER BENEFIT:
Ease and safety while cleaning your new windows - no more ladders!



With safety and convenience in mind, our double-hung, casement and gliding windows are easy to clean from the interior of your home.

FUNCTIONAL REQUIREMENTS:
- Reduce air infiltration

ENGINEERING SOLUTION:
- Integrate weatherstrips into side jambs

HOMEOWNER BENEFIT:
Reinforced seals provide a high level of protection against drafts.

FUNCTIONAL REQUIREMENTS:
- Water management

ENGINEERING SOLUTION:
- Gravity
- Angled sill

HOMEOWNER BENEFIT:
Sloped sill drains water away from the window.




INTERIOR

FUNCTIONAL REQUIREMENTS:
- Sash design options and historical compatibility

ENGINEERING SOLUTION:
- Integrate interior and exterior grilles into window design

HOMEOWNER BENEFIT:
Add grilles to the inside, outside, and even between the glass of your new window.



FUNCTIONAL REQUIREMENTS:
- Window operation

ENGINEERING SOLUTION:
- Incorporate balancer system

HOMEOWNER BENEFIT:
Effortlessly open and close your window.



Double-Hung Window
Pine Interior / Custom Grilles
Satin Nickel Estate™ Hardware

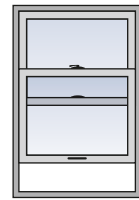
CHOOSING RENEWAL BY ANDERSEN® WINDOWS IS EASY...

WE MAKE IT EASY SO YOU CAN SIT BACK AND RELAX, KNOWING YOU'VE SELECTED A PROFESSIONAL, START-TO-FINISH WINDOW AND DOOR REPLACEMENT COMPANY.


The Renewal by Andersen process starts with our consultative sales approach. Our experienced sales representatives will work with you to find solutions to enhance your home's functionality, energy efficiency, and beauty.

1

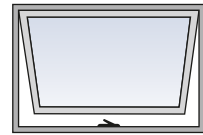
Select Window Styles



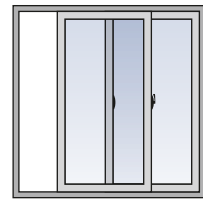
Double-Hung Window
PAGE 12




Casement Window
PAGE 14



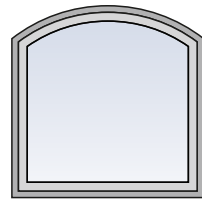
Awning Window
PAGE 14



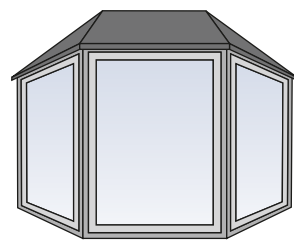
Gliding Window
PAGE 16



Picture Window
PAGE 18



Specialty Window
PAGE 20



Projection Window
PAGE 22

2

Select Colors³

Real wood interior veneers can be stained or painted to match your decor

Interior



Real Maple



Real Pine



Real Oak

Interior/Exterior



White



Canvas



Sandtone



Terratone



Dark Bronze



Black

Exterior



Cocoa Bean



Forest Green

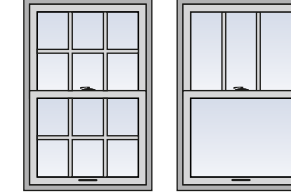


Red Rock

3

Select Hardware and Options

Grilles page 24




Insect Screens page 26



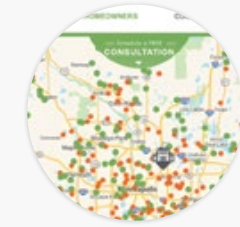
Hardware Finish page 27



Glass page 36





Visit Us Online at
RENEWALBYANDERSEN.COM



See independent homeowner reviews and completed projects from your neighborhood.

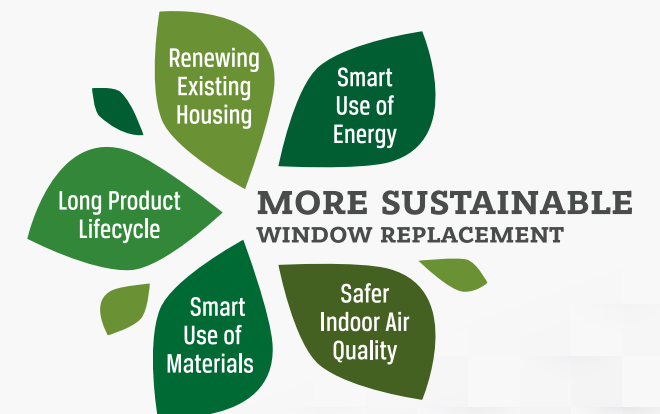
Explore how new windows will look in your home.



Get ideas and be inspired by our window options.

Five Key Environmental and Energy Solutions

While we care about you and your home, we also care deeply for the world in which we all live.



See our Environmental and Energy Solutions Brochure for additional information.

DOUBLE-HUNG WINDOWS

This classic window style is an excellent choice no matter where you live. Choose gently curved contemporary or squared traditional check Rails.

CONVENIENT

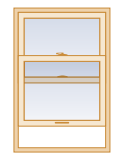
Both top and bottom sash tilt in for easy cleaning.

ELEGANT

Traditional look of mortise-and-tenon joints styling.

ACCURATE

Fits perfectly in many restoration and renovation projects.



Double-Hung Equal Window



Double-Hung Cottage Style Window



Double-Hung Reverse Cottage Style Window



Combination Window

EXPRESS YOUR STYLE

Check Rail Options



Contemporary



Traditional



“My new windows look beautiful and can be opened from the bottom or top.”

CAROL P.

Double-Hung Windows / White Interior



Double-Hung Windows / White Interior / Colonial Grilles



Double-Hung Windows / Maple Interior / Colonial Grilles



Double-Hung Windows / White Interior



Double-Hung Windows / Black Interior



Double-Hung Windows / White Exterior / Colonial Grilles

CASEMENT AND AWNING WINDOWS

Casement windows catch a breeze and direct fresh air indoors, allowing the most ventilation of any window style. Awning windows let in fresh air, even on rainy days!

EASY

Casement windows open wide to allow easy cleaning of outside glass from the inside* and can be hinged from the right or left.

SECURE


One lever positioned in an easy-to-reach location securely locks the casement window at multiple points for a weathertight seal.

CONVENIENT


Awning windows are recommended for use over cabinets, counters, or areas where opening and closing require a reach.

EFFICIENT

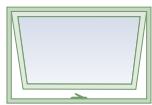
Casement and awning windows are our most energy-efficient ventilating window styles.



Casement Window



Casement Double Window



Awning Window



Combination Window

EXPRESS YOUR STYLE



Casement and Picture Combination Windows / Oak Interior

“Renewal by Andersen was by far the best investment I’ve ever made for my home.”
PAUL M.




Casement and Specialty Equal Leg Arch Combination Window / Oak Interior / Colonial Grilles



Casement Windows / White Interior / Simulated 2¼" Double-Hung Check Rail / Modified Colonial Grilles



Awning Window / Pine Interior



Casement and Picture Windows / White Interior

GLIDING WINDOWS

Whether you're creating a new look or matching the original window style of your home, maximize your view with slim, easy-to-slide, contemporary gliding windows.

BEAUTIFUL

Narrow, contoured frames allow more glass viewing area.

VERSATILE

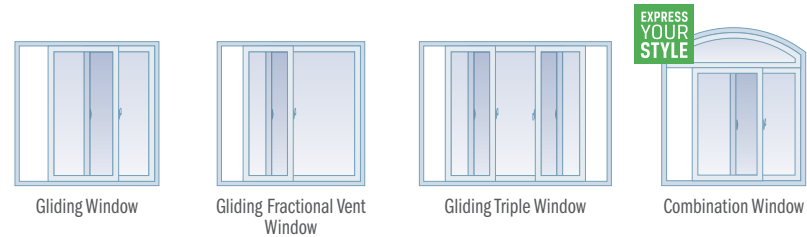
Both sashes slide, so you can open either the left side, the right side, or a portion of both.⁵

RELIABLE

Fibrex® material tracks are shaped for easier cleaning and will not pit, rust, or corrode.¹

UNIQUE

A great solution when a projecting window interferes with walkways, patios, decks, or landscaping.



“Best investment in our home that we have made.”

STEVEN E.

Gliding Triple Window and Gliding Window / White Interior



Gliding Triple Window / White Interior



Gliding Fractional Vent Window / Terratone Interior



Gliding Triple Window and Gliding Fractional Vent Window Terratone Interior

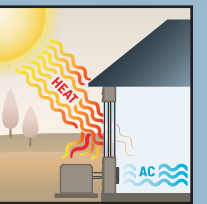


Gliding Window Maple Interior

How Window Performance Is Rated

Energy Efficiency Rating

To help homeowners, in 1992 the National Fenestration Rating Council® (NFRC) established an independent third-party rating, certification, and labeling program for windows, doors, and skylights (fenestration products). Renewal by Andersen displays the NFRC label on all of its windows. This label means that the entire window unit has been rated and certified, not just the center of the glass or individual components. See our Energy Efficiency brochure for additional information.



Warm Weather Performance



Cool Weather Performance

 National Fenestration Rating Council®	 RENEWAL by ANDERSEN	ENERGY PERFORMANCE RATINGS	
		U-Factor 0.26 (U.S./I-P)	Solar Heat Gain Coefficient 1.48 (Metric/SI)
ADDITIONAL PERFORMANCE RATINGS		Visible Transmittance 0.53	Air Infiltration 0.00
<small>Manufacturers stipulate that these ratings conform to applicable NFRC procedures for determining whole-product performance. NFRC ratings are determined for a fixed set of environmental conditions and a specific product size. NFRC does not recommend any product and does not warrant the suitability of any product for any specific use. Contact manufacturer's literature for other product performance information.</small>			

Sample label shown

PICTURE WINDOWS

Transform your home with picture windows that can stand alone beautifully or can be combined with other window styles for added curb appeal.

ADAPTABLE

Match or change your home's appearance by combining picture windows with other windows.

STRONG


Using strong Fibrex® material frames, our picture windows easily support the weight of the heavy glass commonly needed for large picture windows.

VERSATILE

Like all of our windows, picture window glass is available tempered, tinted, or in a wide variety of decorative patterns.



Picture Window



Fixed Picture Window



Combination Window

EXPRESS YOUR STYLE



“The new windows are gorgeous and receive rave reviews from our visitors.”
ROBERT R.

Picture Windows / Pine Interior



Picture and Specialty Windows / Terratone Exterior



Picture Window / White Interior

Schedule Your free In-Home or Virtual Consultation

- Call**
your local Renewal by Andersen representative
- Click over to**
RENEWALBYANDERSEN.COM
- Visit**
your local Renewal by Andersen showroom



Picture Window / White Interior



Picture and Specialty Equal Leg Arch Combination Window / Oak Interior

SPECIALTY WINDOWS

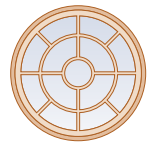
As unique as your home, our specialty windows are custom made and available in many configurations.

VERSATILE

Specialty windows are available in thirteen different shapes and a wide variety of colors, grille patterns, and glass options.

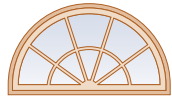
STRONG

Like picture windows, specialty windows don't open, but can be joined to any other window style for maximum design flexibility.⁶



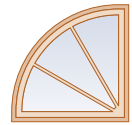
CIRCLE

Renaissance Grilles



CIRCLE TOP™

Open Hub Sunburst Grilles




QUARTER CIRCLE

Sunburst Grilles



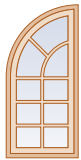
CHORD

Sunburst Grilles



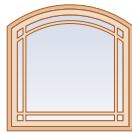
SPRINGLINE™

Gothic Grilles



SPRINGLINE™

Unequal Renaissance Grilles



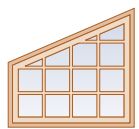
ARCH

Equal Leg Prairie Grilles



ARCH

Unequal Leg Prairie Grilles



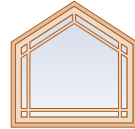
TRAPEZOID

Colonial Grilles



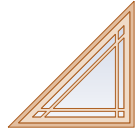
TRIANGLE

Colonial Grilles



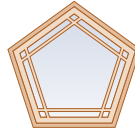
PEAK PENTAGON

Prairie Grilles



RIGHT TRIANGLE

Prairie Grilles



PENTAGON

Prairie Grilles




OCTAGON

Colonial Grilles



HEXAGON

Colonial Grilles



EXPRESS YOUR STYLE

CUSTOM

Your Shape and Your Grille Pattern



EXPRESS YOUR STYLE

Combination Window

Combination Window



Specialty Equal Leg Arch, Specialty Unequal Leg Arch, and Picture Combination Window / Oak Interior



Specialty Peak Pentagon Windows Sandtone Exterior / Custom and Colonial Grilles



Specialty Springline™ Window Andersen® Frenchwood® Inswing Patio Door / White Interior



Specialty Circle Top™ Specialty Quarter Circle, and Picture Combination Window Sandtone Exterior / Sunburst and Colonial Grilles



Specialty Circle Top™ and Casement Combination Windows / Canvas Interior

PROJECTION WINDOWS

Expand the possibilities with an elegant, gently arched bow window or an angled bay window to make your home feel larger and brighter. Make any room a masterpiece.

VERSATILE

Bay and bow windows can be used as a replacement in most large window openings.

FLEXIBLE

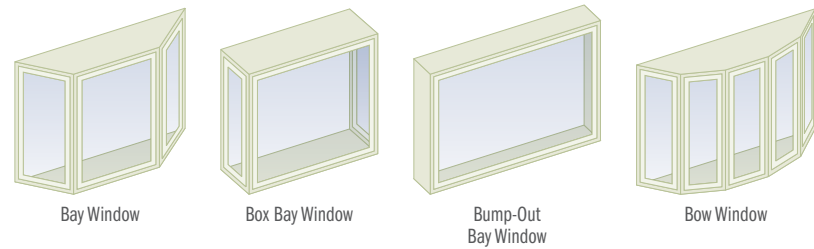
Choose a combination of double-hung, casement, picture, or awning windows.

BAY

Bay windows are available in four projection angles up to a 90° box bay.

BOW

Bow windows sweep away from the wall in a graceful arch of three, four, five, or six windows.



EXPRESS YOUR STYLE

Roof Options⁷



EXPRESS YOUR STYLE

Seat Color Options⁷



SEE OUR BROCHURE FOR DETAILS



Bay Window / White Interior

“Thank you for making our house look beautiful!”

JON M.



Box Bay Window / White Interior



Bay Window / Terracotta Exterior / Concave Copper Roof



Bow Window / Canvas Exterior / Shake Roof



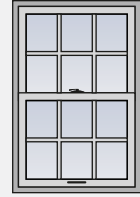
Bay Window / Oak Interior / Colonial Grilles

Customize Your Windows

Renewal by Andersen offers a wide range of creative grille patterns to enhance the look of your home.

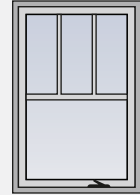
All of our grilles are designed to be long lasting¹ with low-maintenance performance. With such a broad range of high-profile grille options, you can match your home's current architecture, change the look and style of your home, or incorporate them into a renovation project for historical accuracy.

Patterns



Colonial

Specified number of squares per sash.
Double-hung window shown



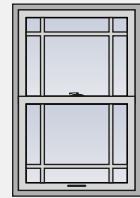
Farmhouse

Two vertical bars meet a wider horizontal rail or bar at the center of the window.
Casement window shown



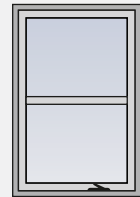
Prairie

Two vertical and two horizontal bars per sash to form 4-inch corner squares.
Double-hung window shown



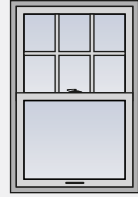
Modified Prairie

Two vertical bars and one horizontal bar per sash.
Double-hung window shown



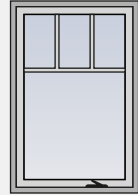
Simulated Double-Hung

Preserve the look of a traditional window.
Casement window shown



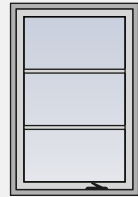
Modified Colonial

Specified number of squares on one sash.
Double-hung window shown



Fractional

Specified number of vertical bars meet a horizontal bar.
Casement window shown



Equal Light

Specified number of horizontal bars, equal distance apart.
Casement window shown



Custom

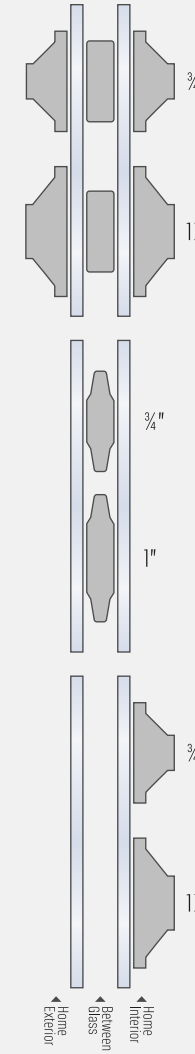


Create a new pattern or revive one from the past.
Casement window shown



More

Ask your design consultant for more grille options.
Picture window shown

Profiles



Full Divided Light Grilles

Full divided light grilles provide a visual representation of true divided glass. The option consists of a permanently applied exterior Fibrex® material grille, an aluminum spacer between the glass, and a removable or permanently applied interior grille. Available in two widths and an array of colors.

Grilles Between-the-Glass

Aluminum grilles are permanently installed between the panes during manufacturing, providing the beauty of grilles with the quick cleaning of a smooth glass surface. Available in two widths and an array of colors.

Interior Wood Grilles

Made of hardwood, these grilles snap into clips on the interior of the sash and can be easily removed to make glass cleaning a breeze. Available in two widths.



Casement and Picture Windows / Black Interior / Fractional Grilles



Casement Window / White Interior / Prairie Grilles



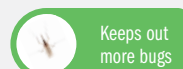
Double-Hung Window / Black Exterior / Custom Grilles

INSECT SCREEN OPTIONS

EVEN WHEN IT COMES TO INSECT SCREENS, YOU CAN LET YOUR PERSONAL STYLE GUIDE YOU.

Repel Invaders

Fiberglass insect screens are included with every operable window from Renewal by Andersen. Each is lightweight and designed to be easily removed from the inside of your home for easy cleaning. All insect screens are constructed with an aluminum frame and your choice of fiberglass, aluminum, or our innovative TruScene insect screens. Half insect screens are available on double-hung windows.



High Transparency

TruScene® Insect Screen


With over 50% more clarity than our standard insect screen,⁹ it's virtually invisible. TruScene insect screens are made with a micro-fine stainless steel mesh that's one-third the diameter of standard screen wire.⁹ That lets more fresh air and sunlight in while keeping most of the smallest insects out.

Patented technology > Superior ventilation > Protection against some of the smallest insects > Lets more light in



Wood-Veneered TruScene Insect Screen

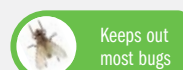
Our wood-veneered TruScene insect screen blends seamlessly into the window frame and can be stained or painted to match your decor. Available on casement and awning windows only.



TruScene® Insect Screen



TruScene insect screens are like nothing you've ever seen!



Conventional

Fiberglass Insect Screen

Fiberglass is the most common type of insect screen. It is strong and keeps the majority of bugs out while allowing plenty of air flow.



Aluminum Insect Screen

Our aluminum insect screen has a charcoal powder coating to reduce glare and increase visibility. It is also strong and has good ventilation and corrosion resistance.

HARDWARE FINISH OPTIONS

SOPHISTICATION AND STYLE.

Define Your Style

Not only does Renewal by Andersen® hardware function well, its metal construction is also long lasting.¹ With multiple color options,³ you can match your home's existing colors or change the look by choosing a new color that complements your new windows.

With so many design options, you can create the windows you've always wanted with the design features that are right for you and your home.

Do you want to make your mark? With our Estate Hardware metal finishes, explore the many creative possibilities sure to add charm to your home that others will notice!


Estate™ Hardware



Standard Hardware



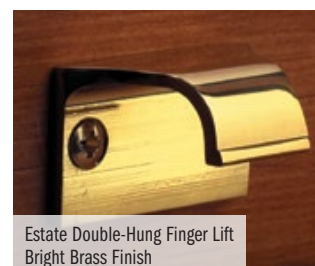
Nesting handles reduce interference with window treatments



Estate Double-Hung Hand Lift / Bright Brass Finish



Estate Casement and Awning Window Handle / Antique Brass Finish



Estate Double-Hung Finger Lift Bright Brass Finish




Estate Double-Hung Window Latch Satin Nickel Finish



Double-Hung Window Latch / White Finish



Estate Casement Window Latch / Antique Brass Finish



Estate Gliding Window Latch Distressed Nickel Finish

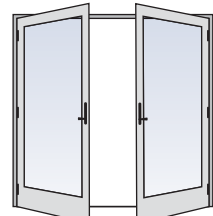
CHOOSING ANDERSEN® PATIO DOORS IS EASY...

A beautiful and functional patio door can transform the way you use your living space. With more products, colors, and innovation in patio door replacement, we provide the perfect solution to worn-out patio doors.

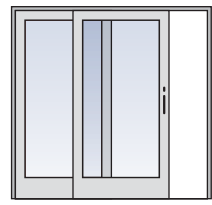
1

Select Patio Door Style

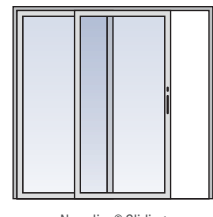
Choose a traditional or contemporary style patio door.



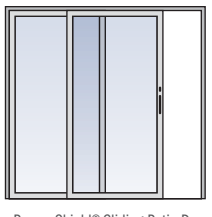
Frenchwood® Hinged Patio Door
PAGE 29



Frenchwood® Gliding Patio Door
PAGE 30



Narroline® Gliding Patio Door
PAGE 31



Perma-Shield® Gliding Patio Door
PAGE 32

2

Select Colors³

Choose a color and finish that complements your home's interior and exterior.



PAGE 29-32

3

Select Hardware and Options

Choose from a variety of hardware styles, finishes, locks, and insect screen options.



PAGE 33



Frenchwood Single Open Hinged Inswing Patio Door / White Interior



Frenchwood Double Open Hinged Inswing Patio Door / White Interior / Prairie Grilles



Frenchwood Double Open Hinged Outswing Patio Door / Terratone Exterior / Equal Light Grilles

TRADITIONAL STYLE

FRENCHWOOD® HINGED PATIO DOORS

French doors are steeped in tradition. Ours are no exception, featuring traditional wide-board stile and rail construction with mortise-and-tenon joints. Choose from a variety of interior colors – or stainable oak, maple, and pine.

VERSATILE

Can be installed in most patio door openings, even in place of a gliding patio door.

STRONG

Constructed with a glass fiber-reinforced composite.

DURABLE

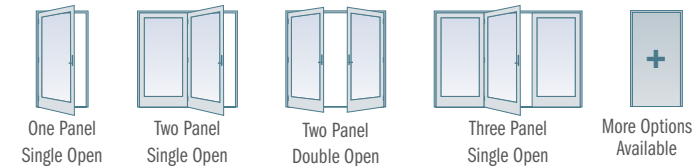
Exterior wood door panels are protected with a urethane-based finish.

FLEXIBLE

Provides a large opening for easy access to your home's exterior.

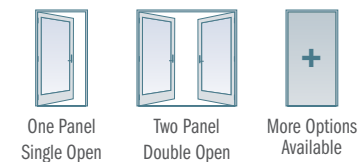
Hinged Inswing Patio Doors

Interior view shown



Hinged Outswing Patio Doors¹²

Interior view shown



Outswing doors save interior space

EXPRESS YOUR STYLE Color Options³



The Renewal by Andersen Installation Advantage

You're not just investing in a patio door. You're getting the Renewal by Andersen total solution.

- ✓ Factory authorized installers
- ✓ Protection from the elements during installation
- ✓ Job site setup
- ✓ Removal and disposal of old patio door
- ✓ Preparation of patio door opening
- ✓ Assembly of patio door frame and installation
- ✓ Setting, shimming, insulation, and flashing
- ✓ Hardware adjustment for proper operation
- ✓ Interior finishing
- ✓ Homeowner satisfaction
- ✓ Exterior finishing and sealing
- ✓ Cleanup of construction materials and waste
- ✓ On-site product demonstration

FRENCHWOOD® GLIDING PATIO DOORS

The same familiar style and exceptional features of our French doors are also available in a compact, space-saving design that glides like a dream. Choose from a variety of interior colors – or stainable oak, maple, and pine – to complement your home.

EASY

Door easily slides open on track rollers.

SECURE

Reach-out lock system provides increased security.

APPEALING

French door design in a space-saving gliding door format.

PROTECTED

Frame is covered with a rigid vinyl sheath for an attractive appearance with minimal maintenance.



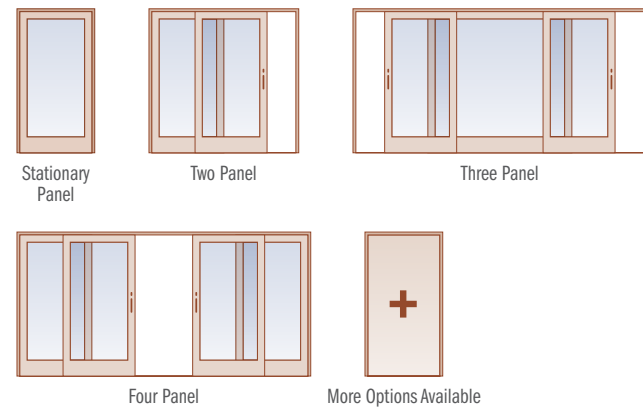
Frenchwood Gliding Patio Door / Pine Interior



Frenchwood Gliding Patio Door / White Interior / Short Fractional Grilles



Frenchwood Gliding Patio Door / Pine Interior / Custom Grilles



EXPRESS YOUR STYLE Color Options³

INTERIOR

- Real Maple
- Real Pine
- Real Oak
- White
- Canvas¹²
- Sandtone¹²
- Dark Bronze¹²
- Black¹²

EXTERIOR

- White
- Canvas¹²
- Sandtone
- Terratone
- Dark Bronze¹²
- Black¹²
- Cocoa Bean¹²
- Forest Green
- Red Rock¹²

³ Printing limitations prevent exact color duplication of colors and finishes. See your Renewal by Andersen representative for actual color and finish samples. ¹² Available with A-Series patio doors only.

NARROLINE® GLIDING PATIO DOORS

The sleek, modern design of our contemporary gliding patio doors features thin frames for maximum glass area and doors that slide smoothly on dual ball-bearing rollers with self-contained leveling adjusters. A reach-out lock system provides increased security and weathertightness you can see in action.

SIMPLE

Stainable natural pine interior with mortise-and-tenon joints

DURABLE

Exterior wood door panel is protected with a urethane-based finish.



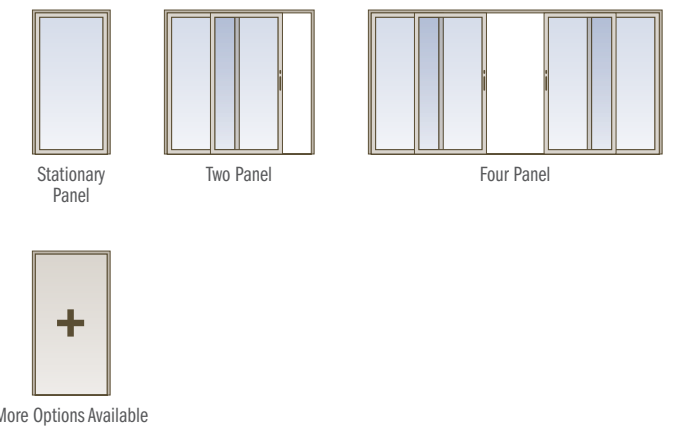
Narroline Gliding Patio Door / Pine Interior



Narroline Gliding Patio Door / Pine Interior



Narroline Gliding Patio Door / White Interior



EXPRESS YOUR STYLE Color Options³

INTERIOR

- Real Pine
- Prefinished White

EXTERIOR

- White
- Canvas
- Sandtone
- Terratone
- Dark Bronze
- Black

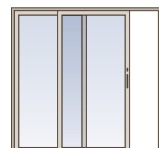
³ Printing limitations prevent exact color duplication of colors and finishes. See your Renewal by Andersen representative for actual color and finish samples.

PERMA-SHIELD® GLIDING PATIO DOORS

The sleek, modern design of our contemporary gliding patio doors reduces the frame height to increase the glass area. Enjoy patio doors that slide smoothly on dual ball-bearing rollers with self-contained leveling adjusters. A reach-out lock system provides increased security and weathertightness.

PROTECTED

Rigid wood panels and frame are covered with a vinyl sheath that maintains an attractive appearance while minimizing maintenance.



Two Panel

EXPRESS YOUR STYLE

Color Options³



Interior and exterior colors match.



Perma-Shield Gliding Patio Door / White Interior



Perma-Shield Gliding Patio Door / Terratone Interior




Perma-Shield Gliding Patio Door / White Interior

PATIO DOOR HARDWARE OPTIONS

PLENTY OF OPTIONS FOR YOUR PERSONAL STYLE.

								HINGED
Encino®	Yuma®	Newbury®	Whitmore®	Covington™	Anvers®	Albany	Tribeca®	
								GLIDING
								FINISHES
Distressed Bronze ¹¹	Distressed Nickel	Polished Chrome	Antique Brass ¹⁰	Bright Brass ¹⁰	Satin Nickel ¹⁰	Black	White	
Also Available	Also Available	Also Available	Also Available	Also Available	Also Available	Also Available	Also Available	
Distressed Nickel	Distressed Bronze ¹¹	Brushed Chrome	Satin Nickel ¹⁰	Satin Nickel ¹⁰	Antique Brass ¹⁰	Bright Brass ¹⁰	White	Stone
		Bright Brass ¹⁰	Antique Brass ¹⁰	Bright Brass ¹⁰	Oil Rubbed Bronze ¹¹	Oil Rubbed Bronze ¹¹	Stone	Gold Dust
		Oil Rubbed Bronze ¹¹	Oil Rubbed Bronze ¹¹					


Select one hardware style for the inside and another for the outside




Yuma Hinged Door Handle / Distressed Bronze Finish



Newbury Hinged Door Handle / Satin Nickel and Oil Rubbed Bronze Finishes



Whitmore Hinged Door Handle / Antique Brass Finish



Anvers Gliding Door Handle / Satin Nickel Finish

PATIO DOOR ENGINEERING

A COMBINATION OF DETAILS
NOT FOUND ELSEWHERE.

FUNCTIONAL REQUIREMENTS:


- Door operation

ENGINEERING SOLUTION:

- Ball bearing track rollers

HOMEOWNER BENEFIT:

A gliding door that glides reliably and has superior weathertightness.



Frenchwood® Gliding Patio Door
Pine Interior
Newbury® Bright Brass Hardware

FUNCTIONAL REQUIREMENTS:

- Reduce water infiltration during extreme weather events

ENGINEERING SOLUTION:

- Contain and drain sill (Frenchwood® Patio Doors only)

HOMEOWNER BENEFIT:

Designed to contain excess water and drain away from the house.



FUNCTIONAL REQUIREMENTS:

- "Performance Grade LC (Light Commercial)" water and air leakage resistance

ENGINEERING SOLUTION:

- Weatherstrip interlock system

HOMEOWNER BENEFIT:

Patio doors with a higher performance grade than other residential patio doors.



FUNCTIONAL REQUIREMENTS:

- Strengthen corner joints
- Increase patio door beauty

ENGINEERING SOLUTION:

- Mortise-and-tenon corner joint

HOMEOWNER BENEFIT:

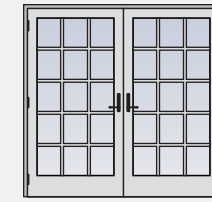
Unique corner key design increases structural integrity and beauty.



PATIO DOOR OPTIONS

CREATE CURB APPEAL OR ARCHITECTURALLY ACCURATE STYLING.

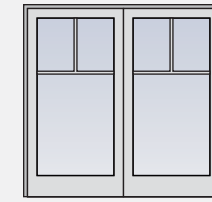
Grilles



Colonial

Specified number of squares per sash.

Frenchwood® hinged patio door shown

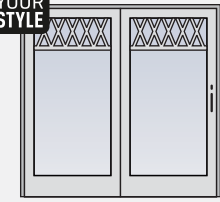


Tall Fractional

Specified number of vertical bars meet a horizontal bar.

Frenchwood gliding patio door shown

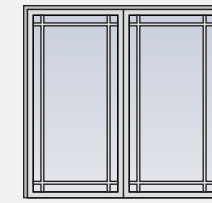
EXPRESS YOUR STYLE



Custom

Create a new pattern or revive one from the past.

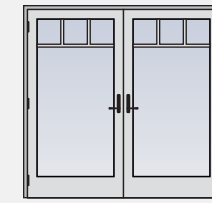
Frenchwood gliding patio door shown



Prairie

Two vertical and two horizontal bars per sash to form 4-inch corner squares.

Narroline® gliding patio door shown



Short Fractional

Specified number of vertical bars meet a horizontal bar.

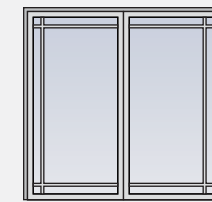
Frenchwood hinged patio door shown



More

Ask your design consultant for more grille options.

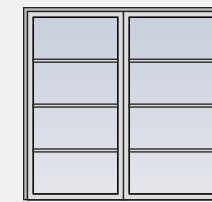
Frenchwood hinged patio door shown



Modified Prairie

Two horizontal bars and one vertical bar per sash.

Narroline gliding patio door shown



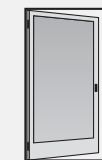
Equal Light

Specified number of horizontal bars, equal distance apart.

Narroline gliding patio door shown

Insect Screens

Hinged, double-hinged, gliding, and retractable insect screens are options for your Andersen® patio doors and are available in an exterior color to match your patio door.



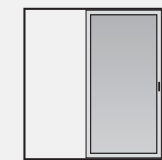
Hinged Insect Screen

Compatible with Frenchwood hinged patio doors (one panel)



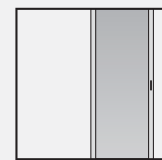
Double-Hinged Insect Screen

Compatible with Frenchwood hinged patio doors (two panel)



Gliding Insect Screen

Compatible with Frenchwood hinged patio doors (two panel), all gliding patio doors



Retractable Insect Screen

Compatible with Frenchwood hinged outswing patio doors, 14 all gliding patio doors

Blinds Between-the-Glass



Convenient blinds between-the-glass are now available on select doors.

White blinds are located between the panes of insulated glass, protected from dust and damage.

Cordless design to easily raise, lower, or tilt blinds for control of light and privacy.

Glass is easy to clean without the need to move the blinds.

Available on doors with white exteriors and unfinished pine or prefinished white interiors.

Security



Exterior Keyed Locks

Compatible with all patio doors




Auxiliary Foot Lock

Offers an extra measure of security when the door is in locked position. It can also hold the operating panel partially open.

Compatible with gliding patio doors only

Patio Door Security

STANDARD FEATURE



Gliding Patio Door Locks

The unique Andersen® reach-out locking system pulls the door panel snugly into the jamb for weathertightness and enhanced security.

STANDARD FEATURE



Hinged Patio Door Locks

Five-point locking system improves energy efficiency and offers an increased level of security. Also available is an optional handle extension kit, which creates additional clearance for interior blinds and shades.

GLASS OPTIONS

MAXIMIZE YOUR ENERGY SAVINGS.

Enhanced Comfort

At Renewal by Andersen, we'll help you sort through the details of glass heating and cooling performance, visible light transmittance, and ultraviolet (UV) protection to pinpoint the right window glass for you. Our windows take advantage of the newest technologies to help lower energy costs and keep your family comfortable.

Enhanced Triple Pane

Enhanced comfort, enhanced efficiency, enhanced design. An extra pane of glass helps keep the indoor temperature in and the outdoor temperature out, making this our most energy-efficient glass option.

Enhanced Triple Pane
An extra pane of glass helps keep more heat in and cold air out, making this our most energy-efficient glass option best suited for colder climates.

Enhanced Triple Pane with SmartSun™ Glass
Has the added benefits of our Low-E4 SmartSun glass.

Select Renewal by Andersen windows® with Enhanced Triple Pane glass have been designated as one of the Most Efficient ENERGY STAR® certified products in 2021.



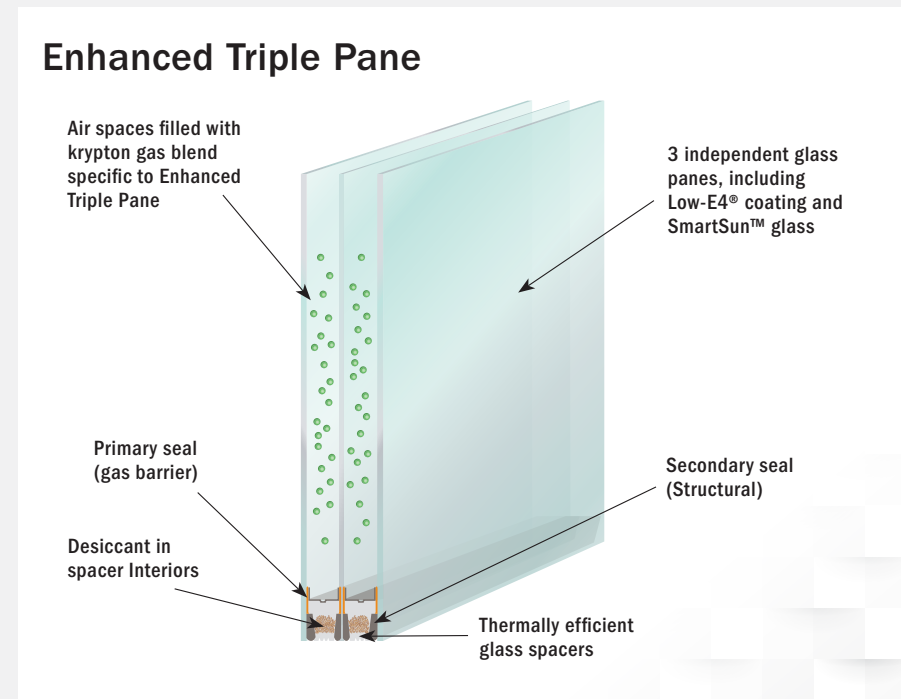
Patterns



High-Performance Glass



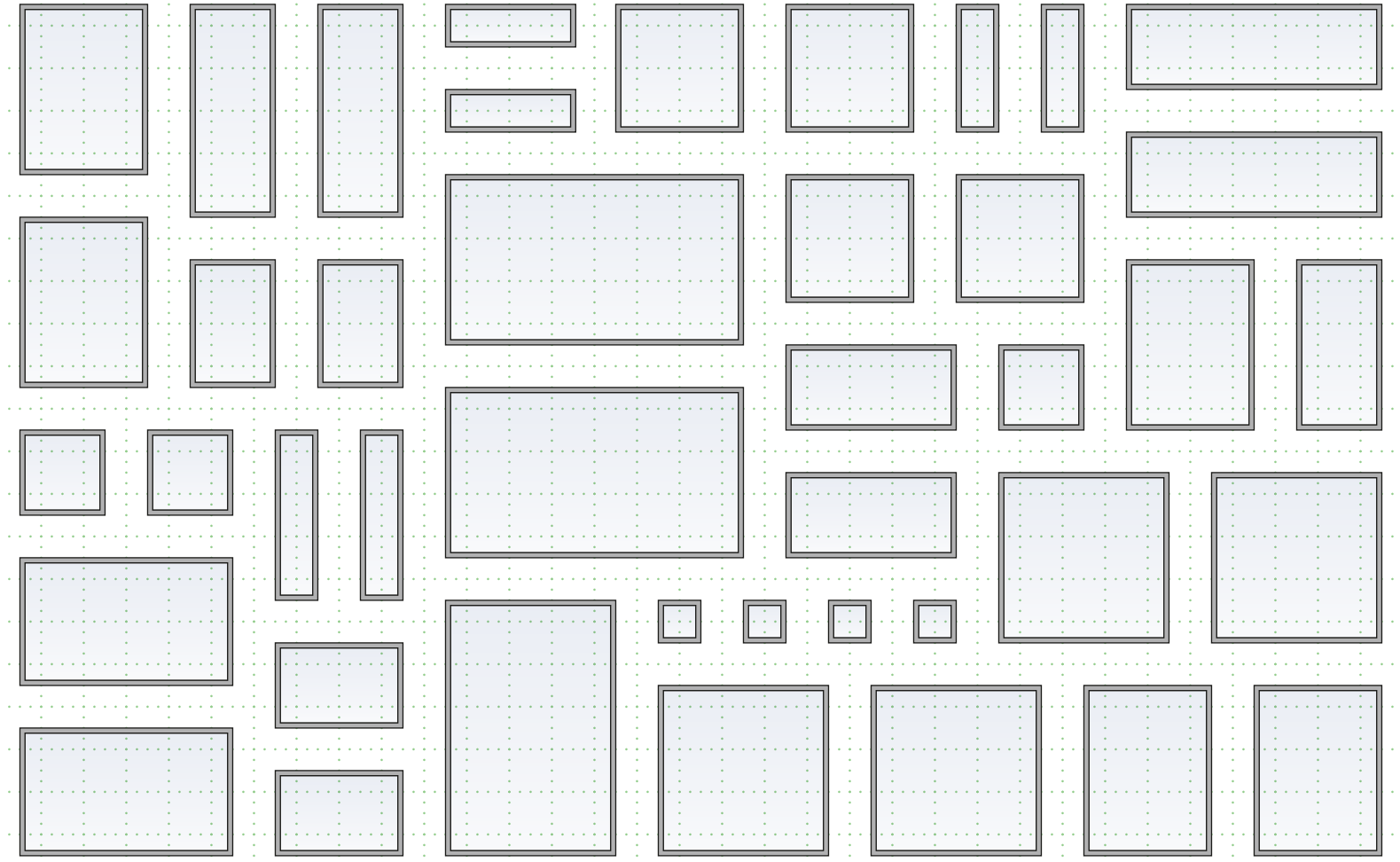
- Low-E4® SmartSun™ Glass**
SmartSun glass meets our highest standards in cool and hot weather performance. SmartSun glass blocks 95% of harsh UV rays that can damage drapes, artwork, and furniture.
- Low-E4® Glass**
Perfect where both heating and cooling costs are a concern, our Low-E4 glass helps keeps your home warmer in winter, cooler in summer, and blocks 84% of harmful UV rays.
- Low-E4® SmartSun™ Glass with HeatLock® Technology**
You get all of the benefits of our Low-E4 SmartSun glass plus an energy-saving glass coating that helps your living space feel warmer and more comfortable.
- Low-E4® Sun Glass**
For hot, dry climates with little shade or cloud cover, our Low-E4 Sun Glass utilizes a subtle tint to help block out heat from the sun, reducing cooling costs.



Strength

Our tempered glass option is heat-treated to be at least four times stronger than standard annealed glass.

Your Design:



Your Window Design Consultant will help you at every step of your project by...

- ...listening to your needs
- ...providing solutions that may add value to your home
- ...helping you determine the best style for your home
- ...communicating your project's progress
- ...saving you time and stress





Industry-Leading Warranty

We stand behind our products and services.

The Renewal by Andersen® limited warranty is one of the strongest you'll find on any window or door, at any price. It's non-prorated and fully transferable. Every window we make is labeled with our toll-free number, should you have any issues with your window. It's one more way that you know we're here for you now and well into the future.

Your satisfaction is our measure of success.

Nationwide, a homeowner satisfaction survey is sent to each home after every project we do. Customer satisfaction is a primary component of the Renewal by Andersen culture. Your feedback has proven to be an invaluable asset as we continue our never-ending mission to improve our products and services.

Call us today.

We would love to help you with your replacement project.



Window and Door Replacement from a Company You Can Trust™

Don't take our word for it. Renewal by Andersen has long been committed to environmentally responsible products and manufacturing methods. Our efforts have been recorded and recognized by leading organizations with some of the most rigorous standards in the United States.



†It is the only warranty among top selling window companies that meets all of the following requirements: easy to understand terms, unrestricted transferability, installation coverage, labor coverage, geographically unrestricted, coverage for exterior color, insect screens and hardware, and no maintenance requirement. Visit renewalbyandersen.com/nationsbest for details. Models used in photographs. License number available upon request. "Andersen," "Renewal by Andersen" and the Renewal by Andersen logo are registered trademarks of Andersen Corporation. For J.D. Power 2020 award information, visit jdpower.com/awards. "ENERGY STAR" is a registered trademark of the U.S. Environmental Protection Agency. All other marks where denoted are marks of Andersen Corporation. © 2021 Andersen Corporation. All rights reserved. RBA12619

ESTIMATE



Carol Dargin
 950 Longfellow
 Detroit, MI 48202
 (313) 600-0637
 (313) 577-9034

Windows Diverse Services Inc.

3700 E. 8 Mile Rd
 Detroit, MI 48234

Phone: (313) 655-5684

Email: fddanielsjr@netscape.net

Web: windowsds.com

Estimate # 001028
 Date 08/16/2019
 PO # 21E0C39

Description	Quantity	Rate	Total
<p>Restoration of wood sashes and frame:</p> <p>Using lead-safe practices. Remove 8 wood sashes that's 4 double-hung windows at a time to shop and Board up the opening. Restore exterior frame onsite.</p> <p>Shop: Deglazing. Paint removal and sanding. Glass prep. priming. Glass replacement. Glazing. Finish paint.</p> <p>7-10 days to complete and reinstall.</p> <p>Client buys all materials such as Glass. Glaze. Primer. Paint. Wood parting stops. Meeting strips. weatherstripping. Sash locks and handles. Sash cord rope. Reel tape balancers. 25% deposit required. The total labor cost to restore 21 windows and frames 615x21= \$12,915 plus materials.</p>	21.0	\$615.00	\$12,915.00
<p>Exterior restoration of Wood Sash Windows and frames . Do not remove sashes to shop.</p> <p>On-site restoration Using lead-safe practices. Deglazing. Paint removal and sanding. Glass prep. priming. Glass replacement. Glazing. Finish paint.</p> <p>\$120 per sash. The double-hung window has two sashes \$240 plus \$135 per frame is \$375 per window x 21 \$7875 labor plus the cost of materials.</p> <p>Client buys all materials such as Glass. Glaze. Primer. Paint. Weatherstripping. Sash cord rope.</p>	21.0	\$375.00	\$7,875.00
<p>Restore exterior wood window sashes:</p> <p>On-site restoration Using lead-safe practices. Deglazing. Paint removal and sanding. Glass prep. priming. Glass replacement.</p>	0.0	\$120.00	\$0.00

Glazing. Finish paint.

Client buys all materials such as Glass. Glaze. Primer. Paint.
Weatherstripping. Sash cord rope.

Exterior frame restoration	0.0	\$135.00	\$0.00
Frame @\$135 per The framework that surrounds and supports the entire window system – comprised of the head, jamb and sill.			
Steel window panes and frame:	0.0	\$375.00	\$0.00
Scrape loose glaze. Reglaze were needed with Sarc glaze for steel windows. prep steel frame for paint.			
Aluminum storm windows installed.	0.0	\$195.00	\$0.00
Made by Weather King Inc. standard triple track aluminum. 21×195 is \$4095 labor and materials.			

Subtotal	\$20,790.00
Total	\$20,790.00

Notes:

8/15/19: customer calls per Boston Edison contractors list for Window restoration quote.

Storm Products



Weather King's 2- or 3-track models give you an easy to clean, low maintenance, energy-saving solution for your windows. All inserts have pile weather strip for a better weather seal and spring loaded nylon side bolts for positive ventilating positions. Nylon pads on the sides of inserts eliminate all metal to metal contact and insure smooth, quiet operation



950 Longfellow Detroit, MI 48202





Interior view. Reel spring sash balance.



Rearview.





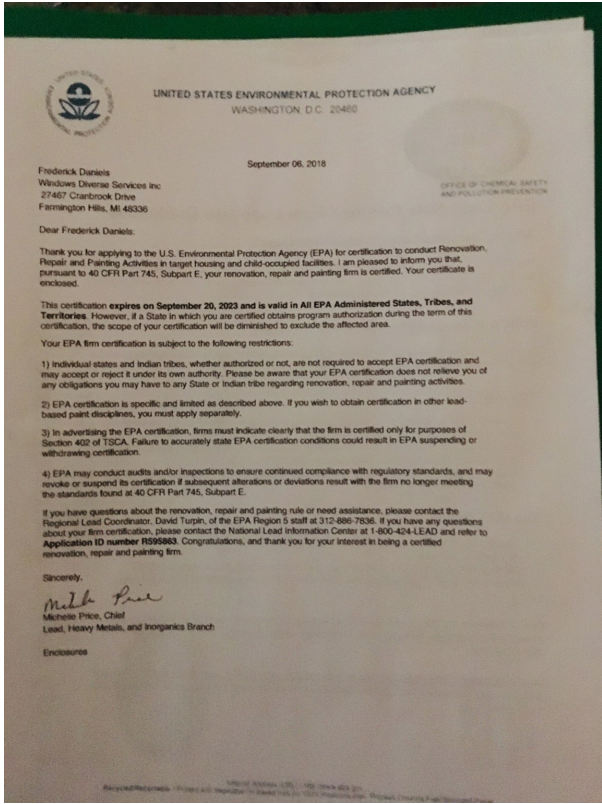
Steel sashes





Reel spring window balancer





Stripped to bare wood



Glaze. Prime. Finish paint.

By signing this document, the customer agrees to the services and conditions outlined in this document.

ESTIMATE



Carol Dargin
950 Longfellow
Detroit, MI 48202
(313) 600-0637
(313) 577-9034

Windows Diverse Services Inc.

3700 E. 8 Mile Rd
Detroit, MI 48234

Phone: (313) 655-5684

Email: fddanielsjr@netscape.net

Web: windowsds.com

Estimate # 001028
Date 08/16/2019
PO # 21E0C39

Description	Quantity	Rate	Total
Restoration of wood sashes and frame: Using lead-safe practices. Remove 8 wood sashes that's 4 double-hung windows at a time to shop and Board up the opening. Restore exterior frame onsite. Shop: Deglazing, Paint removal and sanding, Glass prep, priming, Glass replacement, Glazing, Finish paint. 7-10 days to complete and reinstall. Client buys all materials such as Glass, Glaze, Primer, Paint, Wood parting stops, Meeting strips, weatherstripping, Sash locks and handles, Sash cord rope, Reel tape balancers. 25% deposit required. The total labor cost to restore 21 windows and frames 615x21= \$12,915 plus materials.	21.0	\$615.00	\$12,915.00
Exterior restoration of Wood Sash Windows and frames . Do not remove sashes to shop. On-site restoration Using lead-safe practices. Deglazing, Paint removal and sanding, Glass prep, priming, Glass replacement, Glazing, Finish paint. \$120 per sash. The double-hung window has two sashes \$240 plus \$135 per frame is \$375 per window x 21 \$7875 labor plus the cost of materials. Client buys all materials such as Glass, Glaze, Primer, Paint, Weatherstripping, Sash cord rope.	21.0	\$375.00	\$7,875.00
Restore exterior wood window sashes: On-site restoration Using lead-safe practices. Deglazing, Paint removal and sanding, Glass prep, priming, Glass replacement.	0.0	\$120.00	\$0.00

ESTIMATE



Prepared For

Carol Dargin
950 Longfellow
Detroit, MI 48202
(313) 600-0637
(313) 577-9034

Windows Diverse Services Inc.

3700 E. 8 Mile Rd
Detroit, MI 48234
Phone: (313) 655-5684
Email: windowsdiverseservices@gmail.com
Web: www.windowssds.com

Estimate # 1766
Date 06/19/2021

Description	Rate	Quantity	Total
-------------	------	----------	-------

FULL RESTORATION OF WOOD SASH WINDOWS FIRST AND SECOND FLOORS.	\$395.00	8	\$3,160.00
---	----------	---	------------

\$390 per sash plus additional lites

40% deposit due on the first day of work.
Balance due upon completion of each set.
Estimated time of completion 2 months.

Using Lead EPA safe practices: Remove 8 wood sashes that's 4 double-hung windows. Board-up window openings.

Shop: Remove all old paint and putty, sand smooth, repair wood damage, prime, clean glass and replace broken glass, bed glass in new putty, putty glaze, and hand paint 2 coats inside and out. Restore hardware locks and handle or install new locks and handles (client buys new specialty locks and handles if desired or needed)

Allow 7-20 days to re-install restored wood sashes. The payment is due upon each completed set of windows. Remove the next set of 8 wood sashes and repeat the process until all windows are restored.

ADDITIONAL LITES FIRST SET OF 4 of 18 windows.	\$25.00	44	\$1,100.00
---	---------	----	------------

\$25 per additional lite: aka panes.

NOTE: There are no additional lites but if any repairs at the lead lite panes will be considered additional lites.

RESTORE JAMB	\$135.00	4	\$540.00
--------------	----------	---	----------

FIRST SET OF 4 of 18 windows.

The jamb is the frame that the sash rest in. The Jamb Will not be removed from the opening but Restored on site using lead safe practices.

LABOR minimum \$135 per opening.

Onsite: using Lead safe practices, Remove all old paint from the jamb. sand smooth, repair wood damage, stain, polyurethane (prime and paint)

EXTERIOR FRAME RESTORATION	\$195.00	4	\$780.00
----------------------------	----------	---	----------

FIRST SET OF 4 of 18 windows.

Frame

The exterior framework that surrounds and supports the entire window system – comprised of the head, casing and sill.

MATERIALS AND SUPPLIES	\$475.00	1	\$475.00
------------------------	----------	---	----------

FIRST SET @20%. The client buys additional materials as needed evidence with a receipt.

PRIMER. GLAZE COMPOUND. GLASS. PRIMER. PAINT. EPOXY. CAULK. SANDPAPER. ROPE. 6 MIL PLASTIC.

16 Pound Tape Sash Balance	\$295.00	0	\$0.00
----------------------------	----------	---	--------

FIRST SET OF 4 of 18 windows.

AS NEEDED The client buys all materials, such as REEL TAPE SASH BALANCERS

REEL TAPE BALANCER MATERIALS \$225 per opening.

Remove and or cut access door to attach wood sash window to existing window balance. Restore mechanical pullies.

TOTAL COST OF RESTORATION	\$20,995.00	0	\$0.00
---------------------------	-------------	---	--------

THE ESTIMATED TOTAL COST OF THIS RESTORATION calculated as follows:

\$1,120 per window x 18/ \$20,160.00

Plus Materials \$835, plus Balances, if any

This project has 18 DOUBLE-HUNG with 36 wood sashes attached to existing reel sash balance.

There are 128 LITES (panes)

First and second floors only.

TOTAL ESTIMATED COST \$20,995.00

RESTORE INTERIOR CASING,STOOL& APRON	\$295.00	0	\$0.00
--------------------------------------	----------	---	--------

Remove loose paint, sand smooth, epoxy repair damage to wood, prime, hand paint 1 coat. @\$295

WOOD DOOR RESTORATION	\$1,295.00	0	\$0.00
-----------------------	------------	---	--------

Subtotal			\$6,055.00
-----------------	--	--	------------

Total			\$6,055.00
--------------	--	--	-------------------

Deposit Due			\$2,422.00
--------------------	--	--	-------------------

Notes:

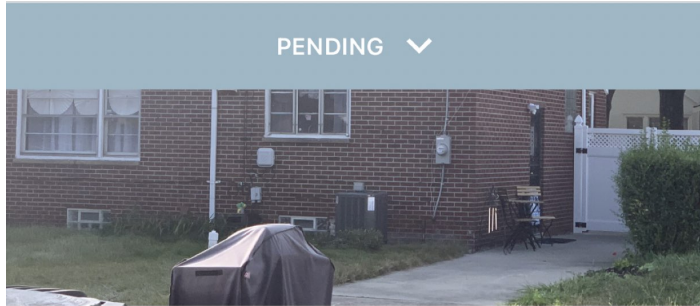
6/17/21: carol Dargins calls per






950 Longfellow Detroit, MI 48202





Rearview.





Reel spring window balancer





PENDING ▾

ESTIMATE

Carol Dargin
950 Longfellow
Detroit, MI 48202
(313) 600-0637
(313) 577-9034

Windows Diverse Services Inc.
3700 E. 8 Mile Rd
Detroit, MI 48234
Phone: (313) 655-5684
Email: windowsdiverseservices@gmail.com
Web: windowsds.com

Estimate # 001028
Date 08/16/2019
PO # 21E0C39

Description	Quantity	Rate	Total
Restoration of wood sashes and frame: <small>Using lead-safe practices. Remove 8 wood sashes that's 4 double-hung windows at a time to stop and Board up the opening. Restore exterior frame onsite. Shop: Deglazing, Paint removal and sanding, Glass prep, priming, Glass replacement, Glazing, Finish paint. 7-10 days to complete and reinstall. Client buys all materials such as Glass, Glaze, Primer, Paint, Wood parting stops, Meeting strips, weatherstripping, Sash locks and handles, Sash cord rope, Reel tape balancers, 25% deposit required. The total labor cost to restore 21 windows and frames 615x21 = \$12,215 plus materials.</small>	21.0	\$615.00	\$12,915.00
Exterior restoration of Wood Sash Windows and frames . <small>Do not remove sashes to shop. On-site restoration Using lead-safe practices, Deglazing, Paint removal and sanding, Glass prep, priming, Glass replacement, Glazing, Finish paint. \$120 per sash. The double-hung window has two sashes \$240 plus \$135 per frame is \$375 per window x 21 \$7875 labor plus the cost of materials. Client buys all materials such as Glass, Glaze, Primer, Paint, Weatherstripping, Sash cord rope.</small>	21.0	\$375.00	\$7,875.00
Restore exterior wood window sashes: <small>On-site restoration Using lead-safe practices, Deglazing, Paint removal and sanding, Glass prep, priming, Glass replacement.</small>	0.0	\$120.00	\$0.00

Page 1 of 11

Glazing, Finish paint.
Client buys all materials such as Glass, Glaze, Primer, Paint, Weatherstripping, Sash cord rope.

By signing this document, the customer agrees to the services and conditions outlined in this document.