


Line #	Location:
10	LIVING ROOM

Attributes



2111

Viewed From Exterior

13

Lifestyle, 4-Wide Casement, 106 X 66, Without HGP, White

Item Price	Qty	Ext'd Price
\$3,542.50	1	\$3,542.50

1: Non-Standard Size Non-Standard Size Left Casement

Frame Size: 26 1/2 X 66

General Information: No Package, Without Hinged Glass Panel, Clad, Pine, 5", 3 11/16"
 Exterior Color / Finish: Standard Enduracrad, White

Interior Color / Finish: Unfinished Interior

Glass: Insulated Tempered Low-E Advanced Low-E Insulating Glass Argon Non High Altitude

Hardware Options: Wash Hinge Hardware, Fold-Away Crank, White, No Limited Opening Hardware, No Integrated Sensor

Performance Information: U-Factor 0.28, SHGC 0.27, VLT 0.51, CPD PEL-N-14-00685-00001, Performance Class LC, PG 30, Calculated Positive DP

Rating 30, Calculated Negative DP Rating 30, Year Rated 08/11, Egress Does not meet typical United States egress, but may comply with local code requirements

Grille: No Grille.

Vertical Mull 1: Factory Mull, Standard Joining Mullion, Mull Design Pressure- 20, Overall Thru Direction- Vertical

2: Non-Standard Size Non-Standard Size Fixed Sash Set

Frame Size: 26 1/2 X 66

General Information: No Package, Without Hinged Glass Panel, Clad, Pine, 5", 3 11/16"
 Exterior Color / Finish: Standard Enduracrad, White

Interior Color / Finish: Unfinished Interior

Glass: Insulated Tempered Low-E Advanced Low-E Insulating Glass Argon Non High Altitude

Performance Information: U-Factor 0.27, SHGC 0.31, VLT 0.58, CPD PEL-N-229-00949-00001, Performance Class LC, PG 30, Calculated Positive DP

Rating 30, Calculated Negative DP Rating 30, Year Rated 08/11

Grille: No Grille.

Vertical Mull 2: Factory Mull, Standard Joining Mullion, Mull Design Pressure- 20, Overall Thru Direction- Vertical

3: Non-Standard Size Non-Standard Size Fixed Sash Set

Frame Size: 26 1/2 X 66

General Information: No Package, Without Hinged Glass Panel, Clad, Pine, 5", 3 11/16"
 Exterior Color / Finish: Standard Enduracrad, White

Interior Color / Finish: Unfinished Interior

Glass: Insulated Tempered Low-E Advanced Low-E Insulating Glass Argon Non High Altitude

Performance Information: U-Factor 0.27, SHGC 0.31, VLT 0.58, CPD PEL-N-229-00949-00001, Performance Class LC, PG 30, Calculated Positive DP

Rating 30, Calculated Negative DP Rating 30, Year Rated 08/11

Grille: No Grille.

Vertical Mull 3: Factory Mull, Standard Joining Mullion, Mull Design Pressure- 20, Overall Thru Direction- Vertical

4: Non-Standard Size Non-Standard Size Right Casement

Frame Size: 26 1/2 X 66

General Information: No Package, Without Hinged Glass Panel, Clad, Pine, 5", 3 11/16"
 Exterior Color / Finish: Standard Enduracrad, White

Interior Color / Finish: Unfinished Interior

Glass: Insulated Tempered Low-E Advanced Low-E Insulating Glass Argon Non High Altitude

Hardware Options: Wash Hinge Hardware, Fold-Away Crank, White, No Limited Opening Hardware, No Integrated Sensor

Performance Information: U-Factor 0.28, SHGC 0.27, VLT 0.51, CPD PEL-N-14-00685-00001, Performance Class LC, PG 30, Calculated Positive DP

Rating 30, Calculated Negative DP Rating 30, Year Rated 08/11, Egress Does not meet typical United States egress, but may comply with local code requirements

Grille: No Grille.

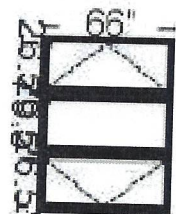
Wrapping Information: No Exterior Trim, 4 9/16", 5 7/8", Standard Four Sided Jamb Extension, Factory Applied, Pella Recommended Clearance, Perimeter Length = 344"

Rough Opening: 106 - 3/4" X 66 - 3/4

For more information regarding the finishing, maintenance, service and warranty of all Pella® products, visit the Pella® website at www.pella.com

Line # 15 Location: LIVING ROOM

Attributes



PK # 2111

Viewed From Exterior

Lifestyle, 3-Wide Casement, 79.5 X 66, Without HGP, White

Item Price	Qty	Ext'd Price
\$2,688.42	1	\$2,688.42

1: Non-Standard Size Non-Standard Size Left Casement

Frame Size: 26 1/2 X 66
 General Information: No Package, Without Hinged Glass Panel, Clad, Pine, 5", 3 11/16"
 Exterior Color / Finish: Standard Enduracrad, White
 Interior Color / Finish: Unfinished Interior
 Glass: Insulated Tempered Low-E Insulating Glass Argon Non High Altitude
 Hardware Options: Wash Hinge Hardware, Fold-Away Crank, White, No Limited Opening Hardware, No Integrated Sensor
 Screen: Full Screen, White, InView™
 Performance Information: U-Factor 0.28, SHGC 0.27, VLT 0.51, CPD PEL-N-14-00685-00001, Performance Class LC, PG 30, Calculated Positive DP Rating 30, Calculated Negative DP Rating 30, Year Rated 08|11, Egress Does not meet typical United States egress, but may comply with local code requirements
 Grille: No Grille.

Vertical Mull 1: Factory Mull, Standard Joining Mullion, Mull Design Pressure- 20, Overall Thru Direction- Vertical

2: Non-Standard Size Non-Standard Size Fixed Sash Set
 Frame Size: 26 1/2 X 66
 General Information: No Package, Without Hinged Glass Panel, Clad, Pine, 5", 3 11/16"
 Exterior Color / Finish: Standard Enduracrad, White
 Interior Color / Finish: Unfinished Interior

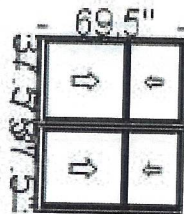
3: Non-Standard Size Non-Standard Size Right Casement

Vertical Mull 2: Factory Mull, Standard Joining Mullion, Mull Design Pressure- 20, Overall Thru Direction- Vertical
 Frame Size: 26 1/2 X 66
 General Information: No Package, Without Hinged Glass Panel, Clad, Pine, 5", 3 11/16"
 Exterior Color / Finish: Standard Enduracrad, White
 Interior Color / Finish: Unfinished Interior
 Glass: Insulated Tempered Low-E Insulating Glass Argon Non High Altitude
 Hardware Options: Wash Hinge Hardware, Fold-Away Crank, White, No Limited Opening Hardware, No Integrated Sensor
 Screen: Full Screen, White, InView™
 Performance Information: U-Factor 0.28, SHGC 0.27, VLT 0.51, CPD PEL-N-14-00685-00001, Performance Class LC, PG 30, Calculated Positive DP Rating 30, Calculated Negative DP Rating 30, Year Rated 08|11, Egress Does not meet typical United States egress, but may comply with local code requirements
 Grille: No Grille.
 Wrapping Information: No Exterior Trim, 4 9/16", 5 7/8", Standard Four Sided Jamb Extension, Factory Applied, Pella Recommended Clearance, Perimeter Length = 291".

Rough Opening: 80 - 1/4" X 66 - 3/4"

Line # Location:
20 FAMILY ROOM

Attributes



PK #
2111

617

Viewed From Exterior

Architect, Traditional, 2-Wide Double Hung, 75 X 69.5, White

Item Price	Qty	Ext'd Price
\$1,995.43	2	\$3,990.86

1: Traditional, Non-Standard Size Non-Standard Size Double Hung, Cottage
Frame Size: 37 1/2 X 69 1/2

General Information: Standard, Style, Clad, Pine, 5", 3 11/16"
Exterior Color / Finish: Painted, Standard EnduracLad, White
Interior Color / Finish: Unfinished Interior

Sash / Panel: Ogee, Ogee, Standard, No Sash Lugs

Glass: Insulated Dual Low-E Advanced Low-E Insulating Glass Argon Non High Altitude

Hardware Options: Cam-Action Lock, White, No Window Opening Control Device, No Limited Opening Hardware, Order Sash Lift, No Integrated Sensor

Screen: Full Screen, Standard EnduracLad, White, Standard, InView™

Performance Information: U-Factor 0.29, SHGC 0.28, VLT 0.53, CPD PEL-N-232-00253-00001, Performance Class CW, PG 40, Calculated Positive DP Rating 40, Calculated Negative DP Rating 40, Year Rated 08/11, Egress Does not meet typical United States egress, but may comply with local code requirements

Grille: No Grille,

Vertical Mull 1: Factory Mull, Standard Joining Mullion, Frame To Frame Width- 0", Mull Design Pressure- 20

2: Traditional, Non-Standard Size Non-Standard Size Double Hung, Cottage

Frame Size: 37 1/2 X 69 1/2

General Information: Standard, Style, Clad, Pine, 5", 3 11/16"

Exterior Color / Finish: Painted, Standard EnduracLad, White

Interior Color / Finish: Unfinished Interior

Sash / Panel: Ogee, Ogee, Standard, No Sash Lugs

Glass: Insulated Dual Low-E Advanced Low-E Insulating Glass Argon Non High Altitude

Hardware Options: Cam-Action Lock, White, No Window Opening Control Device, No Limited Opening Hardware, Order Sash Lift, No Integrated Sensor

Screen: Full Screen, Standard EnduracLad, White, Standard, InView™

Performance Information: U-Factor 0.29, SHGC 0.28, VLT 0.53, CPD PEL-N-232-00253-00001, Performance Class CW, PG 40, Calculated Positive DP Rating 40, Calculated Negative DP Rating 40, Year Rated 08/11, Egress Does not meet typical United States egress, but may comply with local code requirements

Grille: No Grille,

Wrapping Information: No Exterior Trim, 4 9/16", 5 7/8", Standard Four Sided Jamb Extension, Factory Applied, Pella Recommended Clearance, Perimeter Length = 289".


Rough Opening: 75 - 3/4" X 70 - 1/4"

Line # 25 Location: DINING

Attributes

Lifestyle, Quad Sliding Door, Contemporary,, Fixed / Vent Left / Vent Right / Fixed, 116.125 X 79.5, Without HGP, White

Item Price	Qty	Ext'd Price
\$5,629.23	1	\$5,629.23



PK # 2111

Viewed From Exterior


18

Rough Opening: 116 - 7/8" X 80"

1: 11780 Fixed / Vent Left / Vent Right / Fixed Quad Sliding Door
 Frame Size: 116 1/8 X 79 1/2
 General Information: No Package, Without Hinged Glass Panel, Clad, Pine, 5 7/8", 4 9/16", Oak Threshold
 Exterior Color / Finish: Standard Enduracrad, White
 Interior Color / Finish: Prefinished White Paint Interior
 Glass: Insulated Tempered Low-E Advanced Low-E Insulating Glass Argon Non High Altitude
 Hardware Options: Black, Standard, Handle Included, Handle Included, Satin Brass, White, No Integrated Sensor
 Screen: Sliding Screen, Wood Interior Black Exterior, Champagne, InView™
 Performance Information: U-Factor 0.28, SHGC 0.28, VLT 0.52, CPD PEL-N-230-00076-00001, Performance Class R, PG 20, Calculated Positive DP Rating 20, Calculated Negative DP Rating 20, Year Rated 08111
 Grille: No Grille,
 Wrapping Information: No Exterior Trim, 4 9/16", 5 7/8", Factory Applied, Pella Recommended Clearance, Perimeter Length = 392".

Line #	Location:
30	DINING

Attributes



PK # 2111

Viewed From Exterior

22

Lifestyle, 3-Wide Casement, 72.75 X 34, Without HGP, White

Item Price	Qty	Ext'd Price
\$1,554.50	1	\$1,554.50

1: Non-Standard Size Non-Standard Size Left Casement
 Frame Size: 24 1/4 X 34
 General Information: No Package, Without Hinged Glass Panel, Clad, Pine, 5", 3 11/16"
 Exterior Color / Finish: Standard Enduracrad, White
 Interior Color / Finish: Unfinished Interior
 Glass: Insulated Low-E Advanced Low-E Insulating Glass Argon Non High Altitude
 Hardware Options: Wash Hinge Hardware, Fold-Away Crank, White, No Limited Opening Hardware, No Integrated Sensor
 Screen: Full Screen, White, InView™
 Performance Information: U-Factor 0.29, SHGC 0.27, VLT 0.51, CPD PEL-N-14-00677-00001, Performance Class LC, PG 50, Calculated Positive DP Rating 50, Calculated Negative DP Rating 50, Year Rated 08/11, Egress Does not meet typical United States egress, but may comply with local code requirements
 Grille: No Grille.
Vertical Mull 1: Factory Mull, Standard Joining Mullion, Mull Design Pressure- 20, Overall Thru Direction- Vertical
2: Non-Standard Size Non-Standard Size Fixed Sash Set
 Frame Size: 24 1/4 X 34
 General Information: No Package, Without Hinged Glass Panel, Clad, Pine, 5", 3 11/16"
 Exterior Color / Finish: Standard Enduracrad, White
 Interior Color / Finish: Unfinished Interior
 Glass: Insulated Low-E Advanced Low-E Insulating Glass Argon Non High Altitude
 Performance Information: U-Factor 0.27, SHGC 0.31, VLT 0.58, CPD PEL-N-229-00861-00001, Performance Class LC, PG 50, Calculated Positive DP Rating 50, Calculated Negative DP Rating 50, Year Rated 08/11
 Grille: No Grille.
Vertical Mull 2: Factory Mull, Standard Joining Mullion, Mull Design Pressure- 20, Overall Thru Direction- Vertical
3: Non-Standard Size Non-Standard Size Right Casement
 Frame Size: 24 1/4 X 34
 General Information: No Package, Without Hinged Glass Panel, Clad, Pine, 5", 3 11/16"
 Exterior Color / Finish: Standard Enduracrad, White
 Interior Color / Finish: Unfinished Interior
 Glass: Insulated Low-E Advanced Low-E Insulating Glass Argon Non High Altitude
 Hardware Options: Wash Hinge Hardware, Fold-Away Crank, White, No Limited Opening Hardware, No Integrated Sensor
 Screen: Full Screen, White, InView™
 Performance Information: U-Factor 0.29, SHGC 0.27, VLT 0.51, CPD PEL-N-14-00677-00001, Performance Class LC, PG 50, Calculated Positive DP Rating 50, Calculated Negative DP Rating 50, Year Rated 08/11, Egress Does not meet typical United States egress, but may comply with local code requirements
 Grille: No Grille.
Wrapping Information: No Exterior Trim, 4 9/16", 5 7/8", Standard Four Sided Jamb Extension, Factory Applied, Pella Recommended Clearance, Perimeter Length = 214".

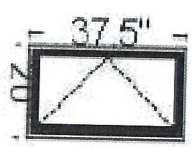
Rough Opening: 73 - 1/2" X 34 - 3/4"

Line # Location:
35 KITCHEN

Attributes

Lifestyle, Casement Left, 20 X 37.5, Without HGP, White

Item Price	Qty	Ext'd Price
\$506.45	1	\$506.45



PK #
2111

Viewed From Exterior

14

1: Non-Standard Size Non-Standard Size Left Casement
 Frame Size: 20 X 37 1/2
 General Information: No Package, Without Hinged Glass Panel, Clad, Pine, 5", 3 11/16"
 Exterior Color / Finish: Standard Enduracrad, White
 Interior Color / Finish: Unfinished Interior
 Glass: Insulated Low-E Advanced Low-E Insulating Glass Argon Non High Altitude
 Hardware Options: Wash Hinge Hardware, Fold-Away Crank, White, No Limited Opening Hardware, No Integrated Sensor
 Screen: Full Screen, White, InView™
 Performance Information: U-Factor 0.29, SHGC 0.27, VLT 0.51, CPD PEL-N-14-00677-00001, Performance Class LC, PG 50, Calculated Positive DP Rating 50, Calculated Negative DP Rating 50, Year Rated 08/11, Clear Opening Width 10.25, Clear Opening Height 33.375, Clear Opening Area 2.375651, Egress Does not meet typical United States egress, but may comply with local code requirements
 Grille: No Grille.
 Wrapping Information: No Exterior Trim, 4 9/16", 5 7/8", Standard Four Sided Jamb Extension, Factory Applied, Pella Recommended Clearance, Perimeter Length = 115".

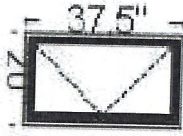
Rough Opening: 20 - 3/4" X 38 - 1/4"

Line # Location:
40 KITCHEN

Attributes

Lifestyle, Casement Right, 20 X 37.5, Without HGP, White

Item Price	Qty	Ext'd Price
\$506.45	1	\$506.45



PK #
2111

Viewed From Exterior


23

1: Non-Standard Size Non-Standard Size Right Casement
 Frame Size: 20 X 37 1/2
 General Information: No Package, Without Hinged Glass Panel, Clad, Pine, 5", 3 11/16"
 Exterior Color / Finish: Standard Enduracrad, White
 Interior Color / Finish: Unfinished Interior
 Glass: Insulated Low-E Advanced Low-E Insulating Glass Argon Non High Altitude
 Hardware Options: Wash Hinge Hardware, Fold-Away Crank, White, No Limited Opening Hardware, No Integrated Sensor
 Screen: Full Screen, White, InView™
 Performance Information: U-Factor 0.29, SHGC 0.27, VLT 0.51, CPD PEL-N-14-00677-00001, Performance Class LC, PG 50, Calculated Positive DP Rating 50, Calculated Negative DP Rating 50, Year Rated 08/11, Clear Opening Width 10.25, Clear Opening Height 33.375, Clear Opening Area 2.375651, Egress Does not meet typical United States egress, but may comply with local code requirements
 Grille: No Grille.
 Wrapping Information: No Exterior Trim, 4 9/16", 5 7/8", Standard Four Sided Jamb Extension, Factory Applied, Pella Recommended Clearance, Perimeter Length = 115".

Rough Opening: 20 - 3/4" X 38 - 1/4"

Line #	Location:
45	KITCHEN

Attributes



2111 PK#

Viewed From Exterior

19

Lifestyle, 3-Wide Casement, 60.75 X 37.5, Without HGP, White

Item Price	Qty	Extd Price
\$1,554.50	1	\$1,554.50

1: Non-Standard Size Non-Standard Size Left Casement

Frame Size: 20 1/4 X 37 1/2
 General Information: No Package, Without Hinged Glass Panel, Clad, Pine, 5", 3 11/16"
 Exterior Color / Finish: Standard Enduracrad, White
 Interior Color / Finish: Unfinished Interior
 Glass: Insulated Low-E Advanced Low-E Insulating Glass Argon Non High Altitude
 Hardware Options: Wash Hinge Hardware, Fold-Away Crank, White, No Limited Opening Hardware, No Integrated Sensor
 Screen: Full Screen, White, InView™
 Performance Information: U-Factor 0.29, SHGC 0.27, VLT 0.51, CPD PEL-N-14-00677-00001, Performance Class LC, PG 50, Calculated Positive DP Rating 50, Calculated Negative DP Rating 50, Year Rated 08/11, Egress Does not meet typical United States egress, but may comply with local code requirements
 Grille: No Grille.

Vertical Mull 1: Factory Mull, Standard Joining Mullion, Mull Design Pressure- 20, Overall Thru Direction- Vertical

2: Non-Standard Size Non-Standard Size Fixed Sash Set
 Frame Size: 20 1/4 X 37 1/2
 General Information: No Package, Without Hinged Glass Panel, Clad, Pine, 5", 3 11/16"
 Exterior Color / Finish: Standard Enduracrad, White
 Interior Color / Finish: Unfinished Interior
 Glass: Insulated Low-E Advanced Low-E Insulating Glass Argon Non High Altitude
 Performance Information: U-Factor 0.27, SHGC 0.31, VLT 0.58, CPD PEL-N-229-00861-00001, Performance Class LC, PG 50, Calculated Positive DP Rating 50, Calculated Negative DP Rating 50, Year Rated 08/11
 Grille: No Grille.

Vertical Mull 2: Factory Mull, Standard Joining Mullion, Mull Design Pressure- 20, Overall Thru Direction- Vertical

3: Non-Standard Size Non-Standard Size Right Casement
 Frame Size: 20 1/4 X 37 1/2
 General Information: No Package, Without Hinged Glass Panel, Clad, Pine, 5", 3 11/16"
 Exterior Color / Finish: Standard Enduracrad, White
 Interior Color / Finish: Unfinished Interior
 Glass: Insulated Low-E Advanced Low-E Insulating Glass Argon Non High Altitude
 Hardware Options: Wash Hinge Hardware, Fold-Away Crank, White, No Limited Opening Hardware, No Integrated Sensor
 Screen: Full Screen, White, InView™
 Performance Information: U-Factor 0.29, SHGC 0.27, VLT 0.51, CPD PEL-N-14-00677-00001, Performance Class LC, PG 50, Calculated Positive DP Rating 50, Calculated Negative DP Rating 50, Year Rated 08/11, Egress Does not meet typical United States egress, but may comply with local code requirements
 Grille: No Grille.

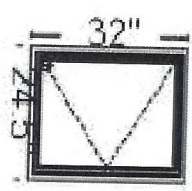
Wrapping Information: No Exterior Trim, 4 9/16", 5 7/8", Standard Four Sided Jamb Extension, Factory Applied, Pella Recommended Clearance, Perimeter Length = 197".

Rough Opening: 61 - 1/2" X 38 - 1/4"

Line #	Location:	Attributes
50	LOWER LANDING	

Lifestyle, Casement Right, 24.5 X 32, Without HGP, White

Item Price	Qty	Ext'd Price
\$589.15	1	\$589.15



PK #
2111

Viewed From Exterior

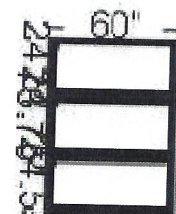
12

1: Non-Standard Size/Non-Standard Size Right Casement
 Frame Size: 24 1/2 X 32
 General Information: No Package, Without Hinged Glass Panel, Clad, Pine, 5", 3 1/16"
 Exterior Color / Finish: Standard Enduraclad, White
 Interior Color / Finish: Unfinished Interior
 Glass: Insulated Tempered Low-E Advanced Low-E Insulating Glass Argon Non High Altitude
 Hardware Options: Wash Hinge Hardware, Fold-Away Crank, White, No Limited Opening Hardware, No Integrated Sensor
 Screen: Full Screen, White, InView™
 Performance Information: U-Factor 0.28, SHGC 0.27, VLT 0.51, CPD PEL-N-14-00685-00001, Performance Class LC, PG 50, Calculated Positive DP Rating 50, Calculated Negative DP Rating 50, Year Rated 0811, Clear Opening Width 14.75, Clear Opening Height 27.875, Clear Opening Area 2.855252.
 Egress Does not meet typical United States egress, but may comply with local code requirements
 Grille: No Grille.
 Wrapping Information: No Exterior Trim, 4 9/16", 5 7/8", Standard Four Sided Jamb Extension, Factory Applied, Pella Recommended Clearance, Perimeter Length = 113".

Rough Opening: 25 - 1/4" X 32 - 3/4"

Line # Location:
55 STAIR

Attributes



PK #
2111

Viewed From Exterior



Lifestyle, 3-Wide Sash Set, 73.75 X 60, Without HGP, White

Item Price	Qty	Ext'd Price
\$2,462.14	1	\$2,462.14

1: Non-Standard Size Non-Standard Size Fixed Sash Set
Frame Size: 24 1/2 X 60

General Information: No Package, Without Hinged Glass Panel, Clad, Pine, 5", 3 11/16"
Exterior Color / Finish: Standard Enduraclad, White
Interior Color / Finish: Unfinished Interior

Glass: Insulated Tempered Low-E Advanced Low-E Insulating Glass Argon Non High Altitude
Performance Information: U-Factor 0.27, SHGC 0.31, VLT 0.58, CPD PEL-N-229-00949-00001, Performance Class LC, PG 50, Calculated Positive DP

Rating 50, Calculated Negative DP Rating 50, Year Rated 08/11
Grille: No Grille.

Vertical Mull 1: Factory/Mull, Standard Joining Mullion, Mull Design Pressure- 20, Overall Thru Direction- Vertical
2: Non-Standard Size Non-Standard Size Fixed Sash Set
Frame Size: 24 3/4 X 60

General Information: No Package, Without Hinged Glass Panel, Clad, Pine, 5", 3 11/16"
Exterior Color / Finish: Standard Enduraclad, White
Interior Color / Finish: Unfinished Interior

Glass: Insulated Tempered Low-E Advanced Low-E Insulating Glass Argon Non High Altitude
Performance Information: U-Factor 0.27, SHGC 0.31, VLT 0.58, CPD PEL-N-229-00949-00001, Performance Class LC, PG 50, Calculated Positive DP

Rating 50, Calculated Negative DP Rating 50, Year Rated 08/11
Grille: No Grille.

Vertical Mull 2: Factory/Mull, Standard Joining Mullion, Mull Design Pressure- 20, Overall Thru Direction- Vertical
3: Non-Standard Size Non-Standard Size Fixed Sash Set
Frame Size: 24 1/2 X 60

General Information: No Package, Without Hinged Glass Panel, Clad, Pine, 5", 3 11/16"
Exterior Color / Finish: Standard Enduraclad, White
Interior Color / Finish: Unfinished Interior

Glass: Insulated Tempered Low-E Advanced Low-E Insulating Glass Argon Non High Altitude
Performance Information: U-Factor 0.27, SHGC 0.31, VLT 0.58, CPD PEL-N-229-00949-00001, Performance Class LC, PG 50, Calculated Positive DP

Rating 50, Calculated Negative DP Rating 50, Year Rated 08/11
Grille: No Grille.

Wrapping Information: No Exterior Trim, 4 9/16", 5 7/8", Standard Four Sided Jamb Extension, Factory Applied, Pella Recommended Clearance,
Perimeter Length = 268".

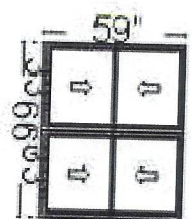
Rough Opening: 74 - 1/2" X 60 - 3/4"

Line #	Location:
60	BED 1

Attributes

Lifestyle, 2-Wide Double Hung, 66 X 59, Without HGP, White

Item Price	Qty	Ext'd Price
\$1,117.00	1	\$1,117.00



PK # 2111

Viewed From Exterior


10

1: 3359 Double Hung, Equal
Frame Size: 33 X 59
General Information: No Package, Without Hinged Glass Panel, Clad, Pine, 5", 3 1/16", Jambliner Color: Gray
Exterior Color / Finish: Standard Enduraclad, White
Interior Color / Finish: Unfinished Interior
Glass: Insulated Low-E Advanced Low-E Insulating Glass Argon Non High Altitude
Hardware Options: Cam-Action Lock, White, No Limited Opening Hardware, Order Sash Lift, No Integrated Sensor
Screen: Full Screen, White, InView™
Performance Information: U-Factor 0.30, SHGC 0.30, VLT 0.56, CPD PEL-N-35-00426-00001, Performance Class LC, PG 40, Calculated Positive DP Rating 40, Calculated Negative DP Rating 40, Year Rated 08/11, Egress Meets Typical for ground floor 5.0 sqft (E1) (United States Only)
Grille: No Grille,
Vertical Mull 1: FactoryMull, Standard Joining Mullion, Mull Design Pressure- 20, Overall Thru Direction- Vertical
2: 3359 Double Hung, Equal
Frame Size: 33 X 59
General Information: No Package, Without Hinged Glass Panel, Clad, Pine, 5", 3 1/16", Jambliner Color: Gray
Exterior Color / Finish: Standard Enduraclad, White
Interior Color / Finish: Unfinished Interior
Glass: Insulated Low-E Advanced Low-E Insulating Glass Argon Non High Altitude
Hardware Options: Cam-Action Lock, White, No Limited Opening Hardware, Order Sash Lift, No Integrated Sensor
Screen: Full Screen, White, InView™
Performance Information: U-Factor 0.30, SHGC 0.30, VLT 0.56, CPD PEL-N-35-00426-00001, Performance Class LC, PG 40, Calculated Positive DP Rating 40, Calculated Negative DP Rating 40, Year Rated 08/11, Egress Meets Typical for ground floor 5.0 sqft (E1) (United States Only)
Grille: No Grille,
Wrapping Information: No Exterior Trim, 4 9/16", 5 7/8", Standard Four Sided Jamb Extension, Factory Applied, Pella Recommended Clearance, Perimeter Length = 250".

Rough Opening: 66 - 3/4" X 59 - 3/4"

Line #	Location:
65	BED 1

Attributes



PK # 2111

Viewed From Exterior

2

Lifestyle, 2-Wide Casement, 56.5 X 53.5, Without HGP, White

Item Price	Qty	Ext'd Price
\$1,401.91	1	\$1,401.91

1: Non-Standard Size Non-Standard Size Left Casement

Frame Size: 28 1/4 X 53 1/2

General Information: No Package, Without Hinged Glass Panel, Clad, Pine, 5", 3 11/16"
 Exterior Color / Finish: Standard Enduracrad, White
 Interior Color / Finish: Unfinished Interior

Glass: Insulated Low-E Advanced Low-E Insulating Glass Argon Non High Altitude

Hardware Options: Wash Hinge Hardware, Fold-Away Crank, White, No Limited Opening Hardware, No Integrated Sensor

Performance Information: U-Factor 0.29, SHGC 0.27, VLT 0.51, CPD PEL-N-14-00677-00001, Performance Class LC, PG 50, Calculated Positive DP Rating 50, Calculated Negative DP Rating 50, Year Rated 08/11, Egress Does not meet typical United States egress, but may comply with local code requirements

Grille: No Grille.

Vertical Mull 1: Factory/Mull, Standard Joining Mullion, Mull Design Pressure- 20, Overall Thru Direction- Vertical

2: Non-Standard Size Non-Standard Size Right Casement

Frame Size: 28 1/4 X 53 1/2

General Information: No Package, Without Hinged Glass Panel, Clad, Pine, 5", 3 11/16"
 Exterior Color / Finish: Standard Enduracrad, White
 Interior Color / Finish: Unfinished Interior

Glass: Insulated Low-E Advanced Low-E Insulating Glass Argon Non High Altitude

Hardware Options: Wash Hinge Hardware, Fold-Away Crank, White, No Limited Opening Hardware, No Integrated Sensor

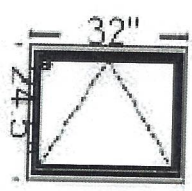
Performance Information: U-Factor 0.29, SHGC 0.27, VLT 0.51, CPD PEL-N-14-00677-00001, Performance Class LC, PG 50, Calculated Positive DP Rating 50, Calculated Negative DP Rating 50, Year Rated 08/11, Egress Does not meet typical United States egress, but may comply with local code requirements

Grille: No Grille.

Wrapping Information: No Exterior Trim, 4 9/16", 5 7/8", Standard Four Sided Jamb Extension, Factory Applied, Pella Recommended Clearance, Perimeter Length = 220".

Rough Opening: 57 - 1/4" X 54 - 1/4"

Line #	Location:	Attributes
70	UPPER BATH	



PK #
2111

Viewed From Exterior

Lifestyle, Casement Left, 24.5 X 32, Without HGP, White

Item Price	Qty	Ext'd Price
\$589.15	1	\$589.15

1: Non-Standard Size Non-Standard Size Left Casement
Frame Size: 24 1/2 X 32
General Information: No Package, Without Hinged Glass Panel, Clad, Pine, 5", 3 11/16"
Exterior Color / Finish: Standard Enduracrad, White
Interior Color / Finish: Unfinished Interior
Glass: Insulated Tempered Low-E Advanced Low-E Insulating Glass Argon Non High Altitude
Hardware Options: Wash Hinge Hardware, Fold-Away Crank, White, No Limited Opening Hardware, No Integrated Sensor
Screen: Full Screen, White, InView™
Performance Information: U-Factor 0.28, SHGC 0.27, VLT 0.51, CPD PEL-N-14-00685-00001, Performance Class LC, PG 50, Calculated Positive DP Rating 50, Calculated Negative DP Rating 50, Year Rated 0811, Clear Opening Width 14.75, Clear Opening Height 27.875, Clear Opening Area 2.855252, Egress Does not meet typical United States egress, but may comply with local code requirements
Grille: No Grille.
Wrapping Information: No Exterior Trim, 4 9/16", 5 7/8", Standard Four Sided Jamb Extension, Factory Applied, Pella Recommended Clearance, Perimeter Length = 113".

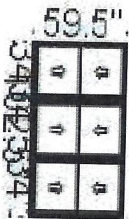
Rough Opening: 25 - 1/4" X 32 - 3/4"

Line #	Location:
75	MASTER BED

Attributes

Lifestyle, 3-Wide Double Hung, 102.5 X 59.5, Without HGP, White

Item Price	Qty	Ext'd Price
\$2,289.63	1	\$2,289.63



PK# 2111

Viewed From Exterior



1: Non-Standard Size Double Hung, Equal
Frame Size: 34 X 59 1/2
General Information: No Package, Without Hinged Glass Panel, Clad, Pine, 5", 3 11/16", Jambliner Color: Gray
Exterior Color / Finish: Standard Enduraclad, White
Interior Color / Finish: Unfinished Interior
Glass: Insulated Low-E Advanced Low-E Insulating Glass Argon Non High Altitude
Hardware Options: Cam-Action Lock, White, No Limited Opening Hardware, Order Sash Lift, No Integrated Sensor
Screen: Full Screen, White, InView™
Performance Information: U-Factor 0.30, SHGC 0.30, VLT 0.56, CPD PEL-N-35-00426-00001, Performance Class LC, PG 35, Calculated Positive DP Rating 35, Calculated Negative DP Rating 35, Year Rated 08/11, Egress Meets Typical for ground floor 5.0 sqft (E1) (United States Only)
Grille: No Grille,
Vertical Mull 1: FactoryMull, Standard Joining Mullion, Mull Design Pressure- 20, Overall Thru Direction- Vertical
2: Non-Standard Size Double Hung, Equal
Frame Size: 34 1/2 X 59 1/2
General Information: No Package, Without Hinged Glass Panel, Clad, Pine, 5", 3 11/16", Jambliner Color: Gray
Exterior Color / Finish: Standard Enduraclad, White
Interior Color / Finish: Unfinished Interior
Glass: Insulated Low-E Advanced Low-E Insulating Glass Argon Non High Altitude
Hardware Options: Cam-Action Lock, White, No Limited Opening Hardware, Order Sash Lift, No Integrated Sensor
Screen: Full Screen, White, InView™
Performance Information: U-Factor 0.30, SHGC 0.30, VLT 0.56, CPD PEL-N-35-00426-00001, Performance Class LC, PG 35, Calculated Positive DP Rating 35, Calculated Negative DP Rating 35, Year Rated 08/11, Egress Meets Typical 5.7 sqft (E) (United States Only)
Grille: No Grille,
Vertical Mull 2: FactoryMull, Standard Joining Mullion, Mull Design Pressure- 20, Overall Thru Direction- Vertical
3: Non-Standard Size Double Hung, Equal
Frame Size: 34 X 59 1/2
General Information: No Package, Without Hinged Glass Panel, Clad, Pine, 5", 3 11/16", Jambliner Color: Gray
Exterior Color / Finish: Standard Enduraclad, White
Interior Color / Finish: Unfinished Interior
Glass: Insulated Low-E Advanced Low-E Insulating Glass Argon Non High Altitude
Hardware Options: Cam-Action Lock, White, No Limited Opening Hardware, Order Sash Lift, No Integrated Sensor
Screen: Full Screen, White, InView™
Performance Information: U-Factor 0.30, SHGC 0.30, VLT 0.56, CPD PEL-N-35-00426-00001, Performance Class LC, PG 35, Calculated Positive DP Rating 35, Calculated Negative DP Rating 35, Year Rated 08/11, Egress Meets Typical for ground floor 5.0 sqft (E1) (United States Only)
Grille: No Grille,
Wrapping Information: No Exterior Trim, 4 9/16", 5 7/8", Standard Four Sided Jamb Extension, Factory Applied, Pella Recommended Clearance, Perimeter Length = 324".


Rough Opening: 103 - 1/4" X 60 - 1/4"

Line # 80 Location: MASTER BED

Attributes

Lifestyle, Double Hung, 31.5 X 59.5, Without HGP, White

Item Price	Qty	Ext'd Price
\$538.68	1	\$538.68



PK # 2111

Viewed From Exterior

20

1: 31.559.5 Double Hung, Equal
 Frame Size: 31 1/2 X 59 1/2
 General Information: No Package, Without Hinged Glass Panel, Clad, Pine, 5", 3 11/16", Jambliner Color: Gray
 Exterior Color / Finish: Standard Enduraclad, White
 Interior Color / Finish: Unfinished Interior
 Glass: Insulated Low-E Advanced Low-E Insulating Glass Argon Non High Altitude
 Hardware Options: Cam-Action Lock, White, No Limited Opening Hardware, Order Sash Lift, No Integrated Sensor
 Screen: Full Screen, White, InView™
 Performance Information: U-Factor 0.30, SHGC 0.30, VLT 0.56, CPD PEL-N-35-00426-00001, Performance Class LC, PG 35, Calculated Positive DP 5.210195, Egress Meets Typical for ground floor 5.0 sqft (E1) (United States Only)
 Grille: No Grille,
 Wrapping Information: No Exterior Trim, 4 9/16", 5 7/8", Standard Four Sided Jamb Extension, Factory Applied, Pella Recommended Clearance, Perimeter Length = 182".

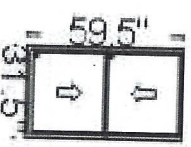
Rough Opening: 32 - 1/4" X 60 - 1/4"

Line # 85 Location: MASTER BATH

Attributes

Lifestyle, Double Hung, 31.5 X 59.5, Without HGP, White

Item Price	Qty	Ext'd Price
\$683.45	1	\$683.45



PK # 2111

Viewed From Exterior

21

1: 31.559.5 Double Hung, Equal
 Frame Size: 31 1/2 X 59 1/2
 General Information: No Package, Without Hinged Glass Panel, Clad, Pine, 5", 3 11/16", Jambliner Color: Gray
 Exterior Color / Finish: Standard Enduraclad, White
 Interior Color / Finish: Unfinished Interior
 Glass: Insulated Tempered Low-E Advanced Low-E Insulating Glass Argon Non High Altitude
 Hardware Options: Cam-Action Lock, White, No Limited Opening Hardware, Order Sash Lift, No Integrated Sensor
 Screen: Full Screen, White, InView™
 Performance Information: U-Factor 0.30, SHGC 0.30, VLT 0.56, CPD PEL-N-35-00427-00001, Performance Class LC, PG 35, Calculated Positive DP 5.210195, Egress Meets Typical for ground floor 5.0 sqft (E1) (United States Only)
 Grille: No Grille,
 Wrapping Information: No Exterior Trim, 4 9/16", 5 7/8", Standard Four Sided Jamb Extension, Factory Applied, Pella Recommended Clearance, Perimeter Length = 182".

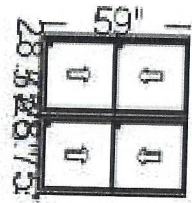
Rough Opening: 32 - 1/4" X 60 - 1/4"

Line # Location:
90 MASTER BATH

Attributes

Lifestyle, 2-Wide Double Hung, 57.5 X 59, Without HGP, White

Item Price	Qty	Ext'd Price
\$1,573.45	1	\$1,573.45



PK # 2111

16

Viewed From Exterior

1: Non-Standard Size Double Hung, Equal

Frame Size: 28 3/4 X 59

General Information: No Package, Without Hinged Glass Panel, Clad, Pine, 5", 3 1/16", Jambliner Color: Gray

Exterior Color / Finish: Standard Enduracrad, White

Interior Color / Finish: Unfinished Interior

Glass: Insulated Tempered Low-E Advanced Low-E Insulating Glass Argon Non High Altitude

Hardware Options: Cam-Action Lock, White, No Limited Opening Hardware, Order Sash Lift, No Integrated Sensor

Performance Information: U-Factor 0.30, SHGC 0.30, VLT 0.56, CPD PEL-N-35-00427-00001, Performance Class LC, PG 40, Calculated Positive DP Rating 40, Calculated Negative DP Rating 40, Year Rated 08/11, Egress Does not meet typical United States egress, but may comply with local code requirements

Grille: No Grille,

Vertical Mull 1: FactoryMull, Standard Joining Mullion, Mull Design Pressure- 20, Overall Thru Direction- Vertical

2: Non-Standard Size Double Hung, Equal

Frame Size: 28 3/4 X 59

General Information: No Package, Without Hinged Glass Panel, Clad, Pine, 5", 3 1/16", Jambliner Color: Gray

Exterior Color / Finish: Standard Enduracrad, White

Interior Color / Finish: Unfinished Interior

Glass: Insulated Tempered Low-E Advanced Low-E Insulating Glass Argon Non High Altitude

Hardware Options: Cam-Action Lock, White, No Limited Opening Hardware, Order Sash Lift, No Integrated Sensor

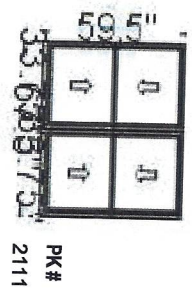
Performance Information: U-Factor 0.30, SHGC 0.30, VLT 0.56, CPD PEL-N-35-00427-00001, Performance Class LC, PG 40, Calculated Positive DP Rating 40, Calculated Negative DP Rating 40, Year Rated 08/11, Egress Does not meet typical United States egress, but may comply with local code requirements

Grille: No Grille,

Wrapping Information: No Exterior Trim, 4 9/16", 5 7/8", Standard Four Sided Jamb Extension, Factory Applied, Pella Recommended Clearance, Perimeter Length = 233".

Rough Opening: 58 - 1/4" X 59 - 3/4"

Line #	Location:	Attributes
95	MASTER BED	



17

Lifestyle, 2-Wide Double Hung, 67.5 X 59.5, Without HGP, White

Item Price	Qty	Ext'd Price
\$1,420.49	1	\$1,420.49

1: Non-Standard Size Double Hung, Equal
Frame Size: 33 3/4 X 59 1/2
General Information: No Package, Without Hinged Glass Panel, Clad, Pine, 5", 3 11/16", Jambliner Color: Gray
Exterior Color / Finish: Standard Enduraclad, White
Interior Color / Finish: Unfinished Interior
Glass: Insulated Low-E Advanced Low-E Insulating Glass Argon Non High Altitude
Hardware Options: Cam-Action Lock, White, No Limited Opening Hardware, Order Sash Lift, No Integrated Sensor
Screen: Full Screen, White, InView™
Performance Information: U-Factor 0.30, SHGC 0.30, VLT 0.56, CPD PEL-N-35-00426-00001, Performance Class LC, PG 35, Calculated Positive DP
Rating 35, Calculated Negative DP Rating 35, Year Rated 08/14, Egress Meets Typical for ground floor 5.0 sqft (E1) (United States Only)
Grille: No Grille,
Vertical Mull 1: FactoryMull, Standard Joining Mullion, Mull Design Pressure- 20, Overall Thru Direction- Vertical
2: Non-Standard Size Double Hung, Equal
Frame Size: 33 3/4 X 59 1/2
General Information: No Package, Without Hinged Glass Panel, Clad, Pine, 5", 3 11/16", Jambliner Color: Gray
Exterior Color / Finish: Standard Enduraclad, White
Interior Color / Finish: Unfinished Interior
Glass: Insulated Low-E Advanced Low-E Insulating Glass Argon Non High Altitude
Hardware Options: Cam-Action Lock, White, No Limited Opening Hardware, Order Sash Lift, No Integrated Sensor
Screen: Full Screen, White, InView™
Performance Information: U-Factor 0.30, SHGC 0.30, VLT 0.56, CPD PEL-N-35-00426-00001, Performance Class LC, PG 35, Calculated Positive DP
Rating 35, Calculated Negative DP Rating 35, Year Rated 08/14, Egress Meets Typical for ground floor 5.0 sqft (E1) (United States Only)
Grille: No Grille,
Wrapping Information: No Exterior Trim, 4 9/16", 5 7/8", Standard Four Sided Jamb Extension, Factory Applied, Pella Recommended Clearance, Perimeter Length = 254".

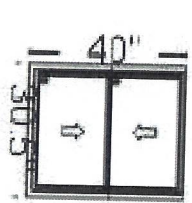
Rough Opening: 68 - 1/4" X 60 - 1/4"

Line # 100 Location: MASTER BATH

Attributes

Lifestyle, Double Hung, 30.5 X 40, Without HGP, White

Item Price	Qty	Ext'd Price
\$627.00	1	\$627.00



PK # 2111

Viewed From Exterior

1: Non-Standard Size Non-Standard Size Double Hung, Equal
 Frame Size: 30 1/2 X 40
 General Information: No Package, Without Hinged Glass Panel, Clad, Pine, 5", 3 11/16", Jambliner Color: Gray
 Exterior Color / Finish: Standard Enduracrad, White
 Interior Color / Finish: Unfinished Interior
 Glass: Insulated Tempered Low-E Advanced Low-E Insulating Glass Argon Non High Altitude
 Hardware Options: Cam-Action Lock, White, No Limited Opening Hardware, Order Sash Lift, No Integrated Sensor
 Screen: Full Screen, White, InView™
 Performance Information: U-Factor 0.30, SHGC 0.30, VLT 0.56, CPD PEL-N-35-00427-00001, Performance Class LC, PG 50, Calculated Positive DP 3.176917, Egress Does not meet typical United States egress, but may comply with local code requirements
 Grille: No Grille,
 Wrapping Information: No Exterior Trim, 4 9/16", 5 7/8", Standard Four Sided Jamb Extension, Factory Applied, Pella Recommended Clearance, Perimeter Length = 141".




Rough Opening: 31 - 1/4" X 40 - 3/4"

Line # 105 Location: UPPER STAIR

Attributes

Lifestyle, 2-Wide Sash Set, 61 X 31.5, Without HGP, White

Item Price	Qty	Ext'd Price
\$1,186.30	1	\$1,186.30



PK # 2111

Viewed From Exterior

1: Non-Standard Size Non-Standard Size Fixed Sash Set
 Frame Size: 30 1/2 X 31 1/2
 General Information: No Package, Without Hinged Glass Panel, Clad, Pine, 5", 3 11/16"
 Exterior Color / Finish: Standard Enduracrad, White
 Interior Color / Finish: Unfinished Interior
 Glass: Insulated Tempered Low-E Advanced Low-E Insulating Glass Argon Non High Altitude
 Performance Information: U-Factor 0.27, SHGC 0.31, VLT 0.58, CPD PEL-N-229-00949-00001, Performance Class LC, PG 50, Calculated Positive DP Rating 50, Calculated Negative DP Rating 50, Year Rated 08/11
 Grille: No Grille,
 Vertical Mull 1: Factory Mull, Standard Joining Mullion, Mull Design Pressure- 20, Overall Thru Direction- Vertical
 2: Non-Standard Size Non-Standard Size Fixed Sash Set
 Frame Size: 30 1/2 X 31 1/2
 General Information: No Package, Without Hinged Glass Panel, Clad, Pine, 5", 3 11/16"
 Exterior Color / Finish: Standard Enduracrad, White
 Interior Color / Finish: Unfinished Interior
 Glass: Insulated Tempered Low-E Advanced Low-E Insulating Glass Argon Non High Altitude
 Performance Information: U-Factor 0.27, SHGC 0.31, VLT 0.58, CPD PEL-N-229-00949-00001, Performance Class LC, PG 50, Calculated Positive DP Rating 50, Calculated Negative DP Rating 50, Year Rated 08/11
 Grille: No Grille,
 Wrapping Information: No Exterior Trim, 4 9/16", 5 7/8", Standard Four Sided Jamb Extension, Factory Applied, Pella Recommended Clearance, Perimeter Length = 185".




Rough Opening: 61 - 3/4" X 32 - 1/4"

Line #	Location:
110	3RD FLOOR

Attributes

Lifestyle, 3-Wide Casement, 79 X 32, Without HGP, White

Item Price	Qty	Ext'd Price
\$1,686.92	1	\$1,686.92



PK# 2111

Viewed From Exterior




1: Non-Standard Size Left Casement
Frame Size: 26 1/4 X 32
General Information: No Package, Without Hinged Glass Panel, Clad, Pine, 5", 3 11/16"
Exterior Color / Finish: Standard Enduracrad, White
Interior Color / Finish: Unfinished Interior
Glass: Insulated Low-E Advanced Low-E Insulating Glass Argon Non High Altitude
Hardware Options: Wash Hinge Hardware, Fold-Away Crank, White, No Limited Opening Hardware, No Integrated Sensor
Screen: Full Screen, White, InView™
Performance Information: U-Factor 0.29, SHGC 0.27, VLT 0.51, CPD PEL-N-14-00677-00001, Performance Class LC, PG 50, Calculated Positive DP Rating 50, Calculated Negative DP Rating 50, Year Rated 0811, Egress Does not meet typical United States egress, but may comply with local code requirements
Grille: No Grille.
Vertical Mull 1: FactoryMull, Standard Joining Mullion, Mull Design Pressure- 20, Overall Thru Direction- Vertical
2: Non-Standard Size Fixed Sash Set
Frame Size: 26 1/2 X 32
General Information: No Package, Without Hinged Glass Panel, Clad, Pine, 5", 3 11/16"
Exterior Color / Finish: Standard Enduracrad, White
Interior Color / Finish: Unfinished Interior
Glass: Insulated Low-E Advanced Low-E Insulating Glass Argon Non High Altitude
Performance Information: U-Factor 0.27, SHGC 0.31, VLT 0.58, CPD PEL-N-229-00861-00001, Performance Class LC, PG 50, Calculated Positive DP Rating 50, Calculated Negative DP Rating 50, Year Rated 0811
Grille: No Grille.
Vertical Mull 2: FactoryMull, Standard Joining Mullion, Mull Design Pressure- 20, Overall Thru Direction- Vertical
3: Non-Standard Size Right Casement
Frame Size: 26 1/4 X 32
General Information: No Package, Without Hinged Glass Panel, Clad, Pine, 5", 3 11/16"
Exterior Color / Finish: Standard Enduracrad, White
Interior Color / Finish: Unfinished Interior
Glass: Insulated Low-E Advanced Low-E Insulating Glass Argon Non High Altitude
Hardware Options: Wash Hinge Hardware, Fold-Away Crank, White, No Limited Opening Hardware, No Integrated Sensor
Screen: Full Screen, White, InView™
Performance Information: U-Factor 0.29, SHGC 0.27, VLT 0.51, CPD PEL-N-14-00677-00001, Performance Class LC, PG 50, Calculated Positive DP Rating 50, Calculated Negative DP Rating 50, Year Rated 0811, Egress Does not meet typical United States egress, but may comply with local code requirements
Grille: No Grille.
Wrapping Information: No Exterior Trim, 4 9/16", 5 7/8", Standard Four Sided Jamb Extension, Factory Applied, Pella Recommended Clearance, Perimeter Length = 222".

Rough Opening: 79 - 3/4" X 32 - 3/4"

Line # Location:
115 3RD FLOOR

Attributes



2111 PK#

Viewed From Exterior

15

Lifestyle, 3-Wide Double Hung, 90.75 X 55.5, Without HGP, White

Item Price	Qty	Ext'd Price
\$1,944.61	1	\$1,944.61

1: Non-Standard Size Non-Standard Size Double Hung, Equal
Frame Size: 30 1/4 X 55 1/2

General Information: No Package, Without Hinged Glass Panel, Clad, Pine, 5", 3 11/16", Jambliner Color: Gray
Exterior Color / Finish: Standard Enduracrad, White
Interior Color / Finish: Unfinished Interior

Glass: Insulated Low-E Advanced Low-E Insulating Glass Argon Non High Altitude
Hardware Options: Cam-Action Lock, White, No Limited Opening Hardware, Order Sash Lift, No Integrated Sensor
Screen: Full Screen, White, InView™

Performance Information: U-Factor 0.30, SHGC 0.30, VLT 0.56, CPD PEL-N-35-00426-00001, Performance Class LC, PG 40, Calculated Positive DP Rating 40, Calculated Negative DP Rating 40, Year Rated 08/11, Egress Does not meet typical United States egress, but may comply with local code requirements

Grille: No Grille,
Vertical Mull 1: Factory Mull, Standard Joining Mullion, Mull Design Pressure- 20, Overall Thru Direction- Vertical

2: Non-Standard Size Non-Standard Size Double Hung, Equal
Frame Size: 30 1/4 X 55 1/2

General Information: No Package, Without Hinged Glass Panel, Clad, Pine, 5", 3 11/16", Jambliner Color: Gray
Exterior Color / Finish: Standard Enduracrad, White
Interior Color / Finish: Unfinished Interior

Glass: Insulated Low-E Advanced Low-E Insulating Glass Argon Non High Altitude
Hardware Options: Cam-Action Lock, White, No Limited Opening Hardware, Order Sash Lift, No Integrated Sensor
Screen: Full Screen, White, InView™

Performance Information: U-Factor 0.30, SHGC 0.30, VLT 0.56, CPD PEL-N-35-00426-00001, Performance Class LC, PG 40, Calculated Positive DP Rating 40, Calculated Negative DP Rating 40, Year Rated 08/11, Egress Does not meet typical United States egress, but may comply with local code requirements

Grille: No Grille,
Vertical Mull 2: Factory Mull, Standard Joining Mullion, Mull Design Pressure- 20, Overall Thru Direction- Vertical

3: Non-Standard Size Non-Standard Size Double Hung, Equal
Frame Size: 30 1/4 X 55 1/2

General Information: No Package, Without Hinged Glass Panel, Clad, Pine, 5", 3 11/16", Jambliner Color: Gray
Exterior Color / Finish: Standard Enduracrad, White
Interior Color / Finish: Unfinished Interior

Glass: Insulated Low-E Advanced Low-E Insulating Glass Argon Non High Altitude
Hardware Options: Cam-Action Lock, White, No Limited Opening Hardware, Order Sash Lift, No Integrated Sensor
Screen: Full Screen, White, InView™

Performance Information: U-Factor 0.30, SHGC 0.30, VLT 0.56, CPD PEL-N-35-00426-00001, Performance Class LC, PG 40, Calculated Positive DP Rating 40, Calculated Negative DP Rating 40, Year Rated 08/11, Egress Does not meet typical United States egress, but may comply with local code requirements

Grille: No Grille,
Wrapping Information: No Exterior Trim, 4 9/16", 5 7/8", Standard Four Sided Jamb Extension, Factory Applied, Pella Recommended Clearance, Perimeter Length = 293".

Rough Opening: 91 - 1/2" X 56 - 1/4"