



June 16, 2021

**CERTIFICATE OF APPROPRIATENESS**

Jeanne Damer  
Pella Windows & Doors  
1940 Opdyke Court  
Auburn Hills MI 48326

**RE: Application Number 21-7310; 19355 Parkside, Sherwood Forest Historic District**

Dear Ms. Damer:

At the regularly scheduled meeting held virtually on June 9, 2021, the Detroit Historic District Commission (“Commission”) reviewed the above-referenced application for building permit. Pursuant to Section 5(10) of the Michigan Local Historic District Act, as amended, being MCL 399.205, MSA 5-3407(5)(10) and Section 21-2-73 of the 2019 Detroit City Code; the Commission has reviewed the above-referenced application for building permit and hereby issues a Certificate of Appropriateness, which is effective as of June 16, 2021.

The following proposed work meets the defined elements of design for the historic district and the Secretary of the Interior’s Standards for Rehabilitation and guidelines for rehabilitating historic buildings (36 CFR Part 67).

The application before the Commission is to replace a steel sash double casement (with transoms) on the east elevation, eight fixed glass wood windows (no muntins) in the front elevation bow window opening, and steel sash double casement on the north elevation. The new windows will be Pella, Architect Traditional Series, wood-aluminum clad sash, cladding color: white.

Living Room – Steel Window – East Elevation

Existing opening contains a double casement sash with transoms. The horizontal transoms of the original windows will not be replicated in the Pella windows. A change order was submitted to have a muntin bar placed where the mullions are currently located. The operation of the new windows will be awnings.

Living Room – Wood Windows – South Elevation

The existing fixed wood windows are to be replaced, but the existing wood mullions are to be retained and repaired by the property owner. While a portion of the existing framing/mullions show a high level of deterioration (common due to snow/moisture build up at the stone sill), the majority of the mullions are intact.

Bedroom – Steel Window – North Elevation

The existing opening contains a double casement sash (each sash is divided into three glass panels, supported by two mullions). The operation of the new windows will be awnings.

East Elevation - White coil will be applied to the windows on the side-east elevation (which were replaced per COA#18-5601).

Please retain this COA for your files. You should now proceed to obtain a building permit from the City of Detroit Buildings, Safety, Engineering and Environmental Department. It is important to note that approval by the Detroit Historic District Commission does not waive the applicant's responsibility to comply with any other applicable ordinances or statutes.

For the Commission:

A handwritten signature in black ink, appearing to read "Audra Dye", with a stylized flourish at the end.

Audra Dye  
Staff, Detroit Historic District Commission



## WINDOWS & DOORS

### Installation Expectations

Pella's goal is to provide you with an exceptional window and door replacement experience. Our "no mess, no guess" installation will highlight the value you have added to your home with our durable and energy efficient products.

Our Commitment on Installation Day	Customer Responsibility
<ul style="list-style-type: none"><li>✓ Pella certified expert installers</li><li>✓ Match existing trim profiles to the best of our ability</li><li>✓ Secure building permit if required</li><li>✓ Lead installers recertified annually</li><li>✓ Drop cloths will be used to contain debris</li><li>✓ Install, insulate and caulk per Pella's instructions</li><li>✓ Remove all construction debris from site</li><li>✓ Demonstrate proper operation of products</li></ul>	<ul style="list-style-type: none"><li>✓ Arrange to have alarm systems uninstalled and reinstalled</li><li>✓ Remove and re-install existing window treatments</li><li>✓ Remove all fragile, collectable items, artwork and decorations from the work area, including walls.</li><li>✓ Move furniture 6 feet clear of work area</li><li>✓ During construction, for your safety supervise, children and pets</li><li>✓ Cover hard to clean items outside of work area</li><li>✓ Cut back and/or tie trees and shrubs two feet from exterior walls</li><li>✓ Ensure access to electrical outlets and provide a reasonable work area for installers</li><li>✓ Ensure necessary repairs and/or alterations are complete prior to installation date.</li><li>✓ Clean windows post installation</li></ul>

In the event we identify existing concealed damage needing repairs, additional costs may apply.

These could include and are not limited to concealed rot damage, home settling issues, faulty and/or substandard construction, etc. These may delay product installation.

With specific regard to vinyl siding, mortar, stucco, tile and/or wallpaper: touch up painting, both interior and exterior will be the homeowner's responsibility if damaged during the installation.

Pella Windows and Doors cannot guarantee that existing window and door treatments such as and not limited to blinds, shutters, shades, storm doors and security doors will fit your new windows and doors.

I acknowledge the above statements and have reviewed my order details with the Order Verification Specialist and agree that my order is correct and to my satisfaction.

Customer Signature:

Date:

# Site Conditions & Installer Information

## Distance from road to home

- No Driveway Street Parking Only
- Less than 100'
- 100'
- More Than 100' \_\_\_\_\_

## Approximate height off ground of highest opening

- units Ground level - OTHERS
- 2 story 15-20 foot - 1
- Over 20 foot

## Exterior Trim Type

- Brickmold
- J-Channel
- Brick
- Flat Board (Cedar)
- Flat board with sub-sill
- Stone and mortar
- Other \_\_\_\_\_

## Lead Safe Install

- Yes
- No
- Tested positive
- Presumed Positive
- All units tested Negative
- Home built after 1977

## Field test by installers required

- Yes
- No

## Will any masonry work be necessary?

- Yes
- No

## Is parking available for install trucks?

- Yes
- No

## Any Exterior Obstacles

- Yes
- No

## Will step jamb be needed?

- Yes Size: \_\_\_\_\_
- No

## Lime stone sill needed

- Yes Size: Width \_\_\_\_\_

Depth \_\_\_\_\_ Height \_\_\_\_\_

- No

## Marblelite Sills Required

- Yes COLOR: \_\_\_\_\_
- No

## Scaffolding required

- Yes
- No

## More than 2 men required

- Yes \_\_\_\_\_
- No

## Drywall Return

- Yes
- No

## Are power lines a concern?

- Yes
- No

## Drywall Needed

- Yes
- No

## Current units

- Wood
- Steel
- Aluminum Clad
- Vinyl
- Aluminum

Other: DIRECT SET

## Current units

- Casements
- Double hungs
- Sliding windows
- Patio Door
- Entry System

Other DIRECT SET

## Notes:

**INSTALLER NOTES: wrap the 2 extra windows that were installed before in white coil. (per rep, labor added)**

---

---

---

---

---



# Office Order Copy

Branch Number: 74200  
Window Store Name: Pella Window and Door  
Showroom of Plymouth

Order Number: 742XBR035  
Quote Number: 13889633  
Quote Description: 2021 ORDER - BUILT 1951  
Project Name: K

Customer Information	Deliver To Address	Order Information	
DETROIT, MI 48221-1869 <b>Contact Name:</b> <b>Primary Phone:</b> ( ) 2928616 <b>Mobile Phone:</b> <b>Fax Number:</b> <b>E-Mail: Great Plains #:</b>  <b>Customer ID:</b> <b>Customer Number:</b> <b>Customer Account:</b>	<b>Lot #</b> <b>Address:</b> 19355 Parkside St  Detroit, MI 48221 <b>County:</b> <b>Owner Name:</b>  <b>Owner Phone:</b> (	<b>Sales Rep Name:</b> Roginski, Brian <b>Business Segment:</b> Retail <b>Market Segment:</b> Single Family Replacement <b>Order Type:</b> Installed Sales <b>Effective Discount:</b> -2.681% <b>Commission Split:</b> Roginski, Brian - 100%  <b>Payment Terms:</b> <b>Event #:</b> 17617430 <b>Order Verifier Name:</b> Sadowski, Leonard R <b>Scheduled Install Start Date:</b> 7/2/2021 <b>Install Crew:</b> Johnson, Michael - Johnson Window and Door <b>Install Duration:</b> 1 DAY	<b>Cust Delivery Date:</b> None <b>Quoted Date:</b> 4/2/2021 <b>Contract Date:</b> 4/2/2021 <b>Booked Date:</b> <b>Earliest LRD:</b>  <b>Tax Code:</b> INSTALLTAX <b>Tax Exempt #:</b> <b>Customer PO #:</b>  <b>Order Verification Date:</b> 4/15/2021 <b>Scheduled Install End Date:</b> 7/2/2021  <b>Install Status:</b> Reserved

**Customer Notes:** OV, PROJECT IS HISTORICAL. PLEASE TAKE INTERIOR AND EXTERIOR PICS FOR DETROIT HISTORICAL COMM. THANKS

Line #	Quote Qty	PO Qty	Description
--------	-----------	--------	-------------

10 1 0 **ADDP RRDET R010010 - Administration & Processing Fee**  
 Location: DEL / DISP / PERMIT  
 Rough Opening:  
 Frame Size:  
 Final Wall Depth:  
 Frame Perimeter (inches):  
 Assembly Type: Branch Catalog  
 Last Revision Date:

Customer Notes: **ADD IS TO RE-COIL 2 KITCHEN WINDOWS IN WHITE PER CUSTOMER REQUEST.**

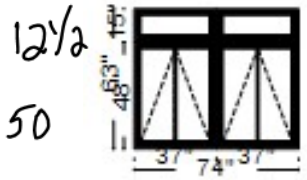
\*\*\* INSTARDET R900009 - Additional Labor (Per Hour) Qty 1  
 \*\*\* INSTARDET R900013 - Half Hour Additional Labor Qty 1

Outside View	Line #	Quote Qty	PO Qty	Description
--------------	--------	-----------	--------	-------------

15 1 1 **Architect, Traditional, 2-Wide Large Awning, Architect, 2-Wide Sash Set, ~~74 X 62~~ White**  
 Location: LIVING RM EAST  
 Rough Opening: 74.75" X 63.75"  
 Frame Size:  
 Final Wall Depth: 31 1/16  
 Frame Perimeter (inches): 274

FS-73 1/2 x 62 1/2  
 ID-73 1/2 x 62 1/2

BR



**INSTALLER NOTES: steel removal, shims and filler as needed. remove the marble sill and replace with the wood sill. butt sill to the window. cover stops on 3 sides. the 1 1/2 hr labor add is to install white coil o 2 past windows. (see photo)**

**TRIM: Cove Trim-1 PINE (3/4 x 3/4) primed  
 Stool Round-2 PINE (4 7/16) pella white coil/caulk**

**DISCREPANCIES:  
 fs= 73 1/2x62 1/2(h=50+12 1/2) (tight factory mull)  
 keep 1 1/2 hrs labor line 10 above see note  
 keep steel cut out.  
 keep stool**

**1: Traditional, Non-Standard Size Non-Standard Size Vent Awning**  
 Frame Size: 37 X 48  
 General Information: Standard, Clad, Pine, 5", 3 11/16"  
 Exterior Color / Finish: Painted, Standard Enduraclad, White  
 Interior Color / Finish: Primed Interior  
 Sash / Panel: Ogee, Ogee, Standard  
 Glass: Insulated Dual Low-E Advanced Comfort Low-E Insulating Glass Argon Non High Altitude  
 Hardware Options: Fold-Away Crank, Satin Nickel, No Limited Opening Hardware, No Integrated Sensor, Sill  
 Screen: Full Screen, White, InView™  
 Performance Information: U-Factor 0.27, SHGC 0.23, VLT 0.42, CPD PEL-N-30-13437-00001, Performance Class LC, PG 40, Calculated Positive DP Rating 40, Calculated Negative DP Rating 40, Year Rated 11, Egress Not Applicable  
 Grille: ILT, No Custom Grille, 7/8", Traditional (2W1H), Ogee, Ogee  
**Vertical Mull 1:** Factory Mull, Standard Joining Mullion, Frame To Frame Width- 0", Mull Design Pressure- 20, Overall Thru Direction- Horizontal  
**2: Traditional, Non-Standard Size Non-Standard Size Vent Awning**  
 Frame Size: 37 X 48  
 General Information: Standard, Clad, Pine, 5", 3 11/16"  
 Exterior Color / Finish: Painted, Standard Enduraclad, White


**Interior Color / Finish:** Primed Interior  
**Sash / Panel:** Ogee, Ogee, Standard  
**Glass:** Insulated Dual Low-E AdvancedComfort Low-E Insulating Glass  
 Argon Non High Altitude  
**Hardware Options:** Fold-Away Crank, Satin Nickel, No Limited Opening  
 Hardware, No Integrated Sensor, Sill  
**Screen:** Full Screen, White, InView™  
**Performance Information:** U-Factor 0.27, SHGC 0.23, VLT 0.42, CPD  
 PEL-N-30-13437-00001, Performance Class LC, PG 40, Calculated Positive  
 DP Rating 40, Calculated Negative DP Rating 40, Year Rated 11, Egress Not  
 Applicable  
**Grille:** ILT, No Custom Grille, 7/8", Traditional (2W1H), Ogee, Ogee  
**Horizontal Mull 1:** FactoryMull, Reinforcing Plate, Frame To Frame Width-  
 0", Mull Design Pressure- 20, Overall Thru Direction- Horizontal  
**3: Traditional, Non-Standard Size Non-Standard Size Fixed Sash Set**  
**Frame Size:** 37 X 15  
**General Information:** Standard, Clad, Pine, 5", 3 11/16"  
**Exterior Color / Finish:** Painted, Standard Enduraclad, White  
**Interior Color / Finish:** Primed Interior  
**Sash / Panel:** Ogee, Ogee, Standard  
**Glass:** Insulated Dual Low-E AdvancedComfort Low-E Insulating Glass  
 Argon Non High Altitude  
**Performance Information:** U-Factor 0.23, SHGC 0.29, VLT 0.54, CPD  
 PEL-N-1-53571-00001, Performance Class CW, PG 50, Calculated Positive  
 DP Rating 50, Calculated Negative DP Rating 50, Year Rated 11  
**Grille:** No Grille,  
**Vertical Mull 2:** FactoryMull, Standard Joining Mullion, Frame To Frame  
 Width- 0", Mull Design Pressure- 20, Overall Thru Direction- Horizontal  
**4: Traditional, Non-Standard Size Non-Standard Size Fixed Sash Set**  
**Frame Size:** 37 X 15  
**General Information:** Standard, Clad, Pine, 5", 3 11/16"  
**Exterior Color / Finish:** Painted, Standard Enduraclad, White  
**Interior Color / Finish:** Primed Interior  
**Sash / Panel:** Ogee, Ogee, Standard  
**Glass:** Insulated Dual Low-E AdvancedComfort Low-E Insulating Glass  
 Argon Non High Altitude  
**Performance Information:** U-Factor 0.23, SHGC 0.29, VLT 0.54, CPD  
 PEL-N-1-53571-00001, Performance Class CW, PG 50, Calculated Positive  
 DP Rating 50, Calculated Negative DP Rating 50, Year Rated 11  
**Grille:** No Grille,  
**Wrapping Information:** No Exterior Trim, 3 11/16", 5", Factory Applied,  
 Pella Recommended Clearance, Perimeter Length = 274".

**Customer Notes:** OV - PLEASE MATCH CURRENT TRANSOM HEIGHT TO EXISTING.

***	INSTARDETR010004 - Wood Drywall Return	Qty	24
***	QUOMATDETM010079 - 4 7/16 Stool for a 6 9/16 Wall Pine	Qty	7
***	INSTARDETR900004 - Steel Cut Out	Qty	1

*** QUOMATDETM010074 - PF Cove/Stop Pine or Oak	Qty	24
*** QUOMATDETM040100 - Coil (LF)	Qty	24
*** INSTARDETR900200 - Delivery and Disposal (LF)	Qty	24
*** QUOMATDETM900100 - LOH Hardware	Qty	24

Outside View	Line #	Quote Qty	PO Qty	Description
--------------	--------	-----------	--------	-------------



20 1 1  
 Location: LIVING FRONT 1 OF 8  
 Rough Opening: 19.75" X 58.75"  
 Frame Size: 19" X 58"  
 Final Wall Depth: 3 1/16  
 Frame Perimeter (inches): 154  
 Assembly Type: Pella Assembled

~~19 X 58~~ White  
 1: 1958 Fixed Frame  
 Frame Size: 19 X 58  
 General Information: Interior Glazed, Factory Assembled, Standard, Clear Pine, 5", 3 11/16"  
 Exterior Color / Finish: Painted, Standard Enduraclad, White  
 Interior Color / Finish: Primed Interior  
 Glass: Insulated Dual Low-E AdvancedComfort Low-E Insulating Glass Argon Non High Altitude  
 Performance Information: U-Factor 0.24, SHGC 0.32, VLT 0.60, CPD PEL-N-18-02779-00001, Performance Class CW, PG 80, Calculated Pos DP Rating 80, Calculated Negative DP Rating 80, Year Rated 08|11  
 Grille: No Grille,  
 Wrapping Information: No Exterior Trim, 3 11/16", 5", Factory Applied, Pella Recommended Clearance, Perimeter Length = 154".

FS-18 1/2 x 58 1/4  
 ID-18 1/2 x 58 1/4  
 All OD-19 x 60

**INSTALLER NOTES: blinds will not remount in the same place due to the window now is 5" thick, apposed to the 1/4" direct set glass. NEED TO SET ALL 8 WINDOWS SO YOU CAN MINI TRIM TO ALL THE NEW WOOD REPAIRED BY THE H/O. (must mini trim due to historical and reps notes.) see all pictures.**

**TRIM: Cove Trim-1 PINE (3/4 x 3/4) primed pella white coil/caulk**

**DISCREPANCIES:  
 fs= 18 1/2x58 1/4  
 blinds will not remount in the same place**

Customer Notes: POCKET INSTALL PER CUSTOMER REQUEST.


MINI TRIM EXTERIOR AND DOING UNDER SOFFIT. WE ARE NOT DOING THE CURVED PORTION NOR COVERING SPREAD MULLS. OK PER CUSTOMER.

CUSTOMER TO DO WOOD REPAIR AND PRIME PAINT EXTERIOR AS NEEDED BEFORE INSTALLATION.

*** QUOMATDETM010074 - PF Cove/Stop Pine or Oak	Qty	14
*** INSTARDETR900200 - Delivery and Disposal (LF)	Qty	14
*** INSTARDETR010004 - Wood Drywall Return	Qty	14
*** QUOMATDETM040100 - Coil (LF)	Qty	14
*** QUOMATDETM900100 - LOH Hardware	Qty	14

Outside View	Line #	Quote Qty	PO Qty	Description
--------------	--------	-----------	--------	-------------





**25 1 1**  
**Location:** LIVING FRONT 2 OF 8  
**Rough Opening:** 19.75" X 58.75"  
**Frame Size:** 19" X 58"  
**Final Wall Depth:** 3 1/16"  
**Frame Perimeter (inches):** 154  
**Assembly Type:** Pella Assembled  
**Last Revision Date:**

**Support Product, Direct Set Fixed Frame, ~~19 X 58~~ White**

**1: 1958 Fixed Frame**  
**Frame Size:** 19 X 58  
**General Information:** Interior Glazed, Factory Assembled, Standard, Clad Pine, 5", 3 11/16"  
**Exterior Color / Finish:** Painted, Standard Enduraclad, White  
**Interior Color / Finish:** Primed Interior  
**Glass:** Insulated Dual Low-E AdvancedComfort Low-E Insulating Glass Argon Non High Altitude  
**Performance Information:** U-Factor 0.24, SHGC 0.32, VLT 0.60, CPD PEL-N-18-02779-00001, Performance Class CW, PG 80, Calculated Positive DP Rating 80, Calculated Negative DP Rating 80, Year Rated 08|11  
**Grille:** No Grille,  
**Wrapping Information:** No Exterior Trim, 3 11/16", 5", Factory Applied, Pella Recommended Clearance, Perimeter Length = 154".

FS-18 1/2 x 58 1/4  
 ID-18 1/2 x 58 1/4

**INSTALLER NOTES: blinds will not remount in the same place due to the window now is 5" thick, apposed to the 1/4" direct set glass. NEED TO SET ALL 8 WINDOWS SO YOU CAN MINI TRIM TO ALL THE NEW WOOD REPAIRED BY THE H/O. (must mini trim due to historical and reps notes.) see all pictures.**

**TRIM: Cove Trim-1 PINE (3/4 x 3/4) primed pella white coil/caulk**

**DISCREPANCIES:**  
 fs= 18 1/2x58 1/4  
 blinds will not remount in the same place

**Customer Notes:** POCKET INSTALL PER CUSTOMER REQUEST.

MINI TRIM EXTERIOR AND DOING UNDER SOFFIT. WE ARE NOT DOING THE CURVED PORTION NOR COVERING SPREAD MULLS. OK PER CUSTOMER.

CUSTOMER TO DO WOOD REPAIR AND PRIME PAINT EXTERIOR AS NEEDED BEFORE INSTALLATION.

- \*\*\* INSTARDETR900200 - Delivery and Disposal (LF) Qty 14
- \*\*\* INSTARDETR010004 - Wood Drywall Return Qty 14
- \*\*\* QUOMATDETM900100 - LOH Hardware Qty 14
- \*\*\* QUOMATDETM010074 - PF Cove/Stop Pine or Oak Qty 14
- \*\*\* QUOMATDETM040100 - Coil (LF) Qty 14

Outside View	Line #	Quote Qty	PO Qty	Description
	30	1	1	<b>Support Product, Direct Set Fixed Frame, <del>19 X 58</del> White</b>
				Location: LIVING FRONT 3 OF 8 Rough Opening: 19.75" X 58.75" Frame Size: 19" X 58" Final Wall Depth: 3 1/16" Frame Perimeter (inches): 154 Assembly Type: Pella Assembled Last Revision Date:
				<b>1: 1958 Fixed Frame</b> <b>Frame Size:</b> 19 X 58 <b>General Information:</b> Interior Glazed, Factory Assembled, Standard, Clad Pine, 5", 3 11/16" <b>Exterior Color / Finish:</b> Painted, Standard Enduraclad, White <b>Interior Color / Finish:</b> Primed Interior <b>Glass:</b> Insulated Dual Low-E AdvancedComfort Low-E Insulating Glass Argon Non High Altitude <b>Performance Information:</b> U-Factor 0.24, SHGC 0.32, VLT 0.60, CPD

FS-18 1/2 x 58 1/4  
 ID-18 1/2 x 58 1/4

**TRIM: Cove Trim-1 PINE (3/4 x 3/4)**  
 primed  
 pella white coil/caulk

Quote Description: 2021 ORDER - BUILT 1951

**INSTALLER NOTES: blinds will not remount in the same place due to the window now is 5" thick, apposed to the 1/4" direct set glass. NEED TO SET ALL 8 WINDOWS SO YOU CAN MINI TRIM TO ALL THE NEW WOOD REPAIRED BY THE H/O. (must mini trim due to historical and reps notes.) see all pictures.**

**DISCREPANCIES:**  
 fs= 18 1/2x58 1/4  
 blinds will not remount in the same place

PEL-N-18-02779-00001, Performance Class CW, PG 80, Calculated Positi  
 DP Rating 80, Calculated Negative DP Rating 80, Year Rated 08|11  
**Grille:** No Grille,  
**Wrapping Information:** No Exterior Trim, 3 11/16", 5", Factory Applied,  
 Pella Recommended Clearance, Perimeter Length = 154".


**Customer Notes:** POCKET INSTALL PER CUSTOMER REQUEST.

MINI TRIM EXTERIOR AND DOING UNDER SOFFIT. WE ARE NOT DOING THE CURVED PORTION NOR COVERING SPREAD MULLS. OK PER CUSTOMER.

CUSTOMER TO DO WOOD REPAIR AND PRIME PAINT EXTERIOR AS NEEDED BEFORE INSTALLATION.

- \*\*\* INSTARDETR900200 - Delivery and Disposal (LF) Qty 14
- \*\*\* QUOMATDETM040100 - Coil (LF) Qty 14
- \*\*\* QUOMATDETM010074 - PF Cove/Stop Pine or Oak Qty 14
- \*\*\* INSTARDETR010004 - Wood Drywall Return Qty 14
- \*\*\* QUOMATDETM900100 - LOH Hardware Qty 14

Outside View	Line #	Quote Qty	PO Qty	Description
--------------	--------	-----------	--------	-------------



**35**      **1**      **1**  
 Location: LIVING FRONT 4 OF 8  
 Rough Opening: 19.75" X 58.75"  
 Frame Size: 19" X 58"  
 Final Wall Depth: 3 1/16  
 Frame Perimeter (inches): 154

**Support Product, Direct Set Fixed Frame, ~~19 X 58~~ White**

FS-18 1/2 x 58 1/4  
 ID-18 1/2 x 58 1/4

**TRIM: Cove Trim-1 PINE (3/4 x 3/4)**  
 primed  
 pella white coil/caulk

Pella Assembled  
 te:

**1: 1958 Fixed Frame**  
**Frame Size:** 19 X 58  
**General Information:** Interior Glazed, Factory Assembled, Standard, Clac  
 Pine, 5", 3 11/16"  
**Exterior Color / Finish:** Painted, Standard Enduraclad, White  
**Interior Color / Finish:** Primed Interior  
**Glass:** Insulated Dual Low-E AdvancedComfort Low-E Insulating Glass  
 Argon Non High Altitude  
**Performance Information:** U-Factor 0.24, SHGC 0.32, VLT 0.60, CPD  
 PEL-N-18-02779-00001, Performance Class CW, PG 80, Calculated Positi  
 DP Rating 80, Calculated Negative DP Rating 80, Year Rated 08|11  
**Grille:** No Grille,  
**Wrapping Information:** No Exterior Trim, 3 11/16", 5", Factory Applied,  
 Pella Recommended Clearance, Perimeter Length = 154".

**INSTALLER NOTES: blinds will not remount in the same place due to the window now is 5" thick, apposed to the 1/4" direct set glass. NEED TO SET ALL 8 WINDOWS SO YOU CAN MINI TRIM TO ALL THE NEW WOOD REPAIRED BY THE H/O. (must mini trim due to historical and reps notes.) see all pictures.**

**DISCREPANCIES:**  
 fs= 18 1/2x58 1/4  
 blinds will not remount in the same place


Customer Notes: POCKET INSTALL PER CUSTOMER REQUEST.

MINI TRIM EXTERIOR AND DOING UNDER SOFFIT. WE ARE NOT DOING THE CURVED PORTION NOR COVERING SPREAD MULLS. OK PER CUSTOMER.

CUSTOMER TO DO WOOD REPAIR AND PRIME PAINT EXTERIOR AS NEEDED BEFORE INSTALLATION.

- \*\*\* QUOMATDETM010074 - PF Cove/Stop Pine or Oak Qty 14
- \*\*\* QUOMATDETM040100 - Coil (LF) Qty 14
- \*\*\* INSTARDETR010004 - Wood Drywall Return Qty 14
- \*\*\* QUOMATDETM900100 - LOH Hardware Qty 14
- \*\*\* INSTARDETR900200 - Delivery and Disposal (LF) Qty 14

Outside View	Line #	Quote Qty	PO Qty	Description	
--------------	--------	-----------	--------	-------------	--



40 1 1  
 Location: LIVING FRONT 5 OF 8  
 Rough Opening: 19.75" X 58.75"  
 Frame Size: 19" X 58"  
 Final Wall Depth: 3 1/16"  
 Frame Perimeter (inches): 154  
 Pella Assembled

Support Product, Direct Set Fixed Frame, ~~19 X 58~~ White  
 1: 1958 Fixed Frame  
 Frame Size: 19 X 58  
 General Information: Interior Glazed, Factory Assembled, Standard, Clad Pine, 5", 3 11/16"  
 Exterior Color / Finish: Painted, Standard Enduraclad, White  
 Interior Color / Finish: Primed Interior  
 Glass: Insulated Dual Low-E AdvancedComfort Low-E Insulating Glass Argon Non High Altitude  
 Performance Information: U-Factor 0.24, SHGC 0.32, VLT 0.60, CPD PEL-N-18-02779-00001, Performance Class CW, PG 80, Calculated Positive DP Rating 80, Calculated Negative DP Rating 80, Year Rated 08|11  
 Grille: No Grille,  
 Wrapping Information: No Exterior Trim, 3 11/16", 5", Factory Applied, Pella Recommended Clearance, Perimeter Length = 154".

FS-18 1/2 x 58 1/4  
 ID-18 1/2 x 58 1/4

**INSTALLER NOTES: blinds will not remount in the same place due to the window now is 5" thick, apposed to the 1/4" direct set glass. NEED TO SET ALL 8 WINDOWS SO YOU CAN MINI TRIM TO ALL THE NEW WOOD REPAIRED BY THE H/O. (must mini trim due to historical and reps notes.) see all pictures.**

**TRIM: Cove Trim-1 PINE (3/4 x 3/4) primed pella white coil/caulk**

**DISCREPANCIES: fs= 18 1/2x58 1/4 blinds will not remount in the same place**

Customer Notes: POCKET INSTALL PER CUSTOMER REQUEST.

MINI TRIM EXTERIOR AND DOING UNDER SOFFIT. WE ARE NOT DOING THE CURVED PORTION NOR COVERING SPREAD MULLS. OK PER CUSTOMER.

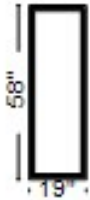
CUSTOMER TO DO WOOD REPAIR AND PRIME PAINT EXTERIOR AS NEEDED BEFORE INSTALLATION.

- \*\*\* QUOMATDETM040100 - Coil (LF) Qty 14
- \*\*\* QUOMATDETM900100 - LOH Hardware Qty 14
- \*\*\* INSTARDETR900200 - Delivery and Disposal (LF) Qty 14

\*\*\* QUOMATDETM010074 - PF Cove/Stop Pine or Oak Qty 14  
 \*\*\* INSTARDETR010004 - Wood Drywall Return Qty 14

Outside View	Line #	Quote Qty	PO Qty	Description
--------------	--------	-----------	--------	-------------

FS-18 1/2 x 58 1/4  
 1D-18 1/2 x 58 1/4



45 1 1  
 Location: LIVING FRONT 6 OF 8  
 Rough Opening: 19.75" X 58.75"  
 Frame Size: 19" X 58"  
 Final Wall Depth: 3 1/16"  
 Frame Perimeter (inches): 154

**Support Product, Direct Set Fixed Frame, ~~19 X 58~~ White**  
**1: 1958 Fixed Frame**  
**Frame Size:** 19 X 58  
**General Information:** Interior Glazed, Factory Assembled, Standard, Clad Pine, 5", 3 11/16"  
**Exterior Color / Finish:** Painted, Standard Enduraclad, White  
**Interior Color / Finish:** Primed Interior  
**Glass:** Insulated Dual Low-E AdvancedComfort Low-E Insulating Glass Argon Non High Altitude  
**Performance Information:** U-Factor 0.24, SHGC 0.32, VLT 0.60, CPD PEL-N-18-02779-00001, Performance Class CW, PG 80, Calculated Positive DP Rating 80, Calculated Negative DP Rating 80, Year Rated 08|11  
**Grille:** No Grille,  
**Wrapping Information:** No Exterior Trim, 3 11/16", 5", Factory Applied, Pella Recommended Clearance, Perimeter Length = 154".

Pella Assembled  
 Note:

**TRIM: Cove Trim-1 PINE (3/4 x 3/4) primed pella white coil/caulk**

**DISCREPANCIES:  
 fs= 18 1/2x58 1/4  
 blinds will not remount in the same place**

**INSTALLER NOTES: blinds will not remount in the same place due to the window now is 5" thick, apposed to the 1/4" direct set glass. NEED TO SET ALL 8 WINDOWS SO YOU CAN MINI TRIM TO ALL THE NEW WOOD REPAIRED BY THE H/O. (must mini trim due to historical and reps notes.) see all pictures.**

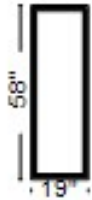
**Customer Notes:** POCKET INSTALL PER CUSTOMER REQUEST.

MINI TRIM EXTERIOR AND DOING UNDER SOFFIT. WE ARE NOT DOING THE CURVED PORTION NOR COVERING SPREAD MULLS. OK PER CUSTOMER.

CUSTOMER TO DO WOOD REPAIR AND PRIME PAINT EXTERIOR AS NEEDED BEFORE INSTALLATION.

\*\*\* QUOMATDETM900100 - LOH Hardware Qty 14  
 \*\*\* INSTARDETR900200 - Delivery and Disposal (LF) Qty 14  
 \*\*\* QUOMATDETM040100 - Coil (LF) Qty 14  
 \*\*\* INSTARDETR010004 - Wood Drywall Return Qty 14  
 \*\*\* QUOMATDETM010074 - PF Cove/Stop Pine or Oak Qty 14

Outside View	Line #	Quote Qty	PO Qty	Description
--------------	--------	-----------	--------	-------------



50            1            1

**Location:** LIVING FRONT 7 OF 8  
**Rough Opening:** 19.75" X 58.75"  
**Frame Size:** 19" X 58"  
**Final Wall Depth:** 3 1/16"  
**Frame Perimeter (inches):** 154  
**Assembly Type:** Pella Assembled

**Support Product, Direct Set Fixed Frame, ~~19 X 58~~, White**

**1: 1958 Fixed Frame**  
**Frame Size:** 19 X 58  
**General Information:** Interior Glazed, Factory Assembled, Standard, Clad Pine, 5", 3 11/16"  
**Exterior Color / Finish:** Painted, Standard Enduraclad, White  
**Interior Color / Finish:** Primed Interior  
**Glass:** Insulated Dual Low-E AdvancedComfort Low-E Insulating Glass Argon Non High Altitude  
**Performance Information:** U-Factor 0.24, SHGC 0.32, VLT 0.60, CPD PEL-N-18-02779-00001, Performance Class CW, PG 80, Calculated Positive DP Rating 80, Calculated Negative DP Rating 80, Year Rated 08|11  
**Grille:** No Grille,  
**Wrapping Information:** No Exterior Trim, 3 11/16", 5", Factory Applied, Pella Recommended Clearance, Perimeter Length = 154".

FS-18 1/2 x 58 1/4  
ID-18 1/2 x 58 1/4

**INSTALLER NOTES:** blinds will not remount in the same place due to the window now is 5" thick, apposed to the 1/4" direct set glass. NEED TO SET ALL 8 WINDOWS SO YOU CAN MINI TRIM TO ALL THE NEW WOOD REPAIRED BY THE H/O. (must mini trim due to historical and reps notes.) see all pictures.

**TRIM: Cove Trim-1 PINE (3/4 x 3/4) primed pella white coil/caulk**

**DISCREPANCIES:**  
fs= 18 1/2x58 1/4  
blinds will not remount in the same place

**Customer Notes:** POCKET INSTALL PER CUSTOMER REQUEST.

MINI TRIM EXTERIOR AND DOING UNDER SOFFIT. WE ARE NOT DOING THE CURVED PORTION NOR COVERING SPREAD MULLS. OK PER CUSTOMER.

CUSTOMER TO DO WOOD REPAIR AND PRIME PAINT EXTERIOR AS NEEDED BEFORE INSTALLATION.

- \*\*\* QUOMATDETM900100 - LOH Hardware            Qty    14
- \*\*\* QUOMATDETM040100 - Coil (LF)                Qty    14
- \*\*\* INSTARDETR900200 - Delivery and Disposal (LF)    Qty    14
- \*\*\* INSTARDETR010004 - Wood Drywall Return        Qty    14
- \*\*\* QUOMATDETM010074 - PF Cove/Stop Pine or Oak    Qty    14

Outside View	Line #	Quote Qty	PO Qty	Description
	55	1	1	<b>Support Product, Direct Set Fixed Frame, <del>19 X 58</del>, White</b>
				<b>Location:</b> LIVING FRONT 8 OF 8 <b>Rough Opening:</b> 19.75" X 58.75" <b>Frame Size:</b> 19" X 58" <b>Final Wall Depth:</b> 3 1/16" <b>Frame Perimeter (inches):</b> 154 <b>Assembly Type:</b> Pella Assembled <b>Last Revision Date:</b>
				<b>1: 1958 Fixed Frame</b> <b>Frame Size:</b> 19 X 58 <b>General Information:</b> Interior Glazed, Factory Assembled, Standard, Clad Pine, 5", 3 11/16" <b>Exterior Color / Finish:</b> Painted, Standard Enduraclad, White <b>Interior Color / Finish:</b> Primed Interior <b>Glass:</b> Insulated Dual Low-E AdvancedComfort Low-E Insulating Glass Argon Non High Altitude <b>Performance Information:</b> U-Factor 0.24, SHGC 0.32, VLT 0.60, CPD

FS-18 1/2 x 58 1/4  
ID-18 1/2 x 58 1/4

**TRIM: Cove Trim-1 PINE (3/4 x 3/4)**  
**primed**  
**pella white coil/caulk**

Quote Description: 2021 ORDER - BUILT 1951

**INSTALLER NOTES: blinds will not remount in the same place due to the window now is 5" thick, apposed to the 1/4" direct set glass. NEED TO SET ALL 8 WINDOWS SO YOU CAN MINI TRIM TO ALL THE NEW WOOD REPAIRED BY THE H/O. (must mini trim due to historical and reps notes.) see all pictures.**

**DISCREPANCIES:**  
**fs= 18 1/2x58 1/4**  
**blinds will not remount in the same place**

PEL-N-18-02779-00001, Performance Class CW, PG 80, Calculated Positive DP Rating 80, Calculated Negative DP Rating 80, Year Rated 08/11  
**Grille:** No Grille,  
**Wrapping Information:** No Exterior Trim, 3 11/16", 5", Factory Applied, Pella Recommended Clearance, Perimeter Length = 154".

**Customer Notes:** POCKET INSTALL PER CUSTOMER REQUEST.

MINI TRIM EXTERIOR AND DOING UNDER SOFFIT. WE ARE NOT DOING THE CURVED PORTION NOR COVERING SPREAD MULLS. OK PER CUSTOMER.

CUSTOMER TO DO WOOD REPAIR AND PRIME PAINT EXTERIOR AS NEEDED BEFORE INSTALLATION.

- \*\*\* QUOMATDETM040100 - Coil (LF) Qty 14
- \*\*\* QUOMATDETM010074 - PF Cove/Stop Pine or Oak Qty 14
- \*\*\* INSTARDETR900200 - Delivery and Disposal (LF) Qty 14
- \*\*\* INSTARDETR010004 - Wood Drywall Return Qty 14
- \*\*\* QUOMATDETM900100 - LOH Hardware Qty 14

Outside View	Line #	Quote Qty	PO Qty	Description	
	60	1	1	<b>Architect, Traditional, 2-Wide Large Awning, <del>100 X 51</del>, White</b>	FS-105 1/2 x 50 1/2 ID-105 1/2 x 50 1/2 OD-109 1/2 x 53
	Location: BACK BED			<b>1: Traditional, Non-Standard Size Non-Standard Size Vent Awning</b> <b>Frame Size:</b> 53 X 51 <b>General Information:</b> Standard, Clad, Pine, 5", 3 11/16" <b>Exterior Color / Finish:</b> Painted, Standard Enduraclad, White <b>Interior Color / Finish:</b> Primed Interior <b>Sash / Panel:</b> Ogee, Ogee, Standard <b>Glass:</b> Insulated Dual Low-E Advanced Comfort Low-E Insulating Glass Argon Non High Altitude <b>Hardware Options:</b> Fold-Away Crank, Satin Nickel, No Limited Opening Hardware, No Integrated Sensor, Sill <b>Screen:</b> Full Screen, White, InView™ <b>Performance Information:</b> U-Factor 0.27, SHGC 0.23, VLT 0.42, CPD PEL-N-30-13437-00001, Performance Class LC, PG 40, Calculated Positive DP Rating 40, Calculated Negative DP Rating 40, Year Rated 11, Egress Not Applicable <b>Grille:</b> ILT, No Custom Grille, 7/8", Traditional (3W1H), Ogee, Ogee <b>Vertical Mull 1:</b> Factory Mull, Standard Joining Mullion, Frame To Frame Width- 0", Mull Design Pressure- 20 <b>2: Traditional, Non-Standard Size Non-Standard Size Vent Awning</b> <b>Frame Size:</b> 53 X 51 <b>General Information:</b> Standard, Clad, Pine, 5", 3 11/16" <b>Exterior Color / Finish:</b> Painted, Standard Enduraclad, White	

**TRIM: Cove Trim-1 PINE (3/4 x 3/4)**  
**Stool Round-2 PINE (4 7/16)**  
**primed**  
**pella white coil/caulk**

**INSTALLER NOTES: steel removal, shims and filler as needed. remove the marble sill and replace with the wood sill. butt sill to the window. cove stops on 3 sides. windows do not meet egress now.**

**DISCREPANCIES:**  
**fs=105 1/2x50 1/2**  
**keep steel cut out**  
**keep stool charge**

14 x 47 3/4  
 31 4.658 FT c/o

**Interior Color / Finish:** Primed Interior  
**Sash / Panel:** Ogee, Ogee, Standard  
**Glass:** Insulated Dual Low-E AdvancedComfort Low-E Insulating Glass  
 Argon Non High Altitude  
**Hardware Options:** Fold-Away Crank, Satin Nickel, No Limited Opening  
 Hardware, No Integrated Sensor, Sill  
**Screen:** Full Screen, White, InView™  
**Performance Information:** U-Factor 0.27, SHGC 0.23, VLT 0.42, CPD  
 PEL-N-30-13437-00001, Performance Class LC, PG 40, Calculated Positive  
 DP Rating 40, Calculated Negative DP Rating 40, Year Rated 11, Egress Not  
 Applicable  
**Grille:** ILT, No Custom Grille, 7/8", Traditional (3W1H), Ogee, Ogee  
**Wrapping Information:** No Exterior Trim, 3 11/16", 5", Factory Applied,  
 Pella Recommended Clearance, Perimeter Length = 314".

**Customer Notes:** NO EGRESS NOW

***	INSTARDETR900200 - Delivery and Disposal (LF)	Qty	27
***	QUOMATDETM900100 - LOH Hardware	Qty	27
***	QUOMATDETM040100 - Coil (LF)	Qty	27
***	INSTARDETR900004 - Steel Cut Out	Qty	1
***	INSTARDETR010004 - Wood Drywall Return	Qty	27
***	QUOMATDETM010074 - PF Cove/Stop Pine or Oak	Qty	27
***	QUOMATDETM010079 - 4 7/16 Stool for a 6 9/16 Wall Pine	Qty	9

Line #	Quote Qty	PO Qty	Description
--------	-----------	--------	-------------

65	1	0	ADDP RRDETR010006 - Presumed Positive Lead Test
----	---	---	---

Location:  
 Rough Opening:  
 Frame Size:  
 Final Wall Depth:  
 Frame Perimeter (inches):  
 Assembly Type: Branch Catalog  
 Last Revision Date:

Line #	Quote Qty	PO Qty	Description
--------	-----------	--------	-------------

**70            1            0            PROMOTDETR010004 - Branch Promotion**

Location: WINDOWS SAVE 17  
 Rough Opening:  
 Frame Size:  
 Final Wall Depth:  
 Frame Perimeter (inches):  
 Assembly Type: Branch Catalog  
 Last Revision Date:

Line #	Quote Qty	PO Qty	Description
--------	-----------	--------	-------------

**75            1            0            PROMOTDETR010006 - Large Job Promotion**

Location: LARGE JOB  
 Rough Opening:  
 Frame Size:  
 Final Wall Depth:  
 Frame Perimeter (inches):  
 Assembly Type: Branch Catalog  
 Last Revision Date:

Line #	Quote Qty	PO Qty	Description
--------	-----------	--------	-------------

**80            1            0            PROMOTDETR010005 - Buy Today Promotion**

Location: TIME SAVER 8  
 Rough Opening:  
 Frame Size:  
 Final Wall Depth:  
 Frame Perimeter (inches):  
 Assembly Type: Branch Catalog  
 Last Revision Date:





# Pella Windows & Doors Inc.

1920 N. Opdyke Ct. • Auburn Hills, MI 48326  
248-292-5000 • Fax 248-292-5001  
Builders License # 21021819

## SALES & INSTALLATION AGREEMENT CHANGE ORDER

### CUSTOMER INFORMATION

Name: \_\_\_\_\_  
 Address: 19355 Parkside St  
 City: Detroit State: MI Zip: 48221  
 Home Phone: \_\_\_\_\_ Work Phone: \_\_\_\_\_  
 Other: 6 Fax: \_\_\_\_\_  
 Original Order #: 742XBR035 Change Order #: 742XBR035 - 1

In accordance with the terms of this Agreement the following changes are approved:  
Changing Line #15 from 2 wide awnings with transoms to 2 wide awnings with cross grille pattern per customer request.

Anticipated Project Start Date: 7/2021 Anticipated Completion Date: 7/2021

<b>COST ADJUSTMENTS</b> (If none, Write "None")	<u>-341.64</u>
Original Agreement Total Cost:	\$ <u>24,063.56</u>
Adjustments From Prior Change Order(s):	\$ <u>0</u>
Adjustments For This Change Order:	\$ <u>-341.64</u>
New Sales & Installation Agreement Total cost:	\$ <u>23,721.92</u>
Amount Paid to Date:	\$ <u>(23,721.92)</u>
<b>Balance Due:</b>	\$ <u>0</u>

04.26.2021  
Date

Brian Roginski  
Printed Name

04.26.2021  
(Date)