



Contract - Detailed

Sales Rep Name: Smith, Troy
 Sales Rep Phone: 248-464-3184
 Sales Rep Fax:
 Sales Rep E-Mail: SmithTJ1@pella.com

Phone: Fax:


Customer Information	Project/Delivery Address	Order Information
McCarter Construction 475 Washington St SOUTH LYON, MI 48178-1321 Primary Phone: (248) 446-1750 Mobile Phone: Fax Number: (248) 4461830 E-Mail: Contact Name: Great Plains #: 1000375471 Customer Number: 1002537941 Customer Account: 1000375471	TANNER/BOWMAN 475 Washington St Lot # SOUTH LYON, MI 48178-1321 County: Owner Name: Owner Phone:	Quote Name: JW LS WHITE/UNFIN Order Number: 189 Quote Number: 15142299 Order Type: Non-Installed Sales Wall Depth: Payment Terms: Net 30 Days Tax Code: MISALESTAX Cust Delivery Date: None Quoted Date: 2/16/2022 Contracted Date: Booked Date: Customer PO #:

Line #	Location	Attributes	Item Price	Qty	Ext'd Price
--------	----------	------------	------------	-----	-------------

10 Front Bathroom

Lifestyle, Casement Right, 26.5 X 28, Without HGP, White

Item Price Qty Ext'd Price
 1



Viewed From Exterior

PK #
2109

1: 26.528 Right Casement
 Frame Size: 26 1/2 X 28
 General Information: No Package, Without Hinged Glass Panel, Clad, Pine, 5", 3 11/16"
 Exterior Color / Finish: Standard Enduraclad, White
 Interior Color / Finish: Unfinished Interior
 Glass: Insulated Obscure Low-E Obscure Advanced Low-E Insulating Glass Argon Non High Altitude
 Hardware Options: Wash Hinge Hardware, Fold-Away Crank, Brown, No Limited Opening Hardware, No Integrated Sensor
 Screen: Full Screen, Brown, InView™
 Performance Information: U-Factor 0.29, SHGC 0.25, VLT 0.46, CPD PEL-N-14-00687-00001, Performance Class LC, PG 50, Calculated Positive DP Rating 50, Calculated Negative DP Rating 50, Year Rated 08|11, Clear Opening Width 16.75, Clear Opening Height 23.875, Clear Opening Area 2.777127, Egress Does not meet typical United States egress, but may comply with local code requirements
 Grille: SDL w/Spacer, No Custom Grille, 7/8", Traditional (3W3H)
 Wrapping Information: Foldout Fins, Factory Applied, No Exterior Trim, 3 11/16", 5", Factory Applied, Pella Recommended Clearance, Perimeter Length = 109".

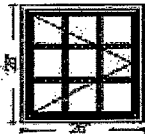
Obscure Glass Style: Pattern62(Standard)

ON 4/11/22

Rough Opening: 27 - 1/4" X 28 - 3/4"

For more information regarding the finishing, maintenance, service and warranty of all Pella® products, visit the Pella® website at www.pella.com

Line #	Location	Attributes	Item Price	Qty	Ext'd Price
15	Green Room	<p>Lifestyle, Casement Right, 26 X 28, Without HGP, White</p> <p>1: 2628 Right Casement Frame Size: 26 X 28 General Information: No Package, Without Hinged Glass Panel, Clad, Pine, 5", 3 11/16" Exterior Color / Finish: Standard Enduraclad, White Interior Color / Finish: Unfinished Interior Glass: Insulated Low-E Advanced Low-E Insulating Glass Argon Non High Altitude Hardware Options: Wash Hinge Hardware, Fold-Away Crank, Brown, No Limited Opening Hardware, No Integrated Sensor Screen: Full Screen, Brown, InView™ Performance Information: U-Factor 0.29, SHGC 0.25, VLT 0.47, CPD PEL-N-14-00679-00001, Performance Class LC, PG 50, Calculated Positive DP Rating 50, Calculated Negative DP Rating 50, Year Rated 08 11, Clear Opening Width 16.25, Clear Opening Height 23.875, Clear Opening Area 2.694227, Egress Does not meet typical United States egress, but may comply with local code requirements Grille: SDL w/Spacer, No Custom Grille, 7/8", Traditional (3W3H) Wrapping Information: Foldout Fins, Factory Applied, No Exterior Trim, 3 11/16", 5", Factory Applied, Pella Recommended Clearance, Perimeter Length = 108".</p>		1	

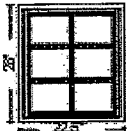


Viewed From Exterior

PK #
2110

Rough Opening: 26 - 3/4" X 28 - 3/4"

Line #	Location	Attributes	Item Price	Qty	Ext'd Price
20	Green Room Front	<p>Lifestyle, Sash Set, Fixed, 22.5 X 28, Without HGP, White</p> <p>1: 22.528 Fixed Sash Set Frame Size: 22 1/2 X 28 General Information: No Package, Without Hinged Glass Panel, Clad, Pine, 5", 3 11/16" Exterior Color / Finish: Standard Enduraclad, White Interior Color / Finish: Unfinished Interior Glass: Insulated Low-E Advanced Low-E Insulating Glass Argon Non High Altitude Performance Information: U-Factor 0.28, SHGC 0.28, VLT 0.52, CPD PEL-N-229-00863-00001, Performance Class LC, PG 50, Calculated Positive DP Rating 50, Calculated Negative DP Rating 50, Year Rated 08 11 Grille: SDL w/Spacer, No Custom Grille, 7/8", Traditional (2W3H) Wrapping Information: Foldout Fins, Factory Applied, No Exterior Trim, 3 11/16", 5", Factory Applied, Pella Recommended Clearance, Perimeter Length = 101".</p>		1	



Viewed From Exterior

PK #
2110

Rough Opening: 23 - 1/4" X 28 - 3/4"


For more information regarding the finishing, maintenance, service and warranty of all Pella® products, visit the Pella® website at www.pella.com

Customer: McCarter Construction


Project Name: TANNER/BOWMAN

Order Number: 189

Quote Number: 15142299


Line #	Location:	Attributes	Item Price	Qty	Ext'd Price
25	Green Room Front	Lifestyle, Double Hung, 30 X 64, Without HGP, White		2	
	 <p>PK # 2110</p> <p>Viewed From Exterior</p>	<p>1: 3064 Double Hung, Equal Frame Size: 30 X 64 General Information: No Package, Without Hinged Glass Panel, Clad, Pine, 5", 3 11/16", Jambliner Color: Gray Exterior Color / Finish: Standard Enduraclad, White Interior Color / Finish: Unfinished Interior Glass: Insulated Low-E Advanced Low-E Insulating Glass Argon Non High Altitude Hardware Options: Cam-Action Lock, Brown, No Limited Opening Hardware, Order Sash Lift, No Integrated Sensor Screen: Full Screen, White, InView™ Performance Information: U-Factor 0.30, SHGC 0.27, VLT 0.50, CPD PEL-N-35-00426-00003, Performance Class LC, PG 35, Calculated Positive DP Rating 35, Calculated Negative DP Rating 35, Year Rated 08/11, Clear Opening Width 26.812, Clear Opening Height 28.75, Clear Opening Area 5.35309, Egress Meets Typical for ground floor 5.0 sqft (E1) (United States Only) Grille: SDL w/Spacer, No Custom Grille, 7/8", Traditional (3W3H / 0W0H) Wrapping Information: Foldout Fins, Factory Applied, No Exterior Trim, 3 11/16", 5", Factory Applied, Pella Recommended Clearance, Perimeter Length = 188".</p>			

Rough Opening: 30 - 3/4" X 64 - 3/4"


Line #	Location:	Attributes	Item Price	Qty	Ext'd Price
30	Purple Room Front	Lifestyle, Double Hung, 30 X 64, Without HGP, White		2	
	 <p>PK # 2110</p> <p>Viewed From Exterior</p>	<p>1: 3064 Double Hung, Equal Frame Size: 30 X 64 General Information: No Package, Without Hinged Glass Panel, Clad, Pine, 5", 3 11/16", Jambliner Color: Gray Exterior Color / Finish: Standard Enduraclad, White Interior Color / Finish: Unfinished Interior Glass: Insulated Low-E Advanced Low-E Insulating Glass Argon Non High Altitude Hardware Options: Cam-Action Lock, Brown, No Limited Opening Hardware, Order Sash Lift, No Integrated Sensor Screen: Full Screen, White, InView™ Performance Information: U-Factor 0.30, SHGC 0.27, VLT 0.50, CPD PEL-N-35-00426-00003, Performance Class LC, PG 35, Calculated Positive DP Rating 35, Calculated Negative DP Rating 35, Year Rated 08/11, Clear Opening Width 26.812, Clear Opening Height 28.75, Clear Opening Area 5.35309, Egress Meets Typical for ground floor 5.0 sqft (E1) (United States Only) Grille: SDL w/Spacer, No Custom Grille, 7/8", Traditional (3W3H / 0W0H) Wrapping Information: Foldout Fins, Factory Applied, No Exterior Trim, 3 11/16", 5", Factory Applied, Pella Recommended Clearance, Perimeter Length = 188".</p>			


Rough Opening: 30 - 3/4" X 64 - 3/4"

For more information regarding the finishing, maintenance, service and warranty of all Pella® products, visit the Pella® website at www.pella.com

Line #	Location	Attributes	Item Price	Qty	Ext'd Price
35	Purple Room Side	Lifestyle, Double Hung, 30 X 64, Without HGP, White		1	
	 <p>PK # 2110 Viewed From Exterior</p>	<p>1: 3064 Double Hung, Equal Frame Size: 30 X 64 General Information: No Package, Without Hinged Glass Panel, Clad, Pine, 5", 3 11/16", Jambliner Color: Gray Exterior Color / Finish: Standard Enduraclad, White Interior Color / Finish: Unfinished Interior Glass: Insulated Low-E Advanced Low-E Insulating Glass Argon Non High Altitude Hardware Options: Cam-Action Lock, Brown, No Limited Opening Hardware, Order Sash Lift, No Integrated Sensor Screen: Full Screen, White, InView™ Performance Information: U-Factor 0.30, SHGC 0.27, VLT 0.50, CPD PEL-N-35-00426-00003, Performance Class LC, PG 35, Calculated Positive DP Rating 35, Calculated Negative DP Rating 35, Year Rated 08[11, Clear Opening Width 26.812, Clear Opening Height 28.75, Clear Opening Area 5.35309, Egress Meets Typical for ground floor 5.0 sqft (E1) (United States Only) Grille: SDL w/Spacer, No Custom Grille, 7/8", Traditional (3W3H / 0W0H) Wrapping Information: Foldout Fins, Factory Applied, No Exterior Trim, 3 11/16", 5", Factory Applied, Pella Recommended Clearance, Perimeter Length = 188".</p>			

Rough Opening: 30 - 3/4" X 64 - 3/4"

Line #	Location	Attributes	Item Price	Qty	Ext'd Price
45	None Assigned	Wood Products 2 1/2 Colonial 2, Length: 96, Unfinished Wood. Wood Type: Pine		12	
	 <p>PK # 2108 Viewed From Exterior</p>	<p>1: Accessory Frame Size: 1 X 1 General Information: Pine, 2 1/2 Colonial 2 Interior Color / Finish: Unfinished Wood Interior Wrapping Information: Perimeter Length = 0".</p>			

Line #	Location	Attributes	Item Price	Qty	Ext'd Price
50	None Assigned	3 1/2" w/kerf Solid Jamb Extension, Length: 96, Unfinished Wood. Wood Type: Pine		12	
	 <p>PK # 2108 Viewed From Exterior</p>	<p>1: Accessory Frame Size: 1 X 1 General Information: Pine, 3 1/2" w/kerf Solid Jamb Extension Interior Color / Finish: Unfinished Wood Interior Wrapping Information: Perimeter Length = 0".</p>			

For more information regarding the finishing, maintenance, service and warranty of all Pella® products, visit the Pella® website at www.pella.com