

# 85 Chicago Boulevard

Prepared by Johnny Merehouyias

Alexandria Windows, Doors, Metal Roofing LLC



# Proposals Approved on 3-10-2021

- Removal and replacement underlayments
  - New Underlayment manufactured by Isaiah Industries
  - Material made specific for Metal roofing, but any type of roof material can be installed over the underlayment.
  - Made to last beyond the life of the roof.
- Replacement of all rotted and broken roof sheathing boards
  - Boards will be replaced with new wood boards, not plywood.

# Proposals Requiring Approval

- Removal and replacement of all remaining fascia boards.
  - Replaced with Common Pine Boards (non-specific manufacturing)
- Installation of aluminum clad over all newly installed fascia boards.
  - MFG: Quality Aluminum Products
- Removal and replacement of all remaining soffit boards.
  - Replaced with Common Pine Boards (non-specific manufacturing)
- Installation of aluminum soffits over all newly installed soffit boards.
  - MFG: Quality Aluminum Products
- Installation of new metal roofing system
  - MFG: Isaiah Industries (Classic Metal Roofing Systems)
- Installation of new gutter system
  - MFG: Quality Aluminum Products

Mold growth



Water stains

Light is entering from holes where soffits are completely rotted out and birds are entering



Water stains



Mold growth



Electrical wire  
running over  
water stained  
wood boards





Broken Rafter Board



Water stains



Mold growth



Rotted  
Sheathing Board

Water stains



Mold growth




Rotted Sheathing Board



Water stains



A close-up photograph of wooden planks. The top plank is dark brown and shows a dark, wet stain. Below it, a lighter-colored plank has a white, fuzzy mold growth. A red circle highlights a nail on the right plank that is heavily rusted. Red arrows point from text labels to these specific areas.

Active Water  
Leak


Rusted nails.  
Shows excessive  
moisture build up  
over time.

Mold Growth

Mold Growth



Water stains



Rusted nails.  
Shows excessive  
moisture build up  
over time.



Water stains

Mold Growth

Water stains



Light is entering from holes  
where soffits are completely  
rotted out and birds are entering



“Woodchips” are pieces of the rotted wood that has fallen off the sheathing or come from the soffits

Light is entering from holes where soffits are completely rotted out and birds are entering

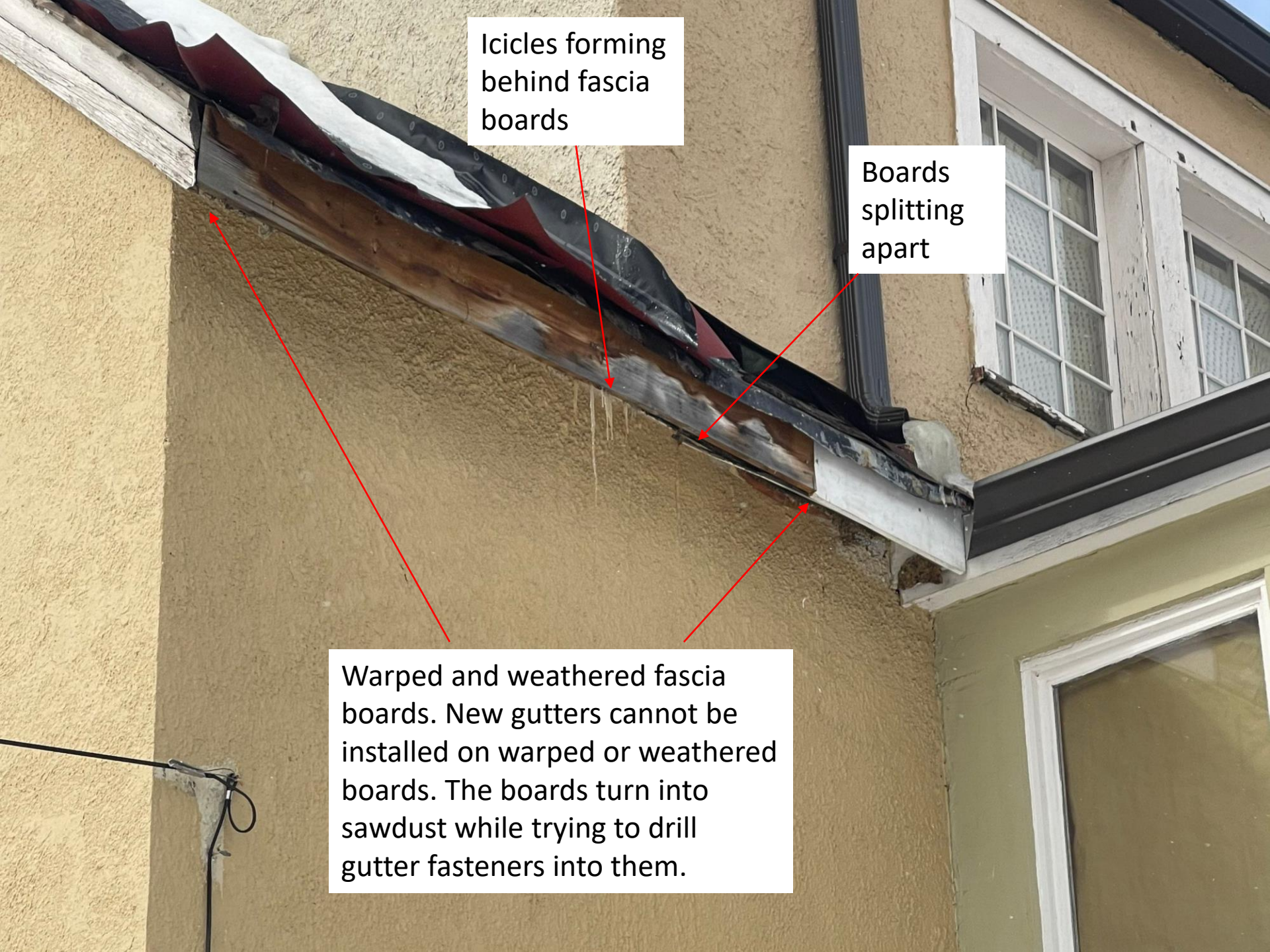






# Proposals Needing Approval (1/6)

- Removal and replacement of all remaining fascia boards.
  - Existing fascia boards are completely weathered beyond repair, and have been warped due to water leaks, inadequate sealing since their installation in 1915.
  - New boards will also be installed where existing boards have rotted away entirely and are no longer present.
  - New gutter system cannot be attached to the existing boards as there is nothing left to screw into.



Icicles forming  
behind fascia  
boards

Boards  
splitting  
apart

Warped and weathered fascia boards. New gutters cannot be installed on warped or weathered boards. The boards turn into sawdust while trying to drill gutter fasteners into them.

Current Metal  
Flashings  
nailed onto  
Fascia Boards





Current fascia boards  
are warped and not  
square anymore



New fascia boards will be installed so water flows into the gutters, not behind gutters.

Existing fascia boards have had constant contact with water for the past 106 years and are weathered beyond repair.

Current Metal  
Flashings  
nailed onto  
Fascia Boards

Missing fascia boards  
where gutters have  
fallen off





Bird nest  
in soffits



Current Metal  
Flashings  
nailed onto  
Fascia Boards



Current Metal  
Flashings  
nailed onto  
Fascia Boards







Rotted  
fascia  
boards




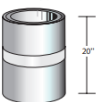


# Proposals Needing Approval (2/6)

- Installation of aluminum clad over all newly installed fascia boards
  - **The remaining fascia boards have a poorly installed metal clad on them currently**
  - Wood boards must be maintained and painted over every few years to prevent decay. Properly installed aluminum clad does not require maintenance.
  - We propose the installation of new aluminum clad over all of the new fascia boards to ensure this does not need to be revisited for many years to come.

# ROLL FLASHING

| ALUMINUM MILL FINISH  |                     |                               |             |             |       |      |       |             |
|---|---------------------|-------------------------------|-------------|-------------|-------|------|-------|-------------|
|   | Economy Code (.009) | Description                   | Pallet Qty. | Length Feet | Color | Type | Gauge | Weight Lbs. |
|  | RF 8x10 EC MILL     | 8 x 10 Aluminum Economy Mill  | 50          | 10          | Bare  | Econ | .009  | 0.76        |
|   | RF 8x25 EC MILL     | 8 x 25 Aluminum Economy Mill  | 50          | 25          |       | Econ | .009  | 1.90        |
|   | RF 8x50 EC MILL     | 8 x 50 Aluminum Economy Mill  | 50          | 50          |       | Econ | .009  | 3.80        |
|  | RF 10x10 EC MILL    | 10 x 10 Aluminum Economy Mill | 50          | 10          | Bare  | Econ | .009  | 0.96        |
|   | RF 10x25 EC MILL    | 10 x 25 Aluminum Economy Mill | 50          | 25          |       | Econ | .009  | 2.40        |
|   | RF 10x50 EC MILL    | 10 x 50 Aluminum Economy Mill | 50          | 50          |       | Econ | .009  | 4.80        |
|  | RF 14x10 EC MILL    | 14 x 10 Aluminum Economy Mill | 50          | 10          | Bare  | Econ | .009  | 1.34        |
|   | RF 14x25 EC MILL    | 14 x 25 Aluminum Economy Mill | 50          | 25          |       | Econ | .009  | 3.35        |
|   | RF 14x50 EC MILL    | 14 x 50 Aluminum Economy Mill | 50          | 50          |       | Econ | .009  | 6.70        |
|  | RF 20x10 EC MILL    | 20 x 10 Aluminum Economy Mill | 50          | 10          | Bare  | Econ | .009  | 1.90        |
|   | RF 20x25 EC MILL    | 20 x 25 Aluminum Economy Mill | 50          | 25          |       | Econ | .009  | 4.75        |
|   | RF 20x50 EC MILL    | 20 x 50 Aluminum Economy Mill | 50          | 50          |       | Econ | .009  | 9.50        |

| ALUMINUM MILL FINISH  |                      |                                |             |             |       |      |       |             |
|---|----------------------|--------------------------------|-------------|-------------|-------|------|-------|-------------|
|   | Standard Code (.011) | Description                    | Pallet Qty. | Length Feet | Color | Type | Gauge | Weight Lbs. |
|    | RF 8x10 STD MILL     | 8 x 10 Aluminum Standard Mill  | 50          | 10          | Bare  | Std  | .011  | 1.00        |
|   | RF 8x25 STD MILL     | 8 x 25 Aluminum Standard Mill  | 50          | 25          |       | Std  | .011  | 2.50        |
|   | RF 8x50 STD MILL     | 8 x 50 Aluminum Standard Mill  | 50          | 50          |       | Std  | .011  | 5.00        |
|  | RF 10x10 STD MILL    | 10 x 10 Aluminum Standard Mill | 50          | 10          | Bare  | Std  | .011  | 1.24        |
|   | RF 10x25 STD MILL    | 10 x 25 Aluminum Standard Mill | 50          | 25          |       | Std  | .011  | 3.10        |
|   | RF 10x50 STD MILL    | 10 x 50 Aluminum Standard Mill | 50          | 50          |       | Std  | .011  | 6.20        |
|  | RF 14x10 STD MILL    | 14 x 10 Aluminum Standard Mill | 50          | 10          | Bare  | Std  | .011  | 1.78        |
|   | RF 14x25 STD MILL    | 14 x 25 Aluminum Standard Mill | 50          | 25          |       | Std  | .011  | 4.45        |
|   | RF 14x50 STD MILL    | 14 x 50 Aluminum Standard Mill | 50          | 50          |       | Std  | .011  | 8.90        |
|  | RF 20x10 STD MILL    | 20 x 10 Aluminum Standard Mill | 50          | 10          | Bare  | Std  | .011  | 2.50        |
|   | RF 20x25 STD MILL    | 20 x 25 Aluminum Standard Mill | 50          | 25          |       | Std  | .011  | 6.25        |
|   | RF 20x50 STD MILL    | 20 x 50 Aluminum Standard Mill | 50          | 50          |       | Std  | .011  | 12.50       |

# Proposed Fascia Color



**818 - BRONZE**

Finished Look (before gutters)



# Finished Look (before gutters)





Finished Look (gutters attach to fascia)



Finished Look (gutters attach to fascia)




Finished Look (gutters attach to fascia)



# Proposals Needing Approval (3/6)

- Removal and replacement of all remaining soffit boards.
  - Existing boards are completely weathered beyond repair, and have been warped due to water leaks, cracked due to the immense weight of the clay roof, and many boards have mold on the back, inside of the attic.
  - Many boards are missing, with multiple holes having formed around the perimeter of the home allowing for birds to enter the attic.
  - New boards will also be installed where existing boards have rotted away entirely and are no longer present.



Soffit boards warped and no longer flat. Need to be completely replaced because wood supporting soffits has rotted out behind the soffits.

Portions of the original metal clad on the fascia that has rusted and is falling off

Soffit boards have warped due to water infiltration



Soffit boards have warped due to water infiltration




Soffit boards have warped due to water infiltration





Soffit boards have warped due to water infiltration

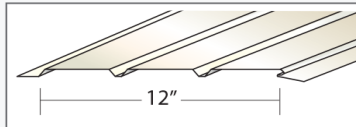


# Proposals Needing Approval (4/6)

- Installation of aluminum clad over all newly installed soffit boards.
  - Wood boards must be maintained and painted over every few years to prevent decay.
  - We propose the installation of new aluminum clad over all of the new fascia boards to ensure this does not need to be revisited for many years to come.

# V-GROOVE SOFFIT

## SVPT4



### TRIPLE FOUR SOLID V-PANEL

CW01 Colonial White  
112 Tuxedo Gray  
138 Bone  
200 Black  
202 Royal Brown  
204 Grecian Green  
214 Woodland Green  
223 Imperial Brown  
238 Hickory/336 Clay  
250 Musket Brown  
280 White  
325 Sandstone Beige  
327 Desert Tan  
355 Light Maple  
360 Terratone  
422 Pebblestone Clay  
713 Wicker  
791 Norwegian Wood  
792 Heather  
793 Sandcastle  
801 Almond  
805 Pewter/397  
817 Cream/326  
**818 Bronze**  
819 Herringbone  
820 Cranberry  
841 Buckskin  
901 Ivory

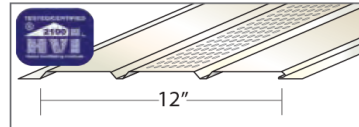
*Special colors available • 5 carton min.*

#### CARTON CONTENTS

- 16 Pieces • 12 Ft. Lengths
- To Cover 192 Sq. Ft. • 57 Lbs.

## CVPT4

NFA 5.0



### TRIPLE FOUR CENTER VENT V-PANEL

CW01 Colonial White  
112 Tuxedo Gray  
138 Bone  
200 Black  
202 Royal Brown  
204 Grecian Green  
214 Woodland Green  
223 Imperial Brown  
238 Hickory/336 Clay  
250 Musket Brown  
280 White  
325 Sandstone Beige  
327 Desert Tan  
355 Light Maple  
360 Terratone  
422 Pebblestone Clay  
713 Wicker  
791 Norwegian Wood  
792 Heather  
793 Sandcastle  
801 Almond  
805 Pewter/397  
817 Cream/326  
818 Bronze  
819 Herringbone  
820 Cranberry  
841 Buckskin  
901 Ivory

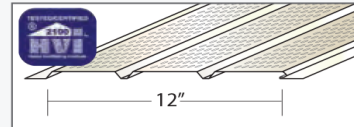
*Special colors available • 5 carton min.*

#### CARTON CONTENTS

- 16 Pieces • 12 Ft. Lengths
- To Cover 192 Sq. Ft. • 57 Lbs.

## LVPT4

NFA 23.2



### TRIPLE FOUR LANCED V-PANEL

CW01 Colonial White  
112 Tuxedo Gray  
138 Bone  
200 Black  
202 Royal Brown  
204 Grecian Green  
214 Woodland Green  
223 Imperial Brown  
238 Hickory/336 Clay  
250 Musket Brown  
280 White  
325 Sandstone Beige  
327 Desert Tan  
355 Light Maple  
360 Terratone  
422 Pebblestone Clay  
713 Wicker  
791 Norwegian Wood  
792 Heather  
793 Sandcastle  
801 Almond  
805 Pewter/397  
817 Cream/326  
818 Bronze  
819 Herringbone  
820 Cranberry  
841 Buckskin  
901 Ivory

*Special colors available • 5 carton min.*

#### CARTON CONTENTS

- 16 Pieces • 12 Ft. Lengths
- To Cover 192 Sq. Ft. • 57 Lbs.

## BST4 | BCVT4 | BLT4

### BUILDERS GRADE T4 SOFFIT

### TRIPLE FOUR V-PANEL SOLID/CENTER VENT/ LANCED

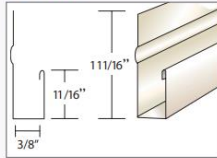
202 Royal Brown  
238 Hickory  
280 White  
713 Wicker  
795 Mocha

#### CARTON CONTENTS

- 16 Pieces • 12 Ft. Lengths
- To Cover 192 Sq. Ft. • 50 Lbs.

# SOFFIT ACCESSORIES

## WFJ38



### 3/8" J CHANNEL MOULDING

CW01 Colonial White  
 112 Tuxedo Gray  
 138 Bone  
 200 Black  
 202 Royal Brown  
 204 Grecian Green  
 214 Woodland Green  
 223 Imperial Brown  
 238 Hickory  
 250 Musket Brown  
 280 White  
 325 Sandstone Beige  
 327 Desert Tan  
 355 Light Maple  
 360 Terratone  
 422 Pebblestone Clay  
 713 Wicker  
 791 Norwegian Wood  
 792 Heather  
 793 Sandcastle  
 795 Mocha  
 801 Almond  
 805 Pewter  
 817 Cream  
 818 Bronze  
 819 Herringbone  
 820 Cranberry  
 841 Buckskin  
 901 Ivory

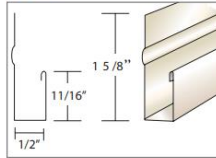
#### CARTON CONTENTS

*White:* • 50 Pieces • 12 Ft. Lengths  
 600 Ft. Per Carton • 32 Lbs.

*Colors:* • 25 Pieces • 12 Ft. Lengths  
 300 Ft. Per Carton • 17 Lbs.

*Use with T4/Q4*

## WFJ5



### 1/2" J CHANNEL MOULDING

CW01 Colonial White  
 102 Pearl Gray  
 112 Tuxedo Gray  
 138 Bone  
 200 Black  
 202 Royal Brown  
 204 Grecian Green  
 214 Woodland Green  
 223 Imperial Brown  
 238 Hickory  
 250 Musket Brown  
 280 White  
 325 Sandstone Beige  
 327 Desert Tan  
 355 Light Maple  
 360 Terratone  
 713 Wicker  
 791 Norwegian Wood  
 792 Heather  
 793 Sandcastle  
 801 Almond  
 805 Pewter  
 817 Cream  
 818 Bronze  
 819 Herringbone  
 820 Cranberry  
 821 Ivy  
 822 Pacific Blue  
 841 Buckskin  
 901 Ivory

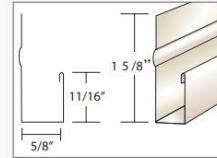
#### CARTON CONTENTS

*White:* • 50 Pieces • 12 Ft. Lengths  
 600 Ft. Per Carton • 35 Lbs.

*Colors:* • 25 Pieces • 12 Ft. Lengths  
 300 Ft. Per Carton • 19 Lbs.

*Use with D5/D6*

## J58



### 5/8" J CHANNEL MOULDING

*Certaineed/Wolverine Colors*

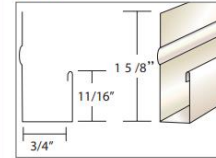
CW01 Colonial White  
 102 Pearl Gray  
 202 Royal Brown  
 223 Imperial Brown  
 224 Woodstock Tan  
 238 Hickory  
 250 Musket Brown  
 280 White  
 325 Sandstone Beige  
 327 Desert Tan  
 335 Barn Red  
 355 Light Maple  
 713 Wicker  
 791 Norwegian Wood  
 793 Sandcastle  
 801 Almond  
 805 Pewter  
 817 Cream  
 819 Herringbone  
 841 Buckskin  
 901 Ivory

#### CARTON CONTENTS

• 25 Pieces • 12 Ft. Lengths  
 • 300 Ft. Per Carton • 19 Lbs.

*Use with Aluminum Siding/Vinyl Soffit*

## XWJ



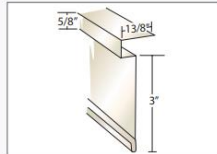
### 3/4" J CHANNEL MOULDING

CW01 Colonial White  
 202 Royal Brown  
 214 Woodland Green  
 238 Hickory  
 250 Musket Brown  
 280 White  
 325 Sandstone Beige  
 327 Desert Tan  
 355 Light Maple  
 360 Terratone  
 713 Wicker  
 791 Norwegian Wood  
 801 Almond  
 805 Pewter  
 817 Cream  
 819 Herringbone  
 841 Buckskin  
 901 Ivory

#### CARTON CONTENTS

• 25 Pieces • 12 Ft. Lengths  
 • 300 Ft. Per Carton • 23 Lbs.

## SR58



### 5/8" SOFFIT RECEIVER

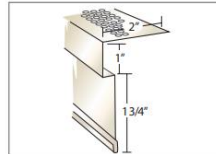
230 Beige  
 238 Hickory  
 280 White

#### CARTON CONTENTS

• 20 Pieces • 10 Ft. Lengths  
 • 200 Ft. Per Carton  
 • 25 Lbs.

## VSR1

NFA 4.2



### SOFFIT RECEIVER

*Per Square Inch/Per Lin Ft.*

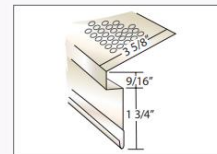
230 Beige  
 238 Hickory  
 280 White

#### CARTON CONTENTS

• 20 Pieces • 10 Ft. Lengths  
 • 200 Ft. Per Carton  
 • 20 Lbs.

## VSR92

NFA 9.2



### SOFFIT RECEIVER

*Per Square Inch/Per Lin Ft.*

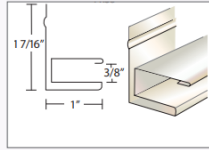
230 Beige  
 238 Hickory  
 280 White

#### CARTON CONTENTS

• 20 Pieces • 10 Ft. Lengths  
 • 200 Ft. Per Carton  
 • 20 Lbs.

# SOFFIT ACCESSORIES

## FR38



### 3/8" FRIEZE RUNNER

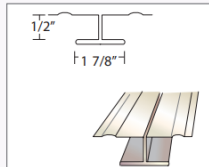
- CW01 Colonial White
- 112 Tuxedo Gray
- 138 Bone
- 200 Black
- 202 Royal Brown
- 204 Grecian Green
- 214 Woodland Green
- 223 Imperial Brown
- 238 Hickory
- 250 Musket Brown
- 280 White
- 325 Sandstone Beige
- 327 Desert Tan
- 355 Light Maple
- 360 Terratone
- 422 Pebblestone Clay
- 713 Wicker
- 791 Norwegian Wood
- 792 Heather
- 793 Sandcastle
- 795 Mocha
- 801 Almond
- 805 Pewter
- 817 Cream
- 818 Bronze
- 819 Herringbone
- 820 Cranberry
- 841 Buckskin
- 901 Ivory

#### CARTON CONTENTS

- 25 Pieces • 12 Ft. Lengths
- 300 Ft. Per Carton • 35 Lbs.

Use with T4 & Q4 Soffit

## DCR19



### DOUBLE CHANNEL RUNNER

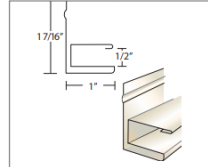
- 238 Hickory
- 280 White
- 713 Wicker

Special colors available • 3 carton min.  
Custom Bent Only

#### CARTON CONTENTS

- 10 Pieces • 10 Ft. Lengths
- 100 Ft. Per Carton • 17 Lbs.

## FR119



### 1/2" FRIEZE RUNNER

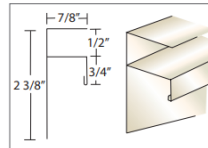
- CW01 Colonial White
- 102 Pearl Gray
- 112 Tuxedo Gray
- 200 Black
- 202 Royal Brown
- 204 Grecian Green
- 223 Imperial Brown
- 238 Hickory
- 250 Musket Brown
- 280 White
- 325 Sandstone Beige
- 360 Terratone
- 713 Wicker
- 801 Almond
- 818 Bronze
- 819 Herringbone
- 820 Cranberry
- 821 Ivy
- 822 Pacific Blue
- 841 Buckskin

#### CARTON CONTENTS

- 25 Pieces • 12 Ft. Lengths
- 300 Ft. Per Carton • 35 Lbs.

Use with D5 & D6 Soffit

## FANDJ



### COMBINATION CHANNEL

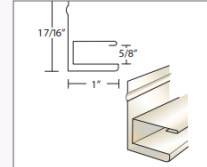
- 112 Tuxedo Gray
- 202 Royal Brown
- 214 Woodland Green
- 238 Hickory
- 280 White

Special colors available • 3 carton min.  
Custom Bent Only

#### CARTON CONTENTS

- 20 Pieces • 10 Ft. Lengths
- 200 Ft. Per Carton • 24 Lbs.

## FR58



### 5/8" FRIEZE RUNNER

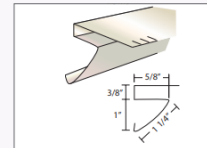
- CW01 Colonial White
- 202 Royal Brown
- 238 Hickory
- 250 Musket Brown
- 280 White
- 360 Terratone
- 713 Wicker
- 791 Norwegian Wood

#### CARTON CONTENTS

- 25 Pieces • 10 Ft. Lengths
- 250 Ft. Per Carton • 35 Lbs.

Use with Vinyl Soffit

## RCM19



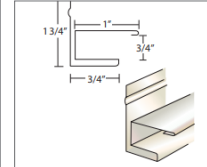
### CROWN MOULDING

- 202 Royal Brown
- 214 Woodland Green
- 238 Hickory
- 250 Musket Brown
- 280 White
- 713 Wicker
- 791 Norwegian Wood
- 793 Sandcastle
- 801 Almond
- 805 Pewter/St. Gray
- 819 Herringbone

#### CARTON CONTENTS

- 25 Pieces • 12 Ft. Lengths
- 300 Ft. Per Carton • 27 Lbs.

## FR34



### 3/4" FRIEZE RUNNER


- CW01 Colonial White
- 238 Hickory
- 280 White
- 713 Wicker

Custom Bent Only

#### CARTON CONTENTS

- 25 Pieces • 10 Ft. Lengths
- 250 Ft. Per Carton • 35 Lbs.

# Soffit Panel Dimensions



# Finished Look



# Finished Look





# Proposals Needing Approval (5/6)

- Installation of new metal roofing system

- Proposed Product: GrandeTile manufactured by Classic Metal Metal Roofing Systems (subsidiary of Isaiah Industries)

- **THIS EXACT PRODUCT WAS RECOMMENDED BY STAFF ON 2-18-2021 VIA EMAIL, AND ALSO LISTED IN THE HDC STAFF REPORT ON 3-9-2021 AS A RECOMMENDED PRODUCT TO USE.**

- Upon review of the current application, staff did reach out to the applicant/homeowner to express their concern that the proposed new metal roofing product did not adequately replicate the barrel clay tile that was removed without approval because it replicates a wood shake. Staff did recommend that the applicant explore the following option, which more closely resembles the Spanish / barrel style tile: <https://www.americanmetalroofs.com/products/terra-tile/>

# GrandeTile Features

## Measurements

Single course panels have an exposure height of 13.75”.

Double course panels have an exposure height of 27.75”.

Panels can be cut to length, and the maximum panel length is 19’.

## Weight

GrandeTile Weight: 67 lbs./square

- Total Approximate weight: 1675 lbs. (0.75 metric tons)

Average Clay Roof Weight: 700-1500 lbs./square

- Total Approximate weight 17,500 to 37,500 lbs. (8 to 17 metric tons)

## Strength

All panels, including, pre-formed accessories and flashings and matching coil stock are made of .032” 3105 H24 aluminum alloy sheet stock with a yield strength of 26,400 psi. and tensile strength on 27,700 psi.

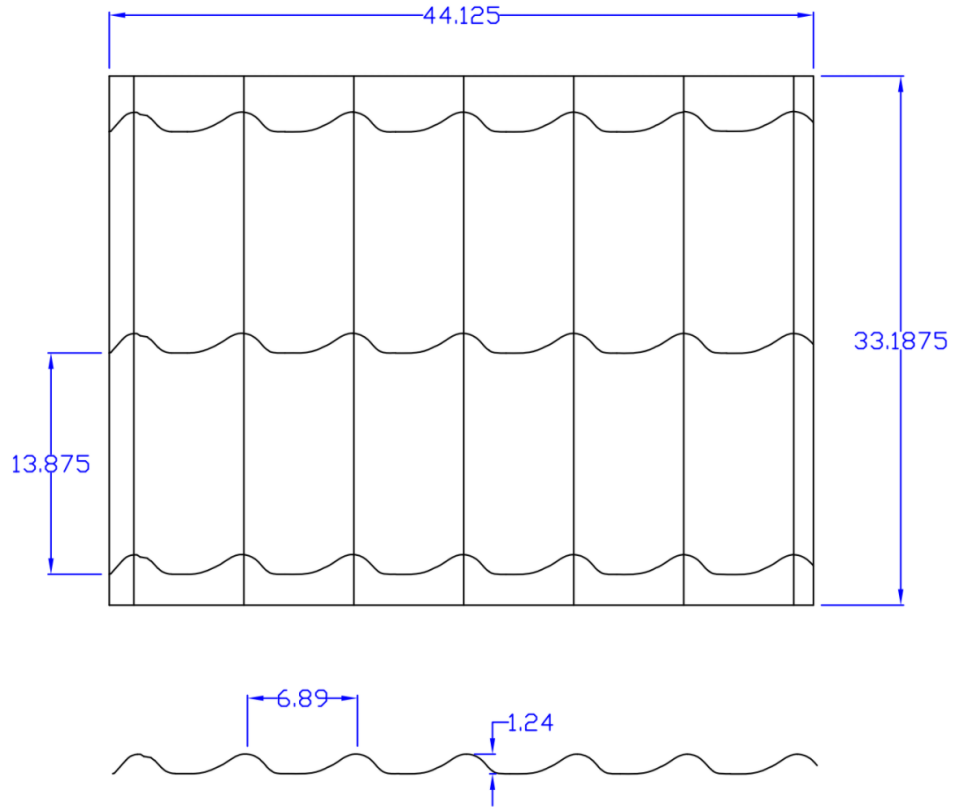
## Finish

Grande Tile panels are coated with a baked-on protective primer and a Kynar 500® or Hylar 5000® PVDF topcoat to provide a high-quality finish. Kynar 500® and Hylar 5000® PVDF resin-based finishes are trade names for polyvinylidene fluoride resin. The backs of the panels are finished with a protective clear coat.

## Additional Materials

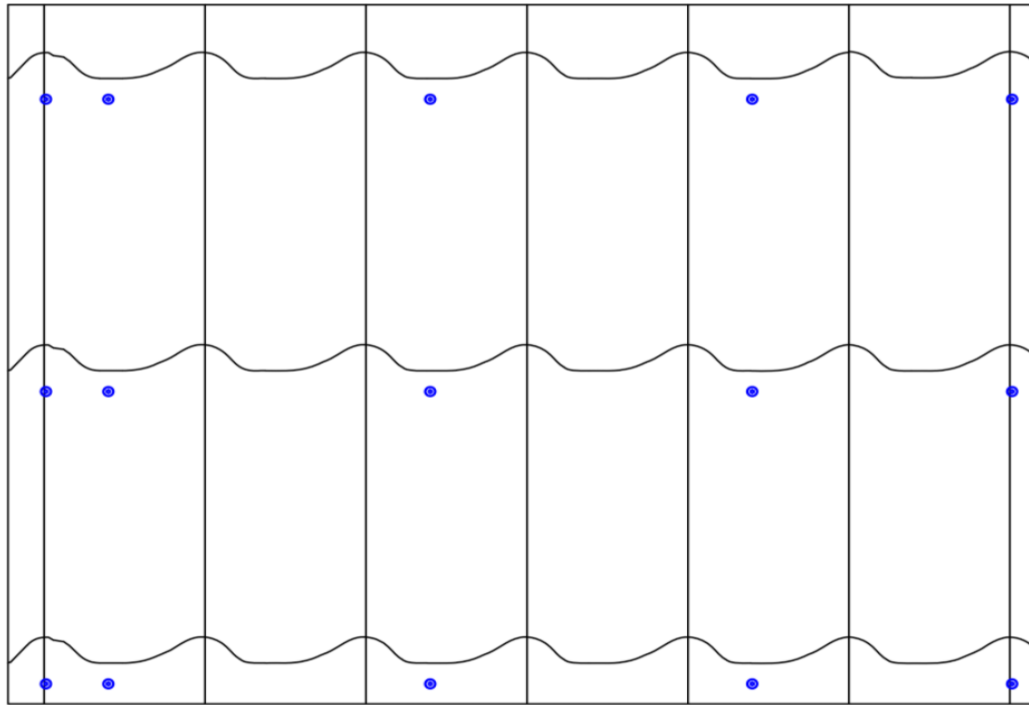
Other materials available from the manufacturer include color matching high-temperature silicone sealant, underlayment, touch-up paint, pipe flashings, and stainless steel screws all made to blend with the roofing tiles.

| Revision | Description | Date |
|----------|-------------|------|
|----------|-------------|------|



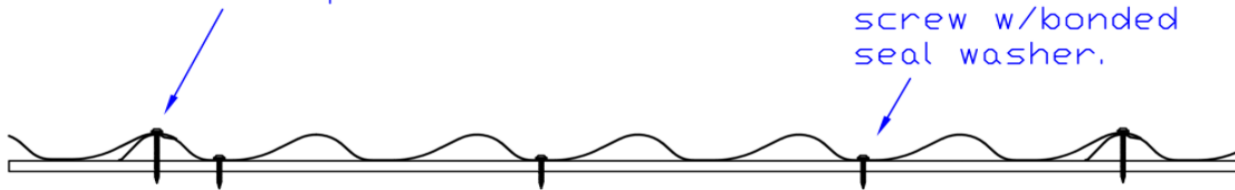
|             |                                   |
|-------------|-----------------------------------|
| Exposure    | 41.375' x various                 |
| Metal       | 3105 H24 ASTM B209 aluminum alloy |
| Thickness   | .032"                             |
| Strip width | 48"                               |

|                          |                              |
|--------------------------|------------------------------|
| Drawn By:<br>Eric Voress | Isalah Industries, Inc.      |
| Date: 10/10/2013         | Part Name: Grande Tile Panel |
| Scale: 1:10              | Part Number: L-601           |



2.5" stainless steel screw  
w/bonded seal washer at  
the vertical laps.

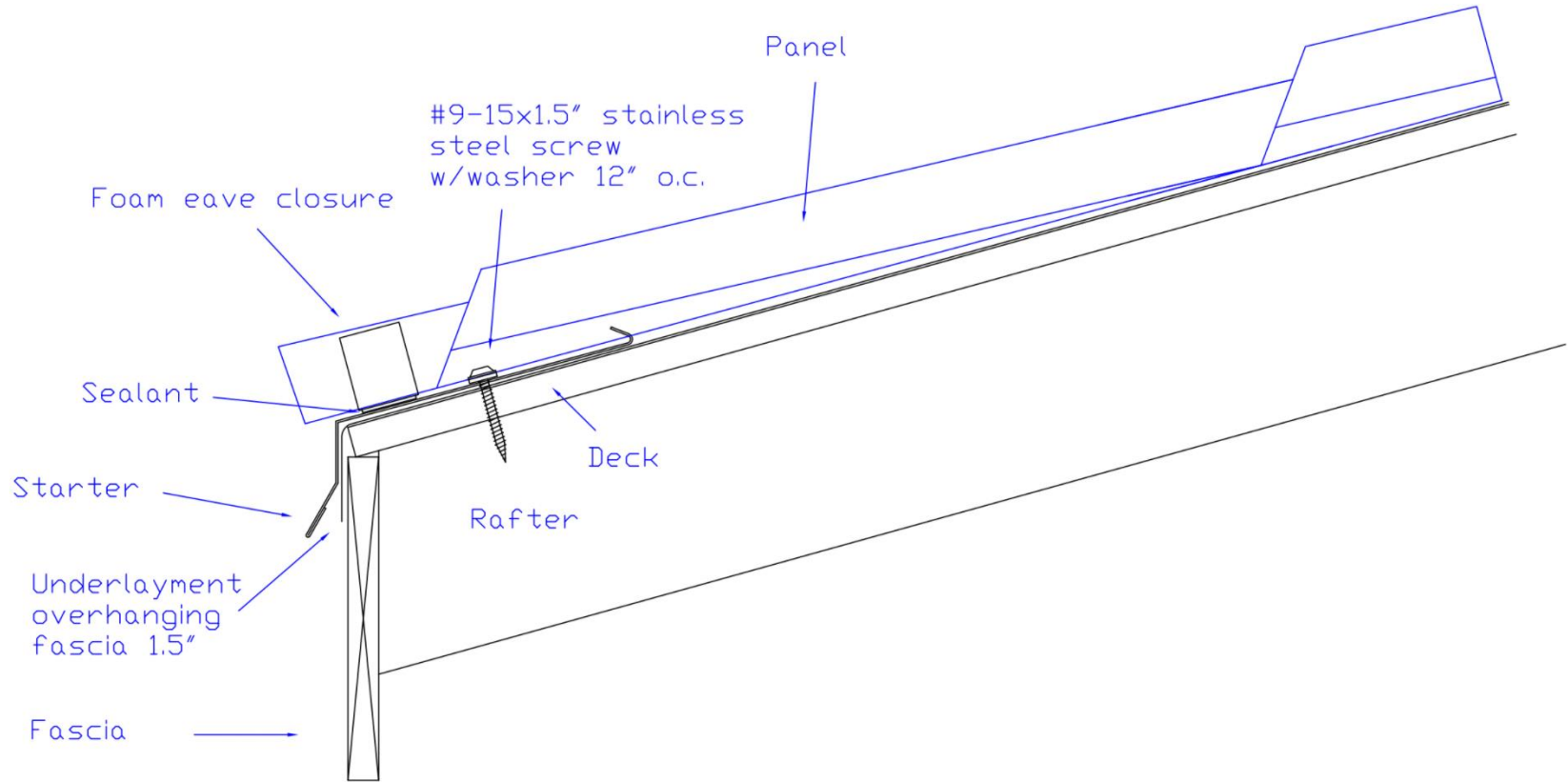
1.5" stainless steel  
screw w/bonded  
seal washer.



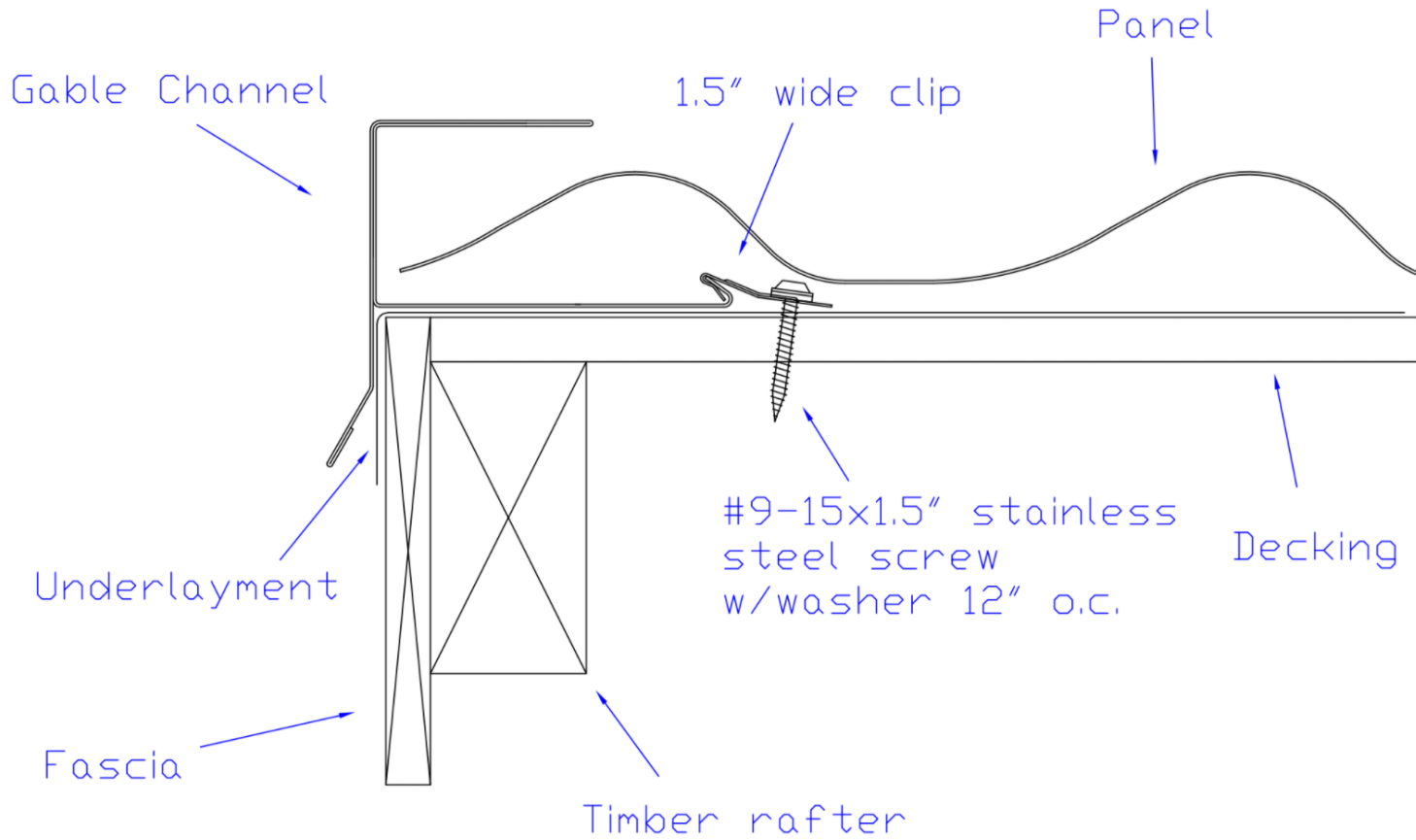
Standard and Miami-Dade field  
condition attachment pattern.

Fasteners on every course.

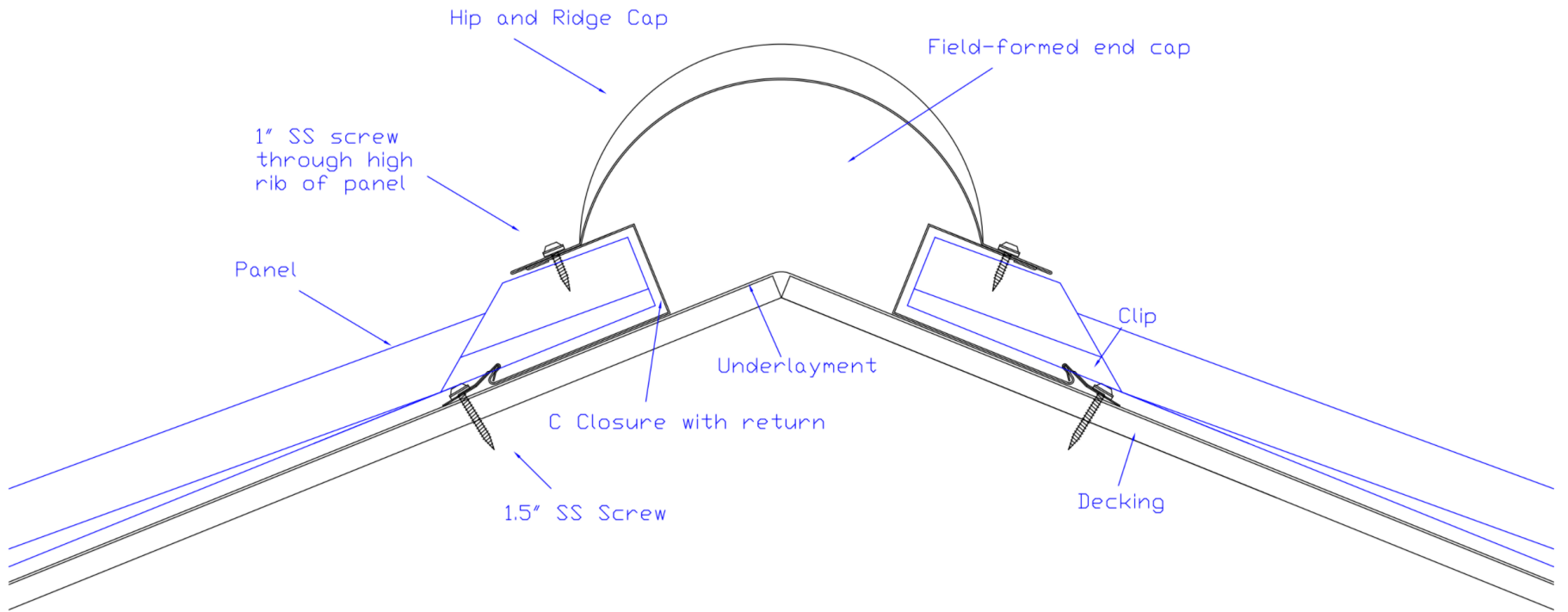
# Eave Detail



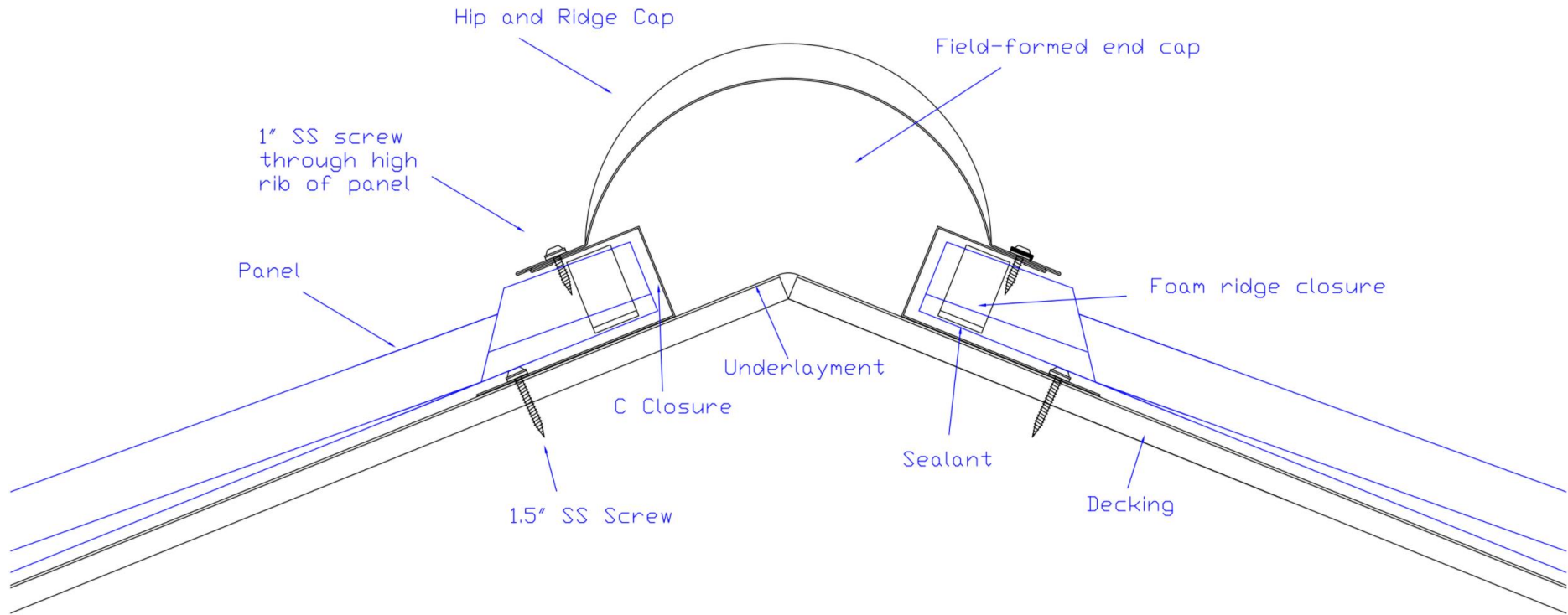
# Gable Detail



# Hip Detail

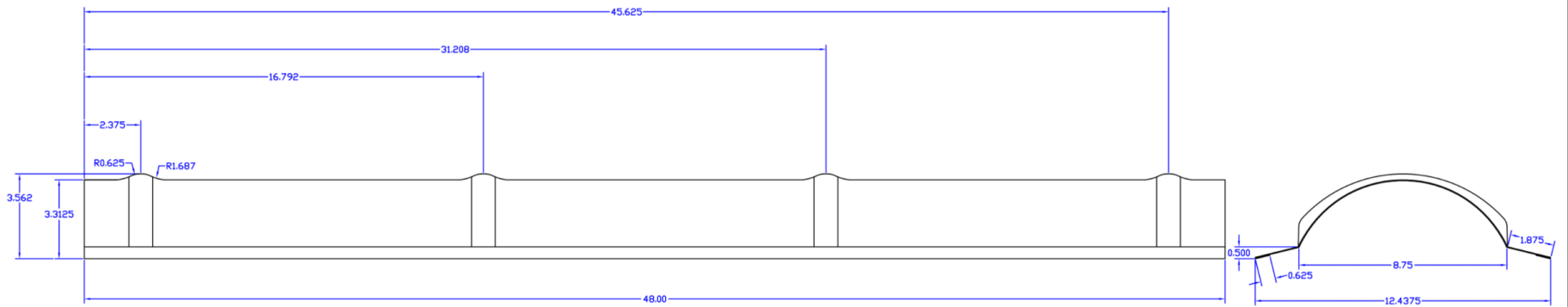


# Ridge Detail





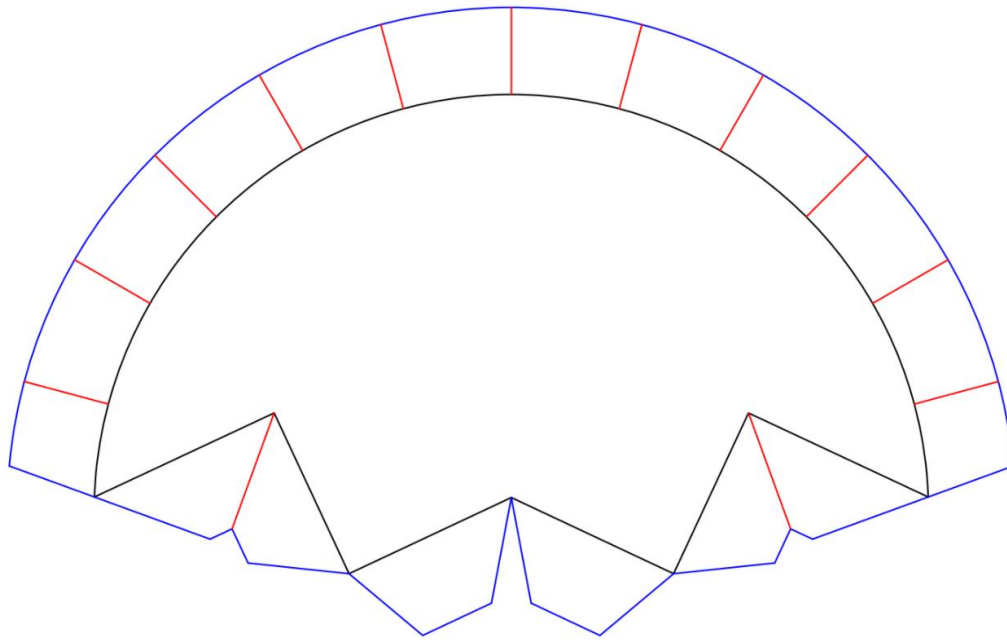
|           |              |       |
|-----------|--------------|-------|
| Revision: | Description: | Date: |
|-----------|--------------|-------|



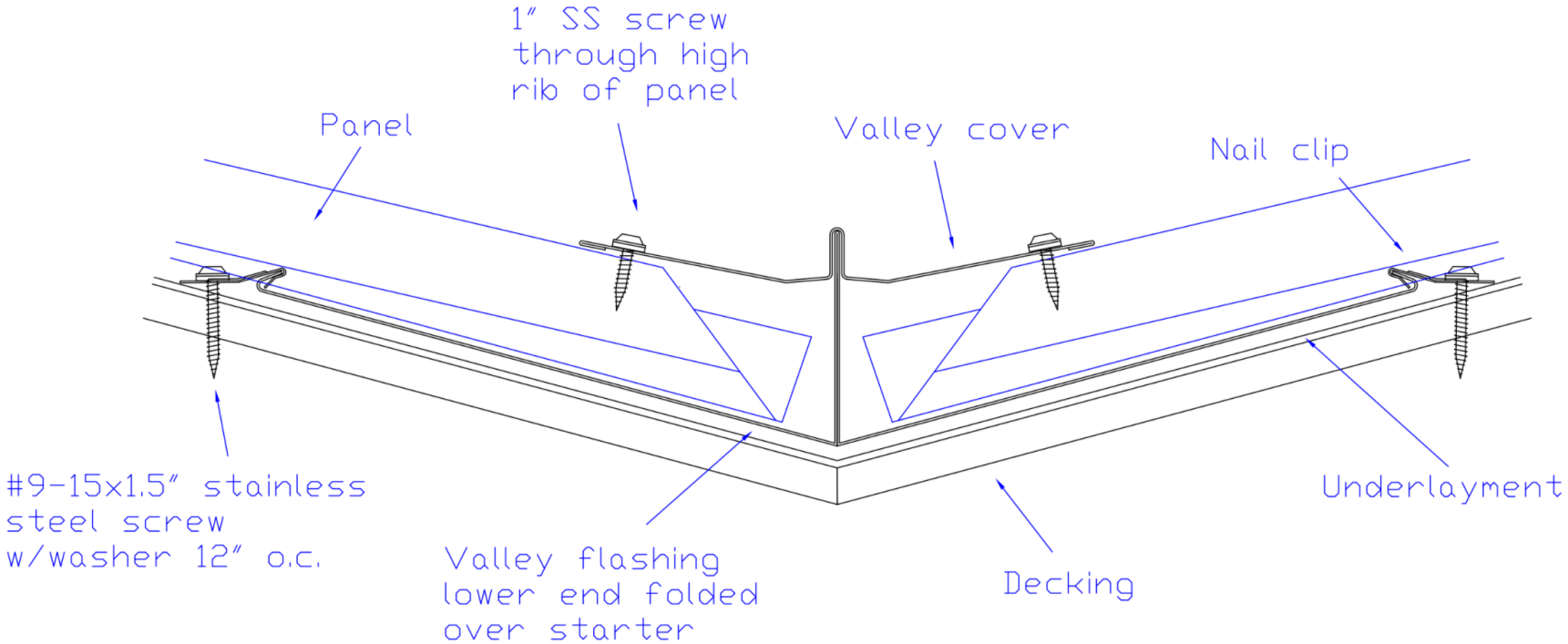
|                  |                                   |
|------------------|-----------------------------------|
| Material:        | 3105 H24 ASTM B209 aluminum alloy |
| Metal thickness: | .032"                             |
| Strip width:     | 15'                               |
| Tolerance:       | All dimensions +/- .032"          |

|                          |                          |
|--------------------------|--------------------------|
| Drawn By:<br>Eric Voress | Isalah Industries, Inc.  |
| Date: 1/24/2017          | Part Name: Hip ridge cap |
| Scale: 1:4               | Part Number: 607         |

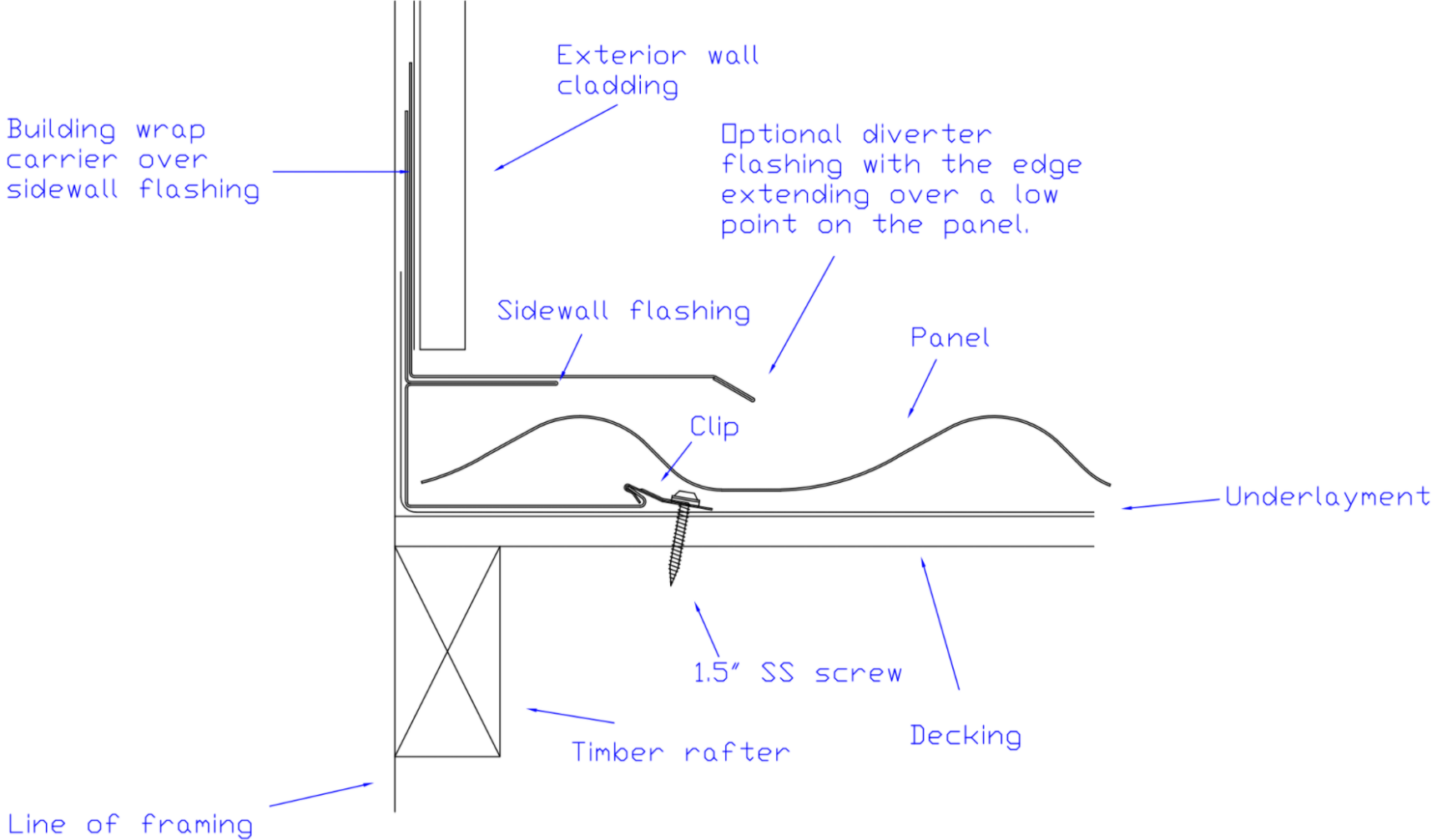
The black lines are the outline of the installed ridge cap and accessories.  
The blue lines show extra metal to be folded back 90 degrees into the assembly.  
The red lines are cut lines.



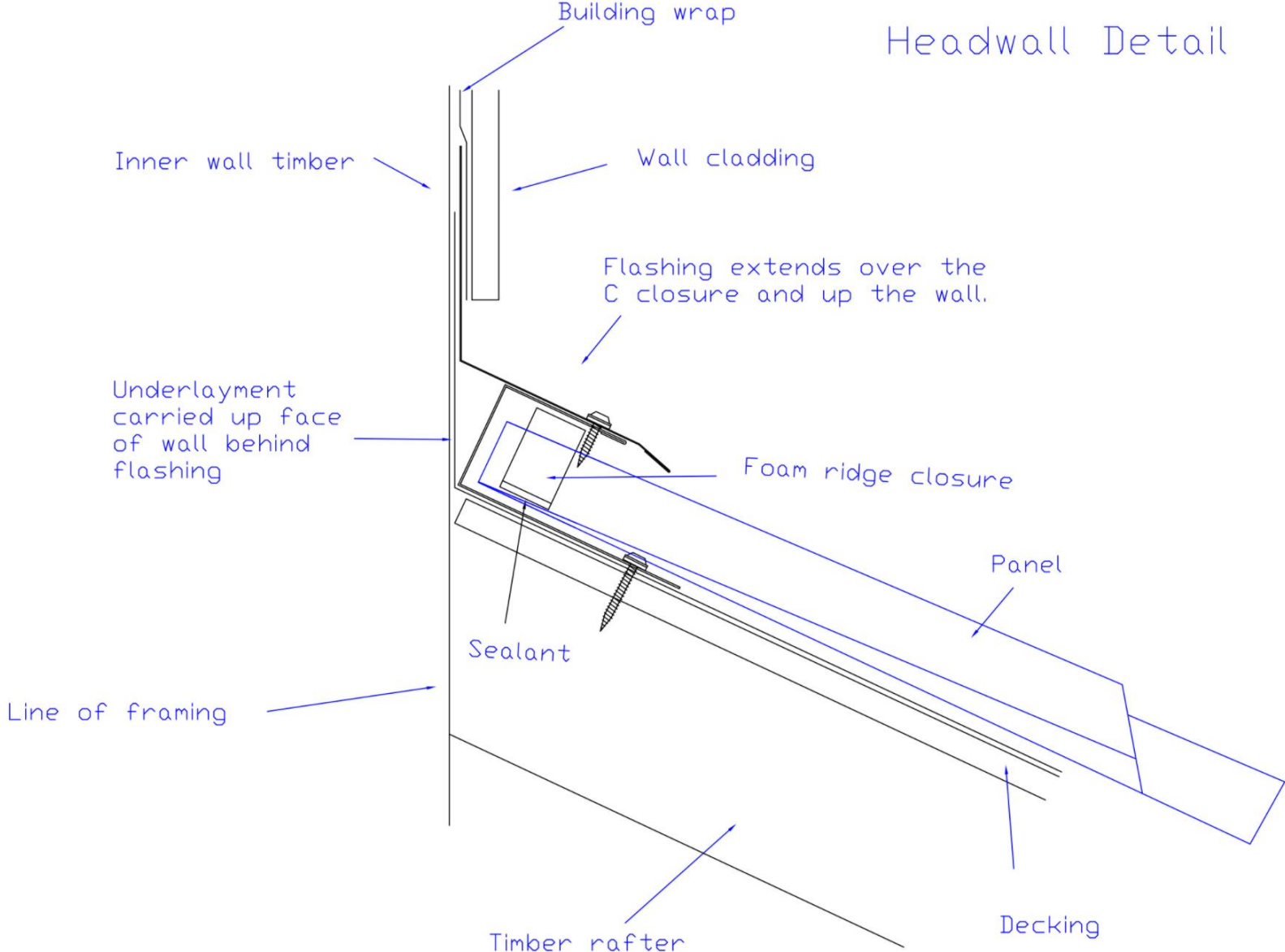
# Valley Detail



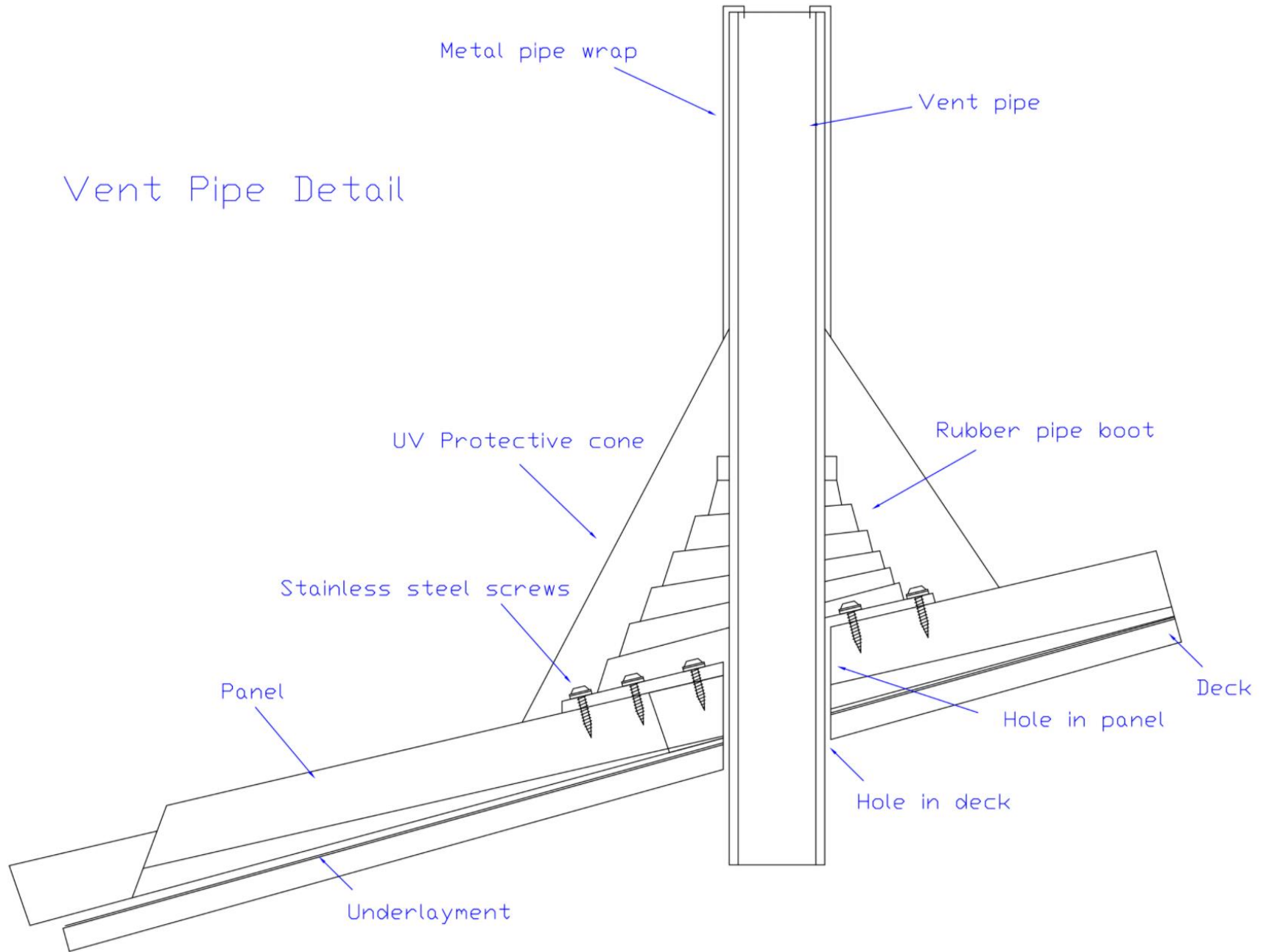
# Sidewall Detail

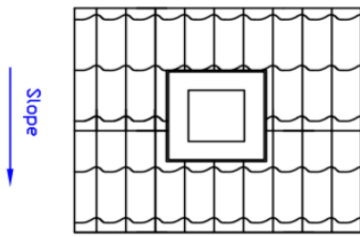


# Headwall Detail

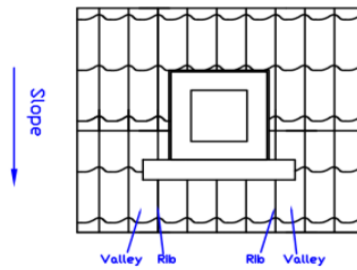


# Vent Pipe Detail

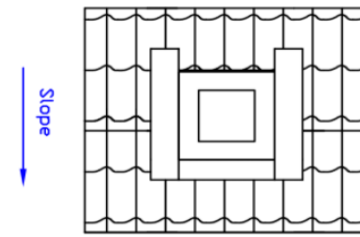




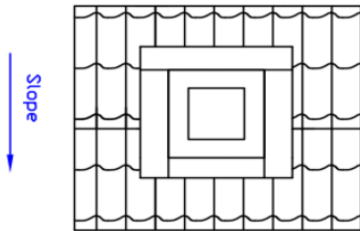
Install panels around the chimney



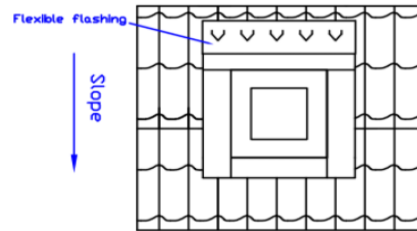
The top of the front flashing should extend up the front of the chimney and out over the top of the panels. The sides of the front flashing should extend over a rib and to the center of a valley in the panel.



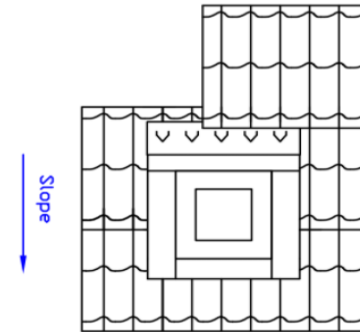
The side flashings should extend over the front flashing and up the sides of the chimney.



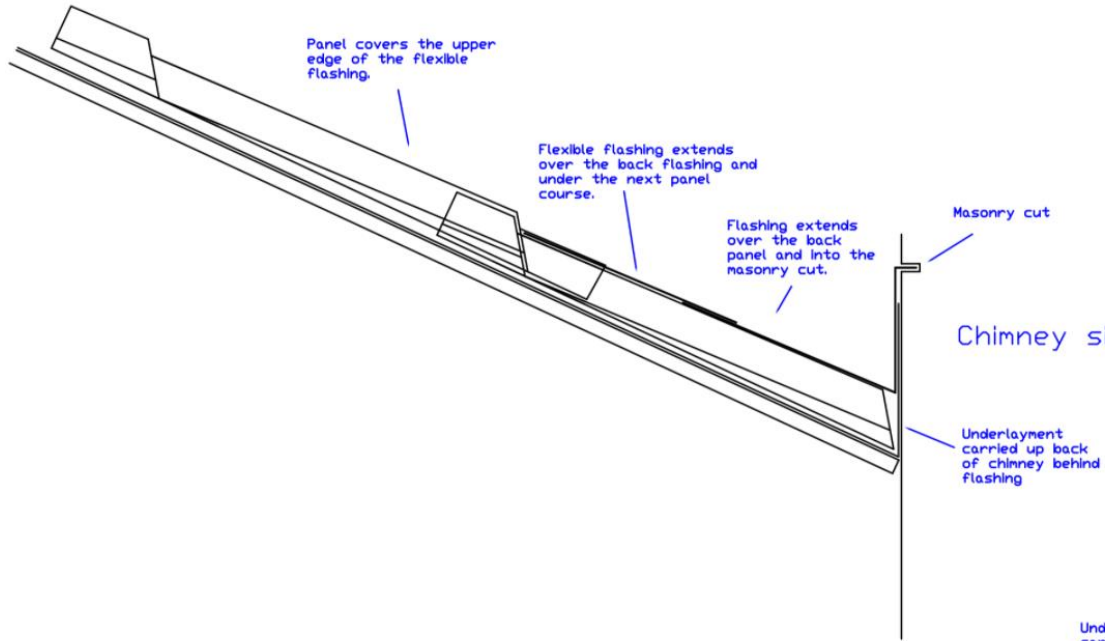
The back flashing should extend up the chimney, over the side flashings, and over the panels. Some of the high spots in the panel may need to be removed to allow the flashing to rest as flat as possible.



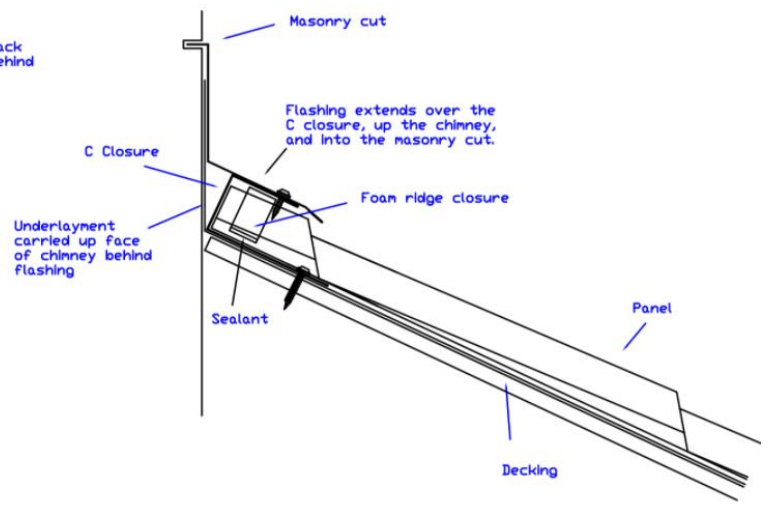
Install flexible flashing over the back flashing and over the ribs on the panel.



Install the next course of panels over the flexible flashing.



Chimney side view





# GrandeTile Installation

## **Pitch**

Grande Tile panels are designed for installations on roofs with a 3:12 or greater pitch.

## **Decking**

The panels are applied over minimum 1/2" decking. The system may also be applied over existing composition roofing provided the existing roofing is smooth. Any curled or irregular roofing must be removed or replaced.

## **Underlayment**

In the case of either a new roofing application or re-roofing, the entire roof must be covered with at least one layer of 30 pound felt underlayment or equivalent.

## **Panels**

Grande Tile panels install right to left, and lap, top over bottom and side overside.

## **Anchorage**

Grande Tile panels are held in place with to the deck with #9-15 stainless steel screws with stainless steel bonded seal washers. The screws should be of sufficient length to fully penetrate the decking.

# GrandeTile Warranty

- Lifetime warranty on GrandeTile panels is provided by Isaiah Industries Inc
- Lifetime warranty on all labor and installation provided by Alexandria Windows, Doors, Metal Roofing LLC.
- Use of synthetic ice and water underlayment on the entire roof deck are required for lifetime labor and installation warranty. Panel warranty is included regardless of underlayment type.

## GrandeTile

### Lifetime / 40-Year Transferable Limited Warranty

GrandeTile aluminum roofing and accessories (the "Products") are manufactured by Classic Metal Roofing Systems in accordance with high standards of engineering skills, and are quality controlled through every stage of production.

This warranty remains in effect for as long as the owner(s) continues to live and own the property. In the event that there is more than one original property owner, this lifetime limited warranty (this "Warranty") will remain in effect as long as one of the original property owners is living and owns an interest in the property to which the Products were applied. This Warranty is transferable by the original property owner(s) to subsequent owner(s) of the property. In the event of transfer of this Warranty, the warranty period extends 40 years from the Products' installation.

If at the time the Products are applied to the property, the property is owned by an organization (e.g., a corporation, unincorporated association, church, government or public entity) the warranty period extends 40 years from the Products' installation.

#### Warranty Coverage

Subject to the exclusions and limitations set forth in this Warranty, Classic Metal Roofing Systems warrants that the Products, including the Kynar 500® or Hylar 5000® finish that has been applied in the course of manufacturing, are free from defects in material and workmanship. Specifically, Classic Metal Roofing Systems warrants that the Products will not leak due to hail perforation, burn or support combustion, rust, split, crack, or lose impact resistance with age. The finish on the Products will not chip, peel, flake, or blister under conditions of ordinary wear. The Products will not fade or change color in excess of five (5) Hunter E Units as measured using the procedure of ASTM D-2244-79 (comparing an unexposed panel to the exposed panel after removal of dirt and chalk) for a period of thirty (30) years after installation. The Products will not chalk in excess of ASTM D-659-80 rating eight (8) for a period of thirty (30) years after installation. With proper installation, the Products will not detach from the property or become deformed due to wind velocities up to 120 miles per hour. In the event of any breach of the above Warranty and subject to the exclusions and limitations set forth below, Classic Metal Roofing Systems, upon notification and validation of the complaint, will, solely at its option, either repair, replace, or refinish (providing both materials and labor) the Products found to be defective, without charge to the Original Property Owner(s), or refund the purchase price of the originally installed Products found to be defective (including both materials and labor). Classic Metal Roofing Systems' obligations under this Warranty will, in no event, exceed the purchase price of the originally installed Products found to be defective (including both materials and associated labor). Any costs and expenses beyond Classic Metal Roofing Systems' liability hereunder are the responsibility of the Original Property Owner(s).

In the event of repair, replacement, or refinishing pursuant to this Warranty, the Warranty applicable to the replacement material or to the repaired or refinished Products will extend only for the time remaining under the original Warranty. Due to normal weathering (defined below), Products repaired, replaced, or refinished during the Warranty period may differ in gloss and color from Products that were originally installed, if any such Products remain on the property.

#### Coverage Exclusions and Limitations

1. This Warranty does not cover damage of any kind resulting from faulty or improper installation; accidental damage; settlement; structural shrinkage or distortion of the structure; hail (except in the case of leakage due to perforation of the Products, which is covered by this Warranty); fire; lightning; hurricane, tornado, or windstorm (in excess of 120mph); vandalism; earthquake or other acts of God; exposure to harmful chemicals; fumes or vapors; misuse; abuse; dirt or mildew accumulation; damage from cascading ice and snow; impact of foreign objects; or other causes beyond the control of Classic Metal Roofing Systems. THIS WARRANTY WILL NOT APPLY TO PRODUCTS THAT HAVE BEEN PAINTED OR WHOSE SURFACE HAS BEEN ALTERED IN ANY WAY WITHOUT WRITTEN AUTHORIZATION FROM CLASSIC METAL ROOFING SYSTEMS.

2. Classic Metal Roofing Systems reserves the right to discontinue or change the Products' design and color. If, for any reason, Products of the type originally installed are no longer available from Classic Metal Roofing Systems at the time a Warranty claim is made, and if the Warranty period is still in effect, Classic Metal Roofing Systems, in fulfillment of its Warranty obligations hereunder, has the right to substitute another product determined by Classic Metal Roofing Systems in its sole discretion to be of comparable quality and price.

3. Classic Metal Roofing Systems is giving you an express limited lifetime warranty under the provisions of the Magnuson-Moss Federal Warranty Act; Classic

Metal Roofing Systems cannot and will not be liable to you for a breach of any written or oral express warranties, such as those, if any, given to you by dealers, contractors, applicators, or distributors of the Products.

ANY IMPLIED WARRANTIES IMPOSED BY LAW, SUCH AS THE IMPLIED WARRANTIES OF MERCHANTABILITY AND FITNESS FOR A PARTICULAR PURPOSE ARE LIMITED IN TIME TO THE DURATION OF THIS EXPRESS WARRANTY. CLASSIC METAL ROOFING SYSTEMS WILL NOT BE LIABLE FOR ANY CONSEQUENTIAL OR INCIDENTAL DAMAGES FOR BREACH OF ANY EXPRESS, WRITTEN, ORAL, OR IMPLIED WARRANTY ON THE PRODUCTS. YOUR EXCLUSIVE REMEDY IS SET FORTH IN THIS WARRANTY. SOME STATES DO NOT ALLOW THE EXCLUSION OR LIMITATION OF INCIDENTAL OR CONSEQUENTIAL DAMAGES, AND SOME STATES DO NOT ALLOW LIMITATIONS ON HOW LONG AN IMPLIED WARRANTY LASTS, SO THE ABOVE LIMITATION OR EXCLUSION MAY NOT APPLY TO YOU.

This Warranty gives you specific legal rights. You might also have other rights, which vary from state to state. This Warranty covers only GrandeTile aluminum roofing and accessories. Classic Metal Roofing Systems reserves the right to withdraw or modify this Warranty without notice at any time; however, all warranties registered at the time of the Products' installation remain in effect as written until their expiration.

#### Warranty Registration

This Warranty is valid only after the warranty registration is completed within 30 days after the installation has been completed. Failure to so notify Classic Metal Roofing Systems of the registration relieves Classic Metal Roofing Systems of all obligations hereunder.

#### Warranty Transfer

This Warranty may be transferred by the Original Property Owner(s) to a subsequent owner(s) of the property as a 40-Year Non-Prorated Warranty from the date of installation. Upon any transfer of the property and this Warranty, the obligations of the Original Property Owner(s) hereunder become the obligations of the new owner(s). Written notice of transfer of the property should be given to Classic Metal Roofing Systems within 30 days after the date of transfer of ownership of the property. Such notice should include a copy of this Warranty, the address of the property being transferred, the name and mailing address (if different) of the new owner(s) and the date of transfer. Such notice should be sent to Classic Metal Roofing Systems, PO Box 701, Piqua, OH 45356. Failure to so notify Classic Metal Roofing Systems of the transfer relieves Classic Metal Roofing Systems of all obligations herein.

#### Claims Procedure

Any claim for breach of Warranty hereunder must be presented in writing to Classic Metal Roofing Systems within the Warranty period and within a reasonable period of time after a defect is discovered. The claim should include the following four items: 1) a description of the claimed defect and the date the defect was discovered; 2) a copy of the original contract for the job, including purchase price; 3) a copy of this Warranty and the Products' date of installation; and 4) the owner's name, address, and phone number. Write to Classic Metal Roofing Systems, PO Box 701, Piqua, OH 45356. Classic Metal Roofing Systems will provide notification of specific information and physical evidence required to process your claim. ANY REPAIR OF THE PRODUCTS UNDERTAKEN WITHOUT PRIOR WRITTEN AUTHORIZATION FROM CLASSIC METAL ROOFING SYSTEMS WILL VOID THIS WARRANTY.

Date of Installation: \_\_\_\_\_ / \_\_\_\_\_ / \_\_\_\_\_  
MONTH DAY YEAR

**Register or transfer your roof Warranty online at**  
**[www.classicroof.com/warranty/](http://www.classicroof.com/warranty/)**

At Classic Metal Roofing Systems, we know that today's homeowners want to make their homes reflect their personal sense of style. They are also thinking about the long-term for their homes, looking for building materials that will last, add value, and save energy. GrandeTile does all of these things.

## DURABLE

Manufactured from industrial-grade .032" aluminum alloy, GrandeTile offers wind and weather resistance unmatched by other products. Unlike tile roofing, which is prone to cracking and chipping, GrandeTile resists the rigors of aging and stays corrosion-resistant. Even cut edges will not rust. And, the baked-on coating resists fade and degradation better than any other coating available today.

## LOW WEIGHT

Tile roofs can weigh up to 2000 pounds per 100 square feet. Even "low weight" tiles far exceed 500 pounds. Fiberglass shingles weigh from 275 to 450 pounds. This weight places strain on your home, and poses significant cave-in threat in the event of an interior fire. GrandeTile weighs under 75 pounds per square.

## ENERGY EFFICIENT

GrandeTile's Kynar 500® or Hylar 5000® paint finish includes reflective pigments for energy efficiency. Our proprietary HI-R® coating reflects radiant heat, keeping buildings naturally cooler. Homeowners report energy savings of up to 20% and more, thanks to reduced air conditioning loads. GrandeTile's unique design also includes an integral air gap as a thermal break, further helping to prevent warm weather heat transfer into your home and attic.



**CLASSIC**  
METAL ROOFING SYSTEMS

*The World's Most Beautiful Metal Roofs*

A Division of Isaiah Industries, Inc.

8510 Industry Park Drive | Piqua, OH 45356

Phone: 800-543-8938 | Fax: 937-778-5116

[www.classicroof.com](http://www.classicroof.com) | [info@classicroof.com](mailto:info@classicroof.com)

**GRANDETILE**



THE GRANDEUR OF TILE WITHOUT THE WEIGHT


# A ROOF OF TIMELESS DISTINCTION

FEW ROOFS EVOKE SUCH EMOTION AS BARREL TILE ROOFS. WHETHER THE SETTING IS HISTORIC, CONTEMPORARY, OR ANCIENT – MEDITERRANEAN, TROPICAL, DESERT, OR EVEN SAVANNAH, TILE ROOFS PROVIDE DISTINCTION TO HIGHLIGHT BUILDINGS AND PROVIDE MEMORABLE CHARM. GRANDE TILE PROVIDES THIS LOOK ALONG WITH THE PROVEN AND POPULAR BENEFITS OF METAL ROOFING.



## PANEL SIZES

GrandeTile is available in one and two-course modular or full-length panels, custom-crafted to meet the rafter lengths of your roof.



*GrandeTile with optional multi-hued ThermoBond finish.*

## WARRANTY

GrandeTile features a non-prorated Lifetime / 40 Year Limited Warranty, transferable to all future owners. This valuable warranty includes fade and chalk coverage.

## DRAIN CHANNEL



GrandeTile includes a patented drain channel. Hidden in the overlap between neighboring panels, the drain channel provides added protection in the event of the fiercest wind-driven rain and snow storms. This redundant protection ensures the weathertightness and long life of your roof.

# THERMOBOND COATING

Our proprietary ThermoBond finish adds an additional layer of PVDF powder coating on top of the product's initial Kynar 500<sup>®</sup> or Hylar 5000<sup>®</sup> finish.



ThermoBond features a blend of colors as well as a distinctive and inviting texture to make GrandeTile look naturally weathered, further enhancing its beauty.

# Color Selection



# GrandeTile Installed





# 85 Chicago Blvd in 1974 HDC photo



Note:  
Roof color  
is brown,  
not green

# 85 Chicago Blvd circa 1920



*Dr. James Cleland, Jr.*

*45 Chicago Boulevard*

# 85 Chicago Blvd circa 1920

(Using A.I. software to add color to photo)



Note:  
Roof color  
is brown,  
not green

# Proposals Needing Approval (6/6)

- Installation of new gutter system
  - No gutters are currently present on the home
  - Gutter system to match fascia, soffit color (bronze 818)
  - New gutter collector boxes will be added along front side of home facing Chicago Blvd to bring back original historic elements

## GUTTER ACCESSORIES

### 6INM



6" INSIDE MITRE  
See pg. 32 for Color Legend  
CARTON CONTENTS  
• 20 Pieces Per Carton  
• 12 Lbs.

### 60TM



6" OUTSIDE MITRE  
See pg. 32 for Color Legend  
CARTON CONTENTS  
• 20 Pieces Per Carton  
• 12 Lbs.

### 6ENL




6" LEFT END CAP  
See pg. 32 for Color Legend  
CARTON CONTENTS  
• 50 Pieces Per Carton  
• 5 Lbs.

### 6ENR



6" RIGHT END CAP  
See pg. 32 for Color Legend  
CARTON CONTENTS  
• 50 Pieces Per Carton  
• 5 Lbs.

### 6OUT



3" X 4"  
OUTLET TUBE  
Mill Finish  
CARTON CONTENTS  
• 50 Pieces Per Carton  
• 5 Lbs.

### 8SPKA



8" SPIKES  
130° Low Gloss White  
CARTON CONTENTS  
• 500 Pieces Per Carton  
• 17 Lbs.

### 6PIPE CLIPS



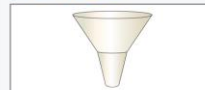
6" PIPE CLIPS  
130 Low Gloss  
180 High Gloss  
202 Royal Brown  
238 Hickory  
250 Musket Brown  
325 Standstone Beige  
360 Terratone  
713 Wicker  
818 Bronze  
820 Cranberry  
CARTON CONTENTS  
• 50 Pieces Per Carton  
• 4 Lbs.

### 6HHSREW



6" HIDDEN HANGER  
WITH SCREWS  
Mill Finish  
CARTON CONTENTS  
• 300 Pieces Per Carton  
• 27 Lbs.

### 6FUNW130



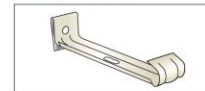
3" X 4" FUNNEL  
130° Low Gloss  
CARTON CONTENTS  
• 12 Pieces Per Carton  
• 4 Lbs. Per Box

### 6 LEAFDROP



6" LEAF COVER  
CARTON CONTENTS  
• 50 Pieces • 4 Ft. Lengths  
• 18 Lbs.

### 6HDHNGER



6" HIDDEN HANGER  
Mill Finish  
CARTON CONTENTS  
• 100 Pieces Per Carton  
• 25 Lbs.

### GW6WH



6" GUTTER WEDGE  
White Only  
CARTON CONTENTS  
• 50 Pieces Per Carton  
• 8 Lbs.

### 6GLD



6" GUTTERLOCK DIAMOND  
200 Black  
280 White  
CARTON CONTENTS  
• 50 Pieces Per Carton  
• 6 Ft. Per Piece  
• 300 Ft. Per Carton

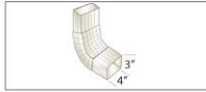
# GUTTER ACCESSORIES

## 6CP



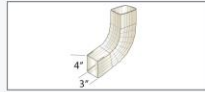
**3" X 4" CONDUCTOR PIPE**  
See pg. 32 for Color Legend  
CARTON CONTENTS  
• 100 10 Ft. Pieces  
• 100 Ft. Per Carton • 30 Lbs.

## 6AE



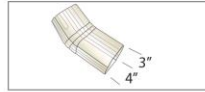
**STYLE A ELBOW**  
*75° Degree Bend*  
See pg. 32 for Color Legend  
CARTON CONTENTS  
• 15 Pieces Per Carton  
• 6 Lbs.

## 6BE



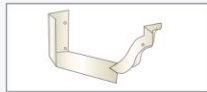
**STYLE B ELBOW**  
*75° Degree Bend*  
See pg. 32 for Color Legend  
CARTON CONTENTS  
• 15 Pieces Per Carton  
• 6 Lbs.

## 6LNAE



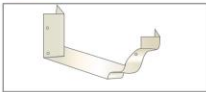
**LONGNOSE A ELBOW**  
*30° Bend*  
130° Low Gloss White  
180° High Gloss White  
202 Royal Brown  
CARTON CONTENTS  
• 24 Pieces Per Carton • 6 Lbs.

## 6ISM



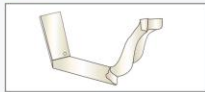
**6" INSIDE STRIP MITRE**  
130° Low Gloss White  
180° High Gloss White  
202 Royal Brown  
238 Hickory  
250 Musket Brown  
325 Sandstone Beige  
360 Terratone  
713 Wicker  
791 Norwegian Wood  
CARTON CONTENTS  
• 20 Pieces Per Carton  
• 4 Lbs.

## 6OSM



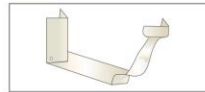
**6" OUTSIDE STRIP MITRE**  
130° Low Gloss White  
180° High Gloss White  
202 Royal Brown  
238 Hickory  
250 Musket Brown  
325 Sandstone Beige  
360 Terratone  
713 Wicker  
791 Norwegian Wood  
CARTON CONTENTS  
• 20 Pieces Per Carton  
• 4 Lbs.

## 6BIS



**6" BAY INSIDE STRIP MITRE**  
130° Low Gloss White  
CARTON CONTENTS  
• 20 Pieces Per Carton  
• 4 Lbs.

## 6BOS



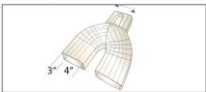
**6" BAY OUTSIDE STRIP MITRE**  
130° Low Gloss White  
CARTON CONTENTS  
• 20 Pieces Per Carton  
• 4 Lbs.

## 6KREJ



**6" RUBBER EXPANSION JOINT**  
Mill Finish  
CARTON CONTENTS  
• 12 Pieces Per Carton  
• 4 Lbs.

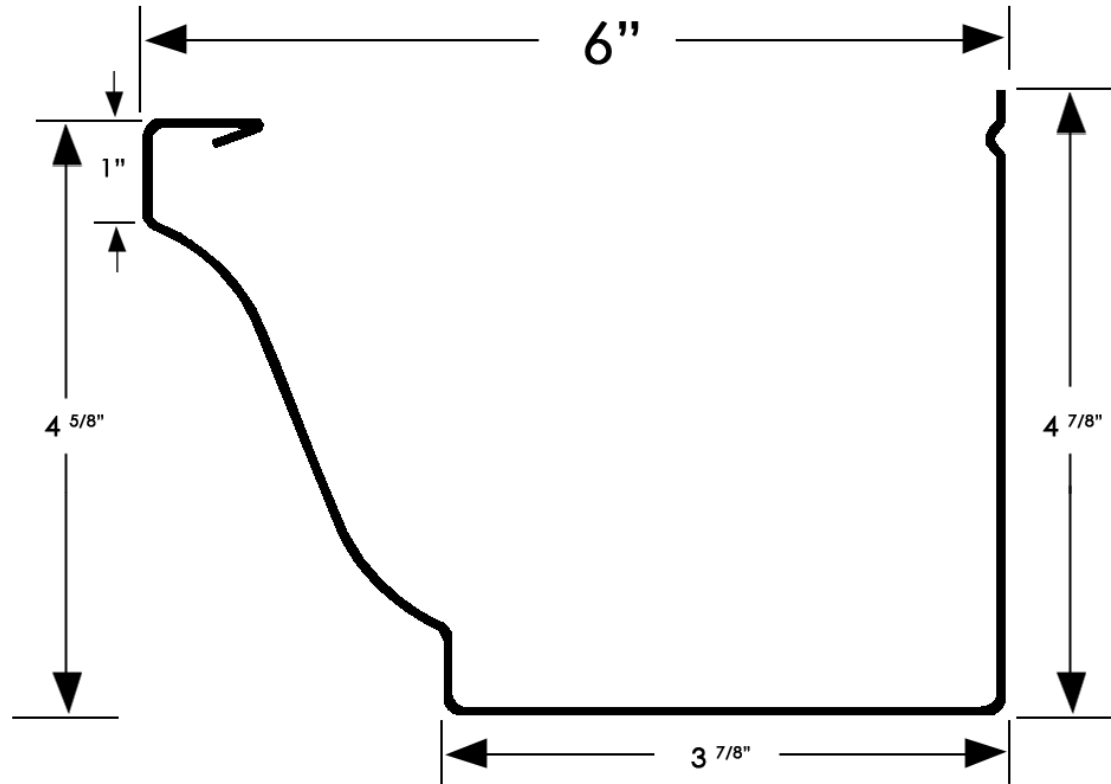
## 3X4YD



**3" X 4" Y DIVERTERS**  
130° Low Gloss White  
CARTON CONTENTS  
• 10 Pieces Per Carton • 7 Lbs.



# Gutter Profile Dimensions



# Gutter Side Cut





# Proposed Gutter Color



**818 - BRONZE**

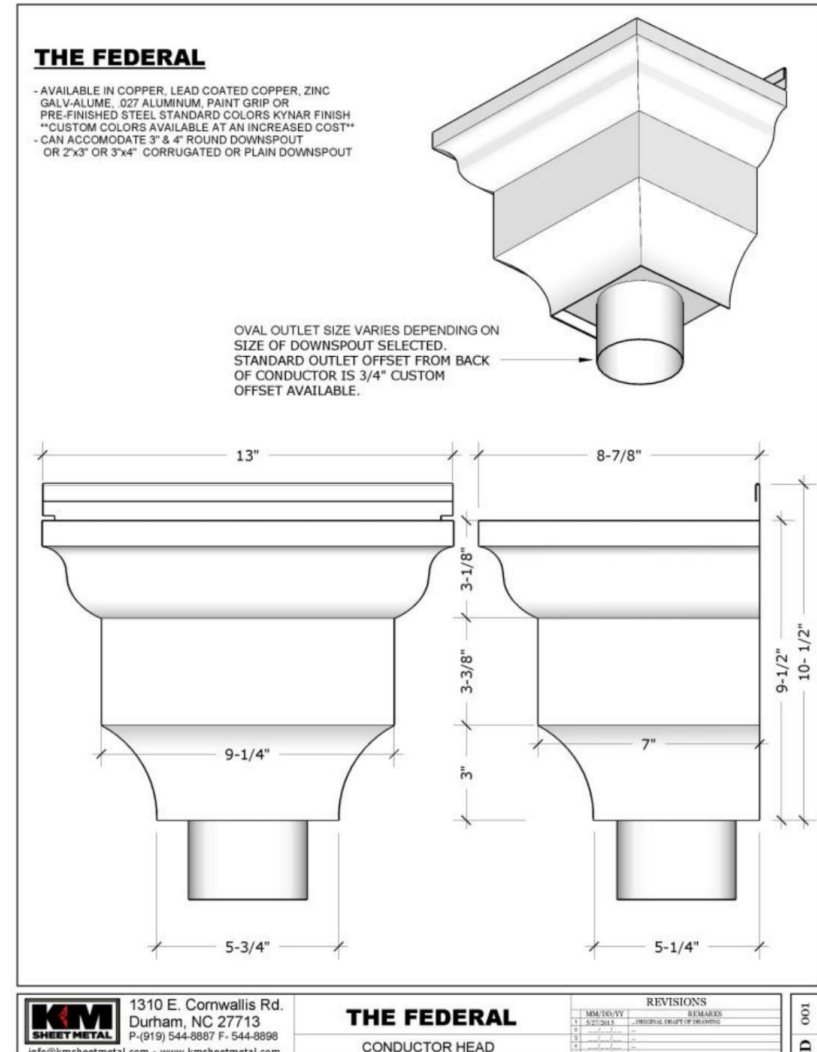
# Gutter Collector Boxes




# Gutter Collector Boxes



Note: Will match gutter system color.  
Shown in white for details.



Thank you for your consideration!



**ALEXANDRIA**

**WINDOWS ♦ DOORS ♦ METAL ROOFING**