HISTORIC DISTRICT COMMISSION
NOTICE OF DENIAL

City of Detroit - Planning & Development Department
2 Woodward Avenue, Suite 808
Detroit, Michigan 48226

Notification Date: 09/15/26 **Application Number:** HDC2026-00108

APPLICANT & PROPERTY INFORMATION

NAME: Nicole Stowers		**COMPANY NAME:** N/A	
ADDRESS: 14597 Artesian St	**CITY:** Detroit	**STATE:** MI	**ZIP:** 48223
PROJECT ADDRESS: 14597 Artesian St			
HISTORIC DISTRICT: Rosedale Park			

SCOPE:

• Replace wood windows with aluminum-clad wood windows

At the Regular Meeting that was held on 09/09/26 , the Detroit Historic District Commission ("DHDC") reviewed the above-referenced application. Pursuant to Section 5(1) and 9(1) of the Michigan Local Historic District Act, as amended, being MCL 399.205 (1), MCL 399.209 (9) and Sections 21-2-78 and 21-2-80 of the 2019 Detroit City Code; the DHDC hereby issues a Denial for the following work, effective on 09/15/26 , as it will be inappropriate according to the Secretary of Interior's Standards for Rehabilitation and the district's Elements of Design:

REASONS FOR DENIAL:

• The historic wood windows are distinctive, character-defining historic features of the resource. The submitted application materials do not substantiate that these windows are deteriorated beyond repair.

DENIAL

FAILURE TO MEET STANDARDS:

The Standards for Rehabilitation (codified in 36 CFR 67 for use in the Federal Historic Preservation Tax Incentives program) address the most prevalent treatment. "Rehabilitation" is defined as "the process of returning a property to a state of utility, through repair or alteration, which makes possible an efficient contemporary use while preserving those portions and features of the property which are significant to its historic, architectural, and cultural values."

As stated in the definition, the treatment "rehabilitation" assumes that at least some repair or alteration of the historic building will be needed in order to provide for an efficient contemporary use; however, these repairs and alterations must not damage or destroy materials, features or finishes that are important in defining the building's historic character.

The Standards are to be applied to specific rehabilitation projects in a reasonable manner, taking into consideration economic and technical feasibility.

Failure to meet standards: 2, 5, 6
Corresponding Standard numbered below:

1.	*A property shall be used for its historic purpose or be placed in a new use that requires minimal change to the defining characteristics of the building and its site and environment*
2.	*The historic character of a property shall be retained and preserved. The removal of historic materials or alteration of features and spaces that characterize a property shall be avoided.*
3.	*Each property shall be recognized as a physical record of its time, place, and use. Changes that create a false sense of historical development, such as adding conjectural features or architectural elements from other buildings, shall not be undertaken.*
4.	*Most properties change over time; those changes that have acquired historic significance in their own right shall be retained and preserved.*
5.	*Distinctive features, finishes, and construction techniques or examples of craftsmanship that characterize a property shall be preserved.*
6.	*Deteriorated historic features shall be repaired rather than replaced. Where the severity of deterioration requires replacement of a distinctive feature, the new feature shall match the old in design, color, texture, and other visual qualities and, where possible, materials. Replacement of missing features shall be substantiated by documentary, physical, or pictorial evidence.*
7.	*Chemical or physical treatments, such as sandblasting, that cause damage to historic materials shall not be used. The surface cleaning of structures, if appropriate, shall be undertaken using the gentlest means possible.*
8.	*Significant archeological resources affected by a project shall be protected and preserved. If such resources must be disturbed, mitigation measures shall be undertaken.*
9.	*New additions, exterior alterations, or related new construction shall not destroy historic materials that characterize the property. The new work shall be differentiated from the old and shall be compatible with the massing, size, scale, and architectural features to protect the historic integrity of the property and its environment.*
10.	*New additions and adjacent or related new construction shall be undertaken in such a manner that if removed in the future, the essential form and integrity of the historic property and its environment would be unimpaired.*

FAILURE TO MEET ELEMENTS OF DESIGN:

Failure to meet Elements of Design: 3, 7, 8, 15
Corresponding design element numbered below:

1. Height.	*12. Walls of continuity.*
2. Proportion of building's front façades.	*13. Relationship of significant landscape features and surface treatments.*
3. Proportion of openings within the façade.	*14. Relationship of open space to structures.*
4. Rhythm of solids to voids in front façade.	*15. Scale of façade and façade elements.*
5. Rhythm of spacing of buildings on streets.	*16. Directional expression of front elevations.*
6. Rhythm of entrance and/or porch projections.	*17. Rhythm of building setbacks.*
7. Relationship of materials.	*18. Relationship of lot coverages.*
8. Relationship of textures.	*19. Degree of complexity within the façade.*
9. Relationship of colors.	*20. Orientation, vistas, overviews.*
10. Relationship of architectural details.	*21. Symmetric or asymmetric appearance.*
11. Relationship of roof shapes.	*22. General environmental character.*

If you have any questions regarding the above, please contact staff at 313-224-1762 or hdc@detroitmi.gov.

For the Commission:

Garrick Landsberg
Director of Staff, Historic District Commission

PSR: Lise 260915LS

APPEALS PROCESS

The application may be resubmitted for the Historic District Commission's review when suggested changes have been made that address the cited reasons for denial, if applicable. Please be advised that, in accordance with MCL 399. 211 and Section 21-2-81 of the 2019 Detroit City Code, an applicant aggrieved by a decision of the DHDC may file an appeal with the State Historic Preservation Review Board. Within sixty (60) days of your receipt of this notice, an appeal may be filed with:

Jon Stuckey, Michigan Department of Attorney General
2nd Floor, G. Mennen Williams Building
525 West Ottawa Street, P.O. Box 30754, Lansing, MI 48909
Phone: 517-335-0665 E-mail: stuckeyj@michigan.gov

DRAFT

Docusign Envelope ID: 2E8708E6-7625-41CD-B0AB-3FDA98460317

HISTORIC DISTRICT COMMISSION
APPLICATION FOR WORK APPROVAL

City of Detroit - Planning & Development Department
2 Woodward Avenue, Suite 808
Detroit, Michigan 48226

APPLICATION ID
HDC2026-00108

PROPERTY INFORMATION

ADDRESS(ES): 14597 Artesian St

HISTORIC DISTRICT: Rosedale Park

SCOPE OF WORK: (Check ALL that apply)

- [x] Windows/ Doors
- [ ] Walls/ Siding
- [ ] Painting
- [ ] Roof/Gutters/ Chimney
- [ ] Porch/Deck/Balcony
- [ ] Other
- [ ] Demolition
- [ ] Signage
- [ ] New Building
- [ ] Addition
- [ ] Site Improvements (landscape, trees, fences, patios, etc.)

BRIEF PROJECT DESCRIPTION:
I'm looking to replace 10 windows that have significant damage and seem to be beyond repair. Rotted wood windowsills and frames are vulnerable to squirrels and have posed a safety risk in addition to a cracked glass pane. During storms, water is getting into the home and further adding to the damage. Would like to get the commission's approval to move forward with replacement as soon as possible.

APPLICANT IDENTIFICATION

TYPE OF APPLICANT: Property Owner/Homeowner

NAME: Nicole Stowers	**COMPANY NAME:** N/A		
ADDRESS: 14597 Artesian St	**CITY:** Detroit	**STATE:** MI	**ZIP:** 48223
PHONE: +1 (313) 706-1943	**EMAIL:** stowersnicole@gmail.com		

I AGREE TO AND AFFIRM THE FOLLOWING:

- [x] I understand that the failure to upload all required documentation may result in extended review times for my project and/or a denied application.
- [x] I understand that the review of this application by the Historic District Commission does not waive my responsibility to comply with any other applicable ordinances including obtaining appropriate permits (building, sign, etc.) or other department approvals prior to beginning the work.
- [x] I hereby certify that I am the legal owner and/or occupant of the subject property and that the information on this application is true and correct.
- [x] As required by the state Local Historic Districts Act, Act 169 of 1970 (MCL399.205), I hereby certify that the property where work will be undertaken has, or will have before the proposed project completion date, a fire alarm system or a smoke alarm complying with the requirements of the Stille-DeRossett-Hale single state construction code act, 1972 PA 230, MCL 125.1501 to 125.1531

Signed by:
Nicole Stowers
D0D130A54008426...

SIGNATURE

03/15/2026
DATE

Docusign Envelope ID: 2E8708E6-7625-41CD-B0AB-3FDA98460317

NOTE: Based on the scope of work, additional documentation may be required. See www/detroitmi.gov/hdc **for scope-specific requirements.**

PROJECT DETAILS – TELL US ABOUT YOUR PROJECT

Instructions: Add project details using the text box in each section. If your details exceed the space provided, attach the details via the attachment icon for that section.

ePLANS PERMIT NUMBER:
(only applicable if you've already applied for permits through ePLANS) N/A

GENERAL

1. DESCRIPTION OF EXISTING CONDITION
Please tell us about the current appearance and conditions of the areas you want to change. You may use a few sentences or attach a separate prepared document on the right. (For example, "existing roof on my garage is covered in gray asphalt shingles in poor condition.")

Multiple window frames are rotted through, with visible deterioration exposing interior areas directly to the elements. The rot has compromised the integrity of the frames, and in one instance, a squirrel was able to chew through a damaged section and enter the home, highlighting both a structural and pest vulnerability. One of the windows has a visible crack in the glass pane, which presents both a safety risk and contributes to energy inefficiency. Some double-pane windows show condensation or fogging between the panes, indicating seal failure and loss of insulating capability. Due to frame damage or worn-out components, some windows do not open and the compromised frames increase the risk of water leakage during rain, leading to mold or interior damage over time.

2. PHOTOGRAPHS
Help us understand your project. Please attach photographs of all areas where work is proposed.

3. DESCRIPTION OF PROJECT
In this box, tell us about what you want to do at the areas described above in box #1. (For example, Install new asphalt shingle roofing at garage.)

This project involves the removal and replacement of 10 existing windows that currently have rotted wood frames. The proposed solution is to install 10 new wood-frame windows, each outfitted with an aluminum overlay for added durability and long-term protection from the elements.
The aluminum cladding will help shield the exterior surfaces of the wood frames from moisture, UV exposure, and pests—factors that contributed to the deterioration of the existing windows. The new windows will improve structural integrity, energy efficiency, weather resistance, and overall property security. All work will be performed in accordance with applicable building codes, historical compliance, and best practices for residential window installatio

4. DETAILED SCOPE OF WORK
In this box, please describe all steps necessary to complete the work described in box #3. (For example, "remove existing shingles, replace wood deck as necessary, replace wood eaves, install roof vents, replace rotted fascia boards, paint, clean worksite.")

5. BROCHURES/CUT SHEETS
Please provide information on the products or materials you are proposing to install. For example, a brochure on the brand and color of the shingles proposed.

Docusign Envelope ID: 2E8708E6-7625-41CD-B0AB-3FDA98460317

ADDITIONAL DETAILS

6. WINDOWS/DOORS *Detailed photographs of window(s) and/or door(s) proposed for replacement showing the condition of the interior and exterior of the window(s) and/or door(s)*	

Docusign Envelope ID: 2E8708E6-7625-41CD-B0AB-3FDA98460317

Docusign Envelope ID: 2E8708E6-7625-41CD-B0AB-3FDA98460317



Docusign Envelope ID: 2E8708E6-7625-41CD-B0AB-3FDA98460317

Docusign Envelope ID: 2E8708E6-7625-41CD-B0AB-3FDA98460317

Docusign Envelope ID: 2E8708E6-7625-41CD-B0AB-3FDA98460317

DocuSign Envelope ID: 2E8708E6-7625-41CD-B0AB-3FDA9846031 7



DocuSign Envelope ID: 2E8708E6-7625-41CD-B0AB-3FDA984603 17

Docusign Envelope ID: 2E8708E6-7625-41CD-B0AB-3FDA9846031 7

Docusign Envelope ID: 2E8708E6-7625-41CD-B0AB-3FDA98460317

Docusign Envelope ID: 2E8708E6-7625-41CD-B0AB-3FDA98460317

Docusign Envelope ID: 2E8708E6-7625-41CD-B0AB-3FDA98460317

Docusign Envelope ID: 2E8708E6-7625-41CD-B0AB-3FDA98460317

Docusign Envelope ID: 2E8708E6-7625-41CD-B0AB-3FDA98460317

Docusign Envelope ID: 2E8708E6-7625-41CD-B0AB-3FDA98460317

Docusign Envelope ID: 2E8708E6-7625-41CD-B0AB-3FDA98460317

Docusign Envelope ID: 2E8708E6-7625-41CD-B0AB-3FDA98460317

Docusign Envelope ID: 2E8708E6-7625-41CD-B0AB-3FDA98460317



Docusign Envelope ID: 2E8708E6-7625-41CD-B0AB-3FDA98460317

Docusign Envelope ID: 2E8708E6-7625-41CD-B0AB-3FDA98460317

DocuSign Envelope ID: 2E8708E6-7625-41CD-B0AB-3FDA98460317

Docusign Envelope ID: 2E8708E6-7625-41CD-B0AB-3FDA98460317

Docusign Envelope ID: 2E8708E6-7625-41CD-B0AB-3FDA98460317

Docusign Envelope ID: 2E8708E6-7625-41CD-B0AB-3FDA98460317

Docusign Envelope ID: 2E8708E6-7625-41CD-B0AB-3FDA98460317



Docusign Envelope ID: 2E8708E6-7625-41CD-B0AB-3FDA98460317

Docusign Envelope ID: 2E8708E6-7625-41CD-B0AB-3FDA98460317



Docusign Envelope ID: 2E8708E6-7625-41CD-B0AB-3FDA98460317

Docusign Envelope ID: 2E8708E6-7625-41CD-B0AB-3FDA98460317

Docusign Envelope ID: 2E8708E6-7625-41CD-B0AB-3FDA98460317

Docusign Envelope ID: 2E8708E6-7625-41CD-B0AB-3FDA98460317

Window Location							
Room 1: Window 1 (West Facing)	IMG_5640.jpg						
Room 1: Window 2 (North Facing)	IMG_5770.jpg	IMG_5771.jpg	IMG_5792.jpg	IMG_5772.jpg	942	IMG_3255.JPG	IMG_5791.jpg
Room 2: Window 1+2 (North Facing) (2 wide double hung)	IMG_0645.JPG						
Room 2: Window 3+4 (East Facing) (2 wide double hung)	IMG_3929.JPG	IMG_5545.JPG	IMG_8391.JPG	IMG_4809.JPG			
Room 2: Window 5(East Facing)	IMG_4809.JPG	IMG_5794.jpg	IMG_5795.jpg				
Room 3: 1 Window (West Facing)	IMG_4775.JPG						
Room 4: 1 window (West Facing)	IMG_6225.jpg	IMG_6226.jpg					
Location: Window 1 (East Facing)							
Location: Window 2 (South Facing)	IMG_6161.jpeg	IMG_6162.jpeg	IMG_6159.jpeg	IMG_6160.jpeg			

Docusign Envelope ID: 2E8708E6-7625-41CD-B0AB-3FDA98460317

Scope of Work

Removal & Disposal

- Carefully remove existing windows without damaging surrounding structure
- Remove old caulking, fasteners, and trim as required
- Dispose of all debris off-site in accordance with local regulations
-

Exterior Finishing

- Install exterior capping (aluminum cladding) where required
- Seal all edges with weatherproof caulking
- Match existing exterior as closely as possible

Performance Requirements

- Windows must open/close smoothly and lock securely
- No air or water leakage
- Meet local building codes and energy standards
- Clean, professional finish inside and outside

Cleanup

- Daily cleanup of work areas
- Final cleanup including:
    - Removal of debris
    - Cleaning glass and frames
    - Disposal of old materials

General Description

- Type: Double-hung, equal sash configuration
- Operation and proportions to **match existing windows**
- Sizes: Non-standard; to **match existing openings and sightlines**

Docusign Envelope ID: 2E8708E6-7625-41CD-B0AB-3FDA98460317

Materials & Finish

- Exterior: Clad finish in **brown**, consistent with existing exterior appearance
- Interior: Wood (pine), **painted white** to match existing interior finishes
- Frame depth and profiles to **closely replicate existing window dimensions**

Glass

- Insulated double-pane glass
- Low-E coating with argon gas fill
- Glass to be **clear (no tint or reflective appearance)** to maintain historic character

---

Grilles / Muntins

- Simulated divided lite (SDL)
- Pattern: **2-over-2**, consistent with traditional historic style
- **Profiled muntins (7/8")** to replicate original sightlines
- Grilles to be applied in a manner that **matches the appearance of true divided lights**

Trim & Interior Detailing

- New **2 1/2" Colonial-style interior casing**, prefinished white
- Profile selected to **match or closely resemble existing historic trim**
- Exception:
    - Kitchen sink window to use a **reduced/recessed trim detail** to avoid interference with existing tile
    - Detail to remain visually unobtrusive and consistent with surrounding finishes

---

Installation Method

- **Full-frame replacement** at all locations
- Existing windows to be removed to rough opening

Docusign Envelope ID: 2E8708E6-7625-41CD-B0AB-3FDA98460317

- New windows installed with proper flashing and air sealing

Exterior Appearance

- No exterior trim changes unless required
- Existing exterior appearance to be **maintained or closely replicated**
- Any exposed components to match surrounding materials and finishes

---

Performance (Secondary to Appearance)

- Windows to meet modern energy efficiency standards, including:
    - U-Factor: 0.30 or better
- Improvements to be made **without altering visual character**

Historic Compliance Statement

All replacement windows are intended to:

- **Match the original design, proportions, and detailing**
- Maintain the **architectural integrity of the structure**
- Ensure that upgrades are **visually compatible with historic district guidelines**

Docusign Envelope ID: 2E8708E6-7625-41CD-B0AB-3FDA98460317

Product Selection Guide
- Size and Performance Data LS-DH-2
- Features and Options LS-DH-3

Combination Assemblies LS-DH-4

Glazing Performance
- Vent Units LS-DH-6
- Fixed Units LS-DH-8

Grille Types LS-DH-11

Size Tables
- Double-Hung with GBG's and SDL's LS-DH-12
- Fixed and Transoms with GBG's and SDL's LS-DH-13
- Replacement Sizes with Grilles-Between-the-Glass LS-DH-14

Special Sizes and Dimensions LS-DH-17

Design Data
- Vent Units LS-DH-18
- Fixed and Transoms LS-DH-19
- Replacement Double-Hung Venting LS-DH-20
- Replacement Fixed and Transoms LS-DH-22

Detailed Product Description LS-DH-23

Unit Sections LS-DH-24

Document Navigation Tips:

Items listed in the table of contents above are active links that will take you to the corresponding page.

Supporting documents for this product:

Test Reports:
https://media.pella.com/professional/adm/CertificationReports/Test_Reports_LS-Dual.pdf?utm_source=pdfdoc

CSI Specs (readable using Microsoft Word or other text editing application):
https://media.pella.com/professional/adm/Wood-CSI_Specs/08552.rtf?utm_source=pdfdoc

Detailed Product Description (readable using Microsoft Word or other text editing application):
https://media.pella.com/professional/adm/Clad-Wood-LS/PellaLifestyleSrs-DH_DPD.rtf?utm_source=pdfdoc

Size Tables (requires appropriate CAD software to read and use):
https://media.pella.com/professional/adm/Clad-Wood-LS/LSCDHE_D.dwg?utm_source=pdfdoc

CAD cross sections (requires appropriate CAD software to read and use):
https://media.pella.com/professional/adm/Clad-Wood-LS/LS-DH_XSEC_D.dwg?utm_source=pdfdoc

3D & BIM (requires appropriate software to read and use):
https://media.pella.com/professional/adm/RevitFiles/LS-Revit/Window-Double-Hung-Pella-Lifestyle_Series.zip?utm_source=pdfdoc

Sketchup (requires appropriate software to read and use):
https://media.pella.com/professional/adm/Clad-Wood-LS/PellaSKP_LifestyleSeries_Double-Hung.zip?utm_source=pdfdoc

Combination Recommendations:
https://media.pella.com/professional/adm/Clad-Wood/D_Combinations.pdf?utm_source=pdfdoc

Installation Details:
https://media.pella.com/professional/adm/Clad-Wood/F_InstallationDetails.pdf?utm_source=pdfdoc

Bay/Bow Details:
https://media.pella.com/professional/adm/Clad-Wood/Pella-Wood_BayBowWindows.pdf

Microsoft and Microsoft Word are registered trademarks of Microsoft Corp.

The information published in this document is believed to be accurate at the time of publication. However, because we are constantly working to improve our products, specifications are subject to change without notice. Consult your local Pella representative for up-to-date product information and availability.

Docusign Envelope ID: 2E8708E6-7625-41CD-B0AB-3FDA98460317

Size and Performance Data

	Dual-Pane
Sizes	
Standard double-hung vent / fixed sizes	●
Transom sizes	●
Egress sizes	●
Special sizes available	●
Performance [1]	
Meets or Exceeds AAMA / WDMA Ratings	H-LC25-LC50 Hallmark Certified
Air Infiltration (cfm / ft² of frame @ 1.57 psf wind pressure) [2]	0.11
Water Resistance	7.5 psf
Design Pressure	25 – 50 psf
Other Performance Criteria	
Forced Entry Resistance Level (Minimum Security Grade) [3]	10
Operating Force (lb) Initiate Motion / Maintain Motion (of Hallmark tested size and glazing) [4]	40/40

Sound Transmission Class / Outdoor-Indoor Transmission Class

Product	Frame Size Tested [5]	Glazing System				STC Rating	OITC Rating
		Overall Glazing Thickness	Exterior Glass Thickness	Interior Glass Thickness	Third Pane Thickness (HGP)		
Pella Lifestyle Series Double-Hung	37" x 59"	11/16"	2.5mm	2.5mm	—	27	23
	37" x 59"	11/16"	5mm	3mm	—	31	27

(—) = Not Available

(1) Maximum performance for single unit when glazed with the appropriate glass thickness. See Design Data pages in this section for specific product performance class and grade values.

(2) Published performance data for air infiltration is determined by testing a minimum of four (4) products of NFRC model size. Testing is conducted in accordance with ASTM E283. Air infiltration ratings for products will differ by size. The performance data does not apply to combination assemblies unless noted. Actual product performance may vary for a number of reasons including installation and product care.

(3) The higher the level, the greater the product's ability to resist forced entry.

(4) Glazing configurations may result in higher operational forces.

(5) ASTM E 1425 defines standard sizes for acoustical testing. Ratings achieved at that size are representative of all sizes of the same configuration.

Docusign Envelope ID: 2E8708E6-7625-41CD-B0AB-3FDA98460317

Standard	Options / Upgrades
Glazing	
Glazing Type	
Dual-Pane Insulating Glass	—
Insulated Glass Options/Low-E Types	
Advanced Low-E	SunDefense™ Low-E
	SunDefense+ Low-E
	AdvancedComfort Low-E
	NaturalSun Low-E
	NaturalSun+ Low-E
Additional Glass Options	
Annealed Glass	STC Glazing Options
	Tempered Glass
	Obscure Glass[1]
Gas Fill/High Altitude	
Argon	High altitude (Air-filled only)
Exterior	
EnduraClad® protective finish	—
Cladding Colors	
12 Standard colors[1]	—
Interior[1]	
Unfinished wood	Factory primed
	Factory prefinished paint[1]
	Factory prefinished stain[1]
Wood Types	
Pine	—
Hardware	
Finishes	
Champagne, Matte Black, White or Brown	Oil Rubbed Bronze, Satin Nickel
Sash Locks/Sash Lifts	
Cam-action lock	Sash lifts[2]
Tilt-Wash Cleaning	
Tilt to interior on both sashes	—
Grilles	
Grilles-Between-the-Glass	
—	Traditional, Prairie, Top Row, Cross, Custom - Equally Divided
Simulated Divided Light with Optional Spacer[3]	
—	Traditional, Prairie, Top Row, Cross, Custom - Equally Divided
Screens	
—	Full-Size InView™ screens, Hidden Screen[4]

(—) = Not Available
(1) Contact your local Pella sales representative for current color options.
(2) Sold separately for Pella® Lifestyle Series double-hung windows.
(3) Available with Low-E argon-insulated glass only.
(4) Hidden Screen prevents operation of the upper sash.

Docusign Envelope ID: 2E8708E6-7625-41CD-B0AB-3FDA98460317

Combination Assemblies

Combinations are a great way to create visual interest in any project. A combination is an assembly formed by two or more separate windows or doors whose frames are mulled together by a direct or reinforcing mullion.

Pella window combinations are available in an endless variety of arrangements. Refer to Combinations section for requirements and limitations.

Contact your local Pella sales representative for more information.



Two-Wide

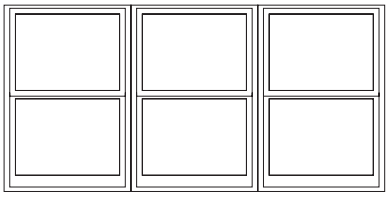

Three-Wide Equal



Four-Wide Equal



Center Fixed with Flankers



Three-Wide Unequal



Transom over Single



Two-Wide Transoms over Two-Wide



Three-Wide Transoms over Three-Wide



Clad Frame over Single



Single Clad Frame over Two-Wide



Two Wide Clad Frame over Two-Wide

Docusign Envelope ID: 2E8708E6-7625-41CD-B0AB-3FDA98460317

Combination Assemblies

Combinations are a great way to create visual interest in any project. A combination is an assembly formed by two or more separate windows or doors whose frames are mulled together by a direct or reinforcing mullion.

Pella window combinations are available in an endless variety of arrangements. Refer to Combinations Section for requirements, and limitations.

Contact your local Pella sales representative for more information.



Half Circle over Single



Half Circle over Two-Wide



Left Quarter Circle over Single



Right Quarter Circle over Single



Arch Head over Single



Arch Head over Two-Wide



Half Circle centered on Three-Wide Equal



Half Circle over Three-Wide Unequal



Half Circle over Center Fixed with Flankers

Docusign Envelope ID: 2E8708E6-7625-41CD-B0AB-3FDA98460317

Glazing Performance - Total Unit

Glazing Thickness	Type of Glazing	NFRC Certified Product #	Glass (mm)		Gap Fill	Performance Values[1]				Shaded Areas Meet ENERGY STAR® Performance Criteria in Zones Shown					
										U. S.				Canada[2]	
			Ext.	Int.		U-Factor	SHGC	VLT	CR	Zone				ER	Zone
Dual-Pane Vent										N	NC	SC	S		CA
11/16"	Advanced LowE IG	PEL-N-35-00514-00001	2.5	2.5	argon	0.30	0.30	0.56	56						
	with grilles-between-the-glass	PEL-N-35-00515-00001				0.30	0.27	0.50	56						
	with Simulated Divided Light	PEL-N-35-00516-00001				0.30	0.27	0.50	56						
11/16"	Advanced LowE IG	PEL-N-35-00517-00001	3	3	argon	0.30	0.30	0.56	55						
	with grilles-between-the-glass	PEL-N-35-00518-00001				0.30	0.27	0.50	55						
	with Simulated Divided Light	PEL-N-35-00519-00001				0.30	0.27	0.50	55						
11/16"	SunDefense™ Low-E IG	PEL-N-35-00550-00001	2.5	2.5	argon	0.29	0.22	0.52	56				S		
	with grilles-between-the-glass	PEL-N-35-00551-00001				0.29	0.20	0.47	56				S		
	with Simulated Divided Light	PEL-N-35-00552-00001				0.29	0.20	0.47	56				S		
11/16"	SunDefense Low-E IG	PEL-N-35-00553-00001	3	3	argon	0.29	0.22	0.52	55				S		
	with grilles-between-the-glass	PEL-N-35-00554-00001				0.29	0.20	0.46	55				S		
	with Simulated Divided Light	PEL-N-35-00555-00001				0.29	0.20	0.46	55				S		
11/16"	SunDefense+ Low-E IG	PEL-N-35-00568-00001	2.5	2.5	argon	0.25	0.22	0.51	45		NC	SC	S		
	with grilles-between-the-glass	PEL-N-35-00569-00001				0.25	0.20	0.46	45		NC	SC	S		
	with Simulated Divided Light	PEL-N-35-00570-00001				0.25	0.20	0.46	45		NC	SC	S		
11/16"	SunDefense+ Low-E IG	PEL-N-35-00571-00001	3	3	argon	0.25	0.22	0.51	44		NC	SC	S		
	with grilles-between-the-glass	PEL-N-35-00572-00001				0.25	0.20	0.45	44		NC	SC	S		
	with Simulated Divided Light	PEL-N-35-00573-00001				0.25	0.20	0.45	44		NC	SC	S		
11/16"	AdvancedComfort Low-E IG	PEL-N-35-00532-00001	2.5	2.5	argon	0.26	0.29	0.55	45						
	with grilles-between-the-glass	PEL-N-35-00533-00001				0.26	0.27	0.49	45						
	with Simulated Divided Light	PEL-N-35-00534-00001				0.26	0.27	0.49	45						
11/16"	AdvancedComfort Low-E IG	PEL-N-35-00535-00001	3	3	argon	0.26	0.29	0.55	44						
	with grilles-between-the-glass	PEL-N-35-00536-00001				0.26	0.26	0.49	44						
	with Simulated Divided Light	PEL-N-35-00537-00001				0.26	0.26	0.49	44						
11/16"	NaturalSun LowE IG	PEL-N-35-00478-00001	2.5	2.5	argon	0.30	0.56	0.64	55					34	CA
	with grilles-between-the-glass	PEL-N-35-00479-00001				0.30	0.50	0.57	55						
	with Simulated Divided Light	PEL-N-35-00480-00001				0.30	0.50	0.57	55						
11/16"	NaturalSun LowE IG	PEL-N-35-00481-00001	3	3	argon	0.30	0.55	0.63	54					34	CA
	with grilles-between-the-glass	PEL-N-35-00482-00001				0.30	0.49	0.57	54						
	with Simulated Divided Light	PEL-N-35-00483-00001				0.30	0.49	0.57	54						
11/16"	NaturalSun+ LowE IG	PEL-N-35-00496-00001	2.5	2.5	argon	0.26	0.51	0.63	44	N				35	CA
	with grilles-between-the-glass	PEL-N-35-00497-00001				0.26	0.46	0.56	44	N					
	with Simulated Divided Light	PEL-N-35-00498-00001				0.26	0.46	0.56	44	N					
11/16"	NaturalSun+ LowE IG	PEL-N-35-00499-00001	3	3	argon	0.26	0.50	0.62	43	N				35	CA
	with grilles-between-the-glass	PEL-N-35-00500-00001				0.26	0.45	0.55	43	N					
	with Simulated Divided Light	PEL-N-35-00501-00001				0.26	0.45	0.55	43	N					

R-Value = 1/U-Factor
SHGC = Solar Heat Gain Coefficient
VLT % = Visible Light Transmission
CR = Condensation Resistance
ER = Canadian Energy Rating

(1) Glazing performance values are calculated based on NFRC 100, NFRC 200 and NFRC 500. ENERGY STAR® values are updated to 2023 (version 7) criteria.

(2) The values shown are based on Canada's updated ENERGY STAR® 2020 initiative.

Visit www.energystar.gov for Energy Star guidelines.

Climate Zones

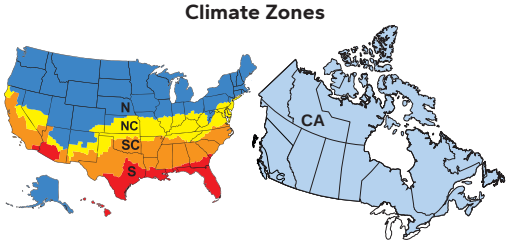

Docusign Envelope ID: 2E8708E6-7625-41CD-B0AB-3FDA98460317

Glazing Performance - Total Unit

Glazing Thickness	Type of Glazing	NFRC Certified Product #	Glass (mm)		Gap Fill	Performance Values[1]				Shaded Areas Meet ENERGY STAR® Performance Criteria in Zones Shown					
										U. S.				Canada[2]	
			Ext.	Int.		U-Factor	SHGC	VLT	CR	Zone				ER	Zone
Dual-Pane Vent – High Altitude Glazing										N	NC	SC	S		CA
11/16"	Advanced LowE IG	PEL-N-35-00523-00001	2.5	2.5	air	0.33	0.30	0.57	52						
	with grilles-between-the-glass	PEL-N-35-00524-00001				0.33	0.27	0.50	52						
	with Simulated Divided Light	PEL-N-35-00525-00001				0.33	0.27	0.50	52						
11/16"	Advanced LowE IG	PEL-N-35-00526-00001	3	3	air	0.33	0.30	0.56	52						
	with grilles-between-the-glass	PEL-N-35-00527-00001				0.33	0.27	0.50	52						
	with Simulated Divided Light	PEL-N-35-00528-00001				0.33	0.27	0.50	52						
11/16"	SunDefense™ Low-E IG	PEL-N-35-00559-00001	2.5	2.5	air	0.33	0.22	0.52	53						
	with grilles-between-the-glass	PEL-N-35-00560-00001				0.33	0.20	0.47	53						
	with Simulated Divided Light	PEL-N-35-00561-00001				0.33	0.20	0.47	53						
11/16"	SunDefense Low-E IG	PEL-N-35-00562-00001	3	3	air	0.33	0.23	0.52	52						
	with grilles-between-the-glass	PEL-N-35-00563-00001				0.33	0.20	0.46	52						
	with Simulated Divided Light	PEL-N-35-00564-00001				0.33	0.20	0.46	52						
11/16"	SunDefense+ Low-E IG	PEL-N-35-00577-00001	2.5	2.5	air	0.28	0.22	0.51	42			SC	S		
	with grilles-between-the-glass	PEL-N-35-00578-00001				0.28	0.20	0.46	42			SC	S		
	with Simulated Divided Light	PEL-N-35-00579-00001				0.28	0.20	0.46	42			SC	S		
11/16"	SunDefense+ Low-E IG	PEL-N-35-00580-00001	3	3	air	0.28	0.22	0.51	41			SC	S		
	with grilles-between-the-glass	PEL-N-35-00581-00001				0.28	0.20	0.45	41			SC	S		
	with Simulated Divided Light	PEL-N-35-00582-00001				0.28	0.20	0.45	41			SC	S		
11/16"	AdvancedComfort Low-E IG	PEL-N-35-00541-00001	2.5	2.5	air	0.28	0.30	0.55	41						
	with grilles-between-the-glass	PEL-N-35-00542-00001				0.28	0.27	0.49	41						
	with Simulated Divided Light	PEL-N-35-00543-00001				0.28	0.27	0.49	41						
11/16"	AdvancedComfort Low-E IG	PEL-N-35-00544-00001	3	3	air	0.28	0.29	0.55	40						
	with grilles-between-the-glass	PEL-N-35-00545-00001				0.28	0.26	0.49	40						
	with Simulated Divided Light	PEL-N-35-00546-00001				0.28	0.26	0.49	40						
11/16"	NaturalSun LowE IG	PEL-N-35-00487-00001	2.5	2.5	air	0.34	0.56	0.64	52						
	with grilles-between-the-glass	PEL-N-35-00488-00001				0.34	0.50	0.57	52						
	with Simulated Divided Light	PEL-N-35-00489-00001				0.34	0.50	0.57	52						
11/16"	NaturalSun LowE IG	PEL-N-35-00490-00001	3	3	air	0.34	0.55	0.63	51						
	with grilles-between-the-glass	PEL-N-35-00491-00001				0.34	0.49	0.57	51						
	with Simulated Divided Light	PEL-N-35-00492-00001				0.34	0.49	0.57	51						
11/16"	NaturalSun+ LowE IG	PEL-N-35-00505-00001	2.5	2.5	air	0.28	0.51	0.63	41						
	with grilles-between-the-glass	PEL-N-35-00506-00001				0.28	0.46	0.56	41						
	with Simulated Divided Light	PEL-N-35-00507-00001				0.28	0.46	0.56	41						
11/16"	NaturalSun+ LowE IG	PEL-N-35-00508-00001	3	3	air	0.29	0.50	0.62	40						
	with grilles-between-the-glass	PEL-N-35-00509-00001				0.29	0.45	0.62	40						
	with Simulated Divided Light	PEL-N-35-00510-00001				0.29	0.45	0.55	40						

R-Value = 1/U-Factor
SHGC = Solar Heat Gain Coefficient
VLT % = Visible Light Transmission
CR = Condensation Resistance
ER = Canadian Energy Rating

(1) Glazing performance values are calculated based on NFRC 100, NFRC 200 and NFRC 500. ENERGY STAR® values are updated to 2023 (version 7) criteria.

(2) The values shown are based on Canada's updated ENERGY STAR® 2020 initiative.

Visit www.energystar.gov for Energy Star guidelines.

Climate Zones

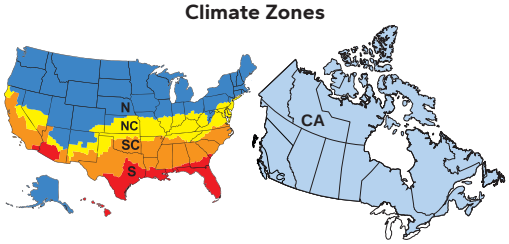

Docusign Envelope ID: 2E8708E6-7625-41CD-B0AB-3FDA98460317

Glazing Performance - Total Unit

Glazing Thickness	Type of Glazing	NFRC Certified Product #	Glass (mm)		Gap Fill	Performance Values[1]				Shaded Areas Meet ENERGY STAR® Performance Criteria in Zones Shown					
			Ext.	Int.		U-Factor	SHGC	VLT	CR	U. S.				Canada[2]	
										Zone				ER	Zone
Dual-Pane Fixed										N	NC	SC	S		CA
11/16"	Advanced LowE IG	PEL-N-229-00861-00001	2.5	2.5	argon	0.27	0.31	0.58	58						
	with grilles-between-the-glass	PEL-N-229-00862-00001				0.27	0.28	0.52	58						
	with Simulated Divided Light	PEL-N-229-00863-00001				0.28	0.28	0.52	58						
11/16"	Advanced LowE IG	PEL-N-229-00949-00001	3	3	argon	0.27	0.31	0.58	57						
	with grilles-between-the-glass	PEL-N-229-00950-00001				0.27	0.28	0.51	57						
	with Simulated Divided Light	PEL-N-229-00951-00001				0.28	0.28	0.51	57						
11/16"	Advanced LowE IG	PEL-N-229-00965-00001	4	4	argon	0.28	0.30	0.57	55						
	with grilles-between-the-glass	PEL-N-229-00966-00001				0.29	0.28	0.51	55						
	with Simulated Divided Light	PEL-N-229-00967-00001				0.29	0.28	0.51	55						
11/16"	SunDefense™ Low-E IG	PEL-N-229-01045-00001	2.5	2.5	argon	0.27	0.23	0.54	58			SC	S		
	with grilles-between-the-glass	PEL-N-229-01046-00001				0.27	0.21	0.48	58			SC	S		
	with Simulated Divided Light	PEL-N-229-01047-00001				0.28	0.21	0.48	58			SC	S		
11/16"	SunDefense Low-E IG	PEL-N-229-01053-00001	3	3	argon	0.27	0.23	0.53	57			SC	S		
	with grilles-between-the-glass	PEL-N-229-01054-00001				0.27	0.21	0.48	57			SC	S		
	with Simulated Divided Light	PEL-N-229-01055-00001				0.28	0.21	0.48	57			SC	S		
11/16"	SunDefense Low-E IG	PEL-N-229-01061-00001	4	4	argon	0.28	0.23	0.53	55			SC	S		
	with grilles-between-the-glass	PEL-N-229-01062-00001				0.29	0.21	0.47	55				S		
	with Simulated Divided Light	PEL-N-229-01063-00001				0.29	0.21	0.47	55				S		
11/16"	SunDefense+ Low-E IG	PEL-N-229-01493-00001	2.5	2.5	argon	0.23	0.22	0.53	46		NC	SC	S		
	with grilles-between-the-glass	PEL-N-229-01494-00001				0.23	0.20	0.47	46		NC	SC	S		
	with Simulated Divided Light	PEL-N-229-01495-00001				0.24	0.20	0.47	46		NC	SC	S		
11/16"	SunDefense+ Low-E IG	PEL-N-229-01501-00001	3	3	argon	0.23	0.22	0.52	45		NC	SC	S		
	with grilles-between-the-glass	PEL-N-229-01502-00001				0.23	0.20	0.47	45		NC	SC	S		
	with Simulated Divided Light	PEL-N-229-01503-00001				0.24	0.20	0.47	45		NC	SC	S		
11/16"	SunDefense+ Low-E IG	PEL-N-229-01509-00001	4	4	argon	0.24	0.22	0.52	43		NC	SC	S		
	with grilles-between-the-glass	PEL-N-229-01510-00001				0.25	0.20	0.46	43		NC	SC	S		
	with Simulated Divided Light	PEL-N-229-01511-00001				0.25	0.20	0.46	43		NC	SC	S		
11/16"	AdvancedComfort Low-E IG	PEL-N-229-00997-00001	2.5	2.5	argon	0.23	0.30	0.57	46		NC				
	with grilles-between-the-glass	PEL-N-229-00998-00001				0.23	0.27	0.51	46		NC				
	with Simulated Divided Light	PEL-N-229-00999-00001				0.24	0.27	0.51	46		NC				
11/16"	AdvancedComfort Low-E IG	PEL-N-229-01005-00001	3	3	argon	0.23	0.30	0.56	45		NC				
	with grilles-between-the-glass	PEL-N-229-01006-00001				0.23	0.27	0.50	45		NC				
	with Simulated Divided Light	PEL-N-229-01007-00001				0.24	0.27	0.50	45		NC				
11/16"	AdvancedComfort Low-E IG	PEL-N-229-01013-00001	4	4	argon	0.24	0.30	0.55	43		NC				
	with grilles-between-the-glass	PEL-N-229-01014-00001				0.25	0.27	0.50	43		NC				
	with Simulated Divided Light	PEL-N-229-01015-00001				0.25	0.27	0.50	43		NC				

R-Value = 1/U-Factor
SHGC = Solar Heat Gain Coefficient
VLT % = Visible Light Transmission
CR = Condensation Resistance
ER = Canadian Energy Rating

(1) Glazing performance values are calculated based on NFRC 100, NFRC 200 and NFRC 500. ENERGY STAR® values are updated to 2023 (version 7) criteria.

(2) The values shown are based on Canada's updated ENERGY STAR® 2020 initiative.

Visit www.energystar.gov for Energy Star guidelines.

Climate Zones

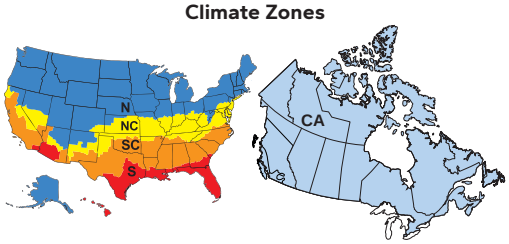

Docusign Envelope ID: 2E8708E6-7625-41CD-B0AB-3FDA98460317

Glazing Performance - Total Unit

Glazing Thickness	Type of Glazing	NFRC Certified Product #	Glass (mm)		Gap Fill	Performance Values[1]				Shaded Areas Meet ENERGY STAR® Performance Criteria in Zones Shown					
			Ext.	Int.		U-Factor	SHGC	VLT	CR	U. S.				Canada[2]	
										Zone				ER	Zone
Dual-Pane Fixed (continued)										N	NC	SC	S		CA
11/16"	NaturalSun LowE IG	PEL-N-229-00901-00001	2.5	2.5	argon	0.28	0.58	0.66	57					38	CA
	with grilles-between-the-glass	PEL-N-229-00902-00001				0.28	0.52	0.59	57					35	CA
	with Simulated Divided Light	PEL-N-229-00903-00001				0.29	0.52	0.59	57					34	CA
11/16"	NaturalSun LowE IG	PEL-N-229-00909-00001	3	3	argon	0.28	0.57	0.65	56					38	CA
	with grilles-between-the-glass	PEL-N-229-00910-00001				0.28	0.51	0.58	56					34	CA
	with Simulated Divided Light	PEL-N-229-00911-00001				0.29	0.51	0.58	56						
11/16"	NaturalSun LowE IG	PEL-N-229-00917-00001	4	4	argon	0.29	0.55	0.65	55					35	CA
	with grilles-between-the-glass	PEL-N-229-00918-00001				0.30	0.50	0.58	55						
	with Simulated Divided Light	PEL-N-229-00919-00001				0.30	0.50	0.58	55						
11/16"	NaturalSun+ LowE IG	PEL-N-229-01445-00001	2.5	2.5	argon	0.24	0.53	0.64	45	N				41	CA
	with grilles-between-the-glass	PEL-N-229-01446-00001				0.24	0.47	0.58	45	N				37	CA
	with Simulated Divided Light	PEL-N-229-01447-00001				0.25	0.47	0.58	45	N				36	CA
11/16"	NaturalSun+ LowE IG	PEL-N-229-01453-00001	3	3	argon	0.24	0.52	0.64	44	N				40	CA
	with grilles-between-the-glass	PEL-N-229-01454-00001				0.24	0.46	0.57	44	N				37	CA
	with Simulated Divided Light	PEL-N-229-01455-00001				0.25	0.46	0.57	44	N				35	CA
11/16"	NaturalSun+ LowE IG	PEL-N-229-01461-00001	4	4	argon	0.25	0.50	0.63	42	N				38	CA
	with grilles-between-the-glass	PEL-N-229-01462-00001				0.26	0.45	0.56	42	N					
	with Simulated Divided Light	PEL-N-229-01463-00001				0.26	0.45	0.56	42	N					

R-Value = 1/U-Factor
SHGC = Solar Heat Gain Coefficient
VLT % = Visible Light Transmission
CR = Condensation Resistance
ER = Canadian Energy Rating

(1) Glazing performance values are calculated based on NFRC 100, NFRC 200 and NFRC 500. ENERGY STAR® values are updated to 2023 (version 7) criteria.

(2) The values shown are based on Canada's updated ENERGY STAR® 2020 initiative.

Visit www.energystar.gov for Energy Star guidelines.

Climate Zones

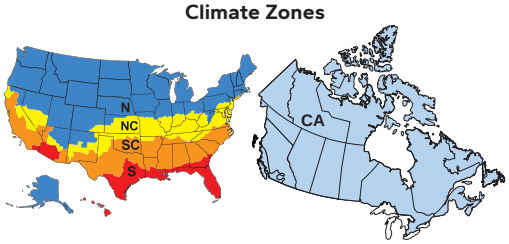

Docusign Envelope ID: 2E8708E6-7625-41CD-B0AB-3FDA98460317

Lifestyle Series Double-Hung

Glazing Performance - Total Unit

Glazing Thickness	Type of Glazing	NFRC Certified Product #	Glass (mm)		Gap Fill	Performance Values[1]				Shaded Areas Meet ENERGY STAR® Performance Criteria in Zones Shown					
										U. S.				Canada[2]	
			Ext.	Int.		U-Factor	SHGC	VLT	CR	Zone				ER	Zone
Dual-Pane Fixed – High Altitude Glazing										N	NC	SC	S		CA
11/16"	Advanced LowE IG	PEL-N-229-00857-00001	2.5	2.5	air	0.31	0.31	0.58	54						
	with grilles-between-the-glass	PEL-N-229-00858-00001				0.31	0.28	0.52	54						
	with Simulated Divided Light	PEL-N-229-00859-00001				0.32	0.28	0.52	54						
11/16"	Advanced LowE IG	PEL-N-229-00945-00001	3	3	air	0.31	0.31	0.58	53						
	with grilles-between-the-glass	PEL-N-229-00946-00001				0.31	0.28	0.51	53						
	with Simulated Divided Light	PEL-N-229-00947-00001				0.32	0.28	0.51	53						
11/16"	Advanced LowE IG	PEL-N-229-00961-00001	4	4	air	0.33	0.31	0.57	51						
	with grilles-between-the-glass	PEL-N-229-00962-00001				0.34	0.28	0.51	51						
	with Simulated Divided Light	PEL-N-229-00963-00001				0.34	0.28	0.51	51						
11/16"	SunDefense™ Low-E IG	PEL-N-229-01041-00001	2.5	2.5	air	0.31	0.23	0.54	55				S		
	with grilles-between-the-glass	PEL-N-229-01042-00001				0.31	0.21	0.48	55				S		
	with Simulated Divided Light	PEL-N-229-01043-00001				0.28	0.21	0.48	53			SC	S		
11/16"	SunDefense Low-E IG	PEL-N-229-01049-00001	3	3	air	0.31	0.23	0.53	54				S		
	with grilles-between-the-glass	PEL-N-229-01050-00001				0.31	0.21	0.48	54				S		
	with Simulated Divided Light	PEL-N-229-01051-00001				0.32	0.21	0.48	54				S		
11/16"	SunDefense Low-E IG	PEL-N-229-01057-00001	4	4	air	0.32	0.23	0.53	52				S		
	with grilles-between-the-glass	PEL-N-229-01058-00001				0.34	0.21	0.47	52						
	with Simulated Divided Light	PEL-N-229-01059-00001				0.34	0.21	0.47	52						
11/16"	SunDefense+ Low-E IG	PEL-N-229-01489-00001	2.5	2.5	air	0.25	0.23	0.53	42		NC	SC	S		
	with grilles-between-the-glass	PEL-N-229-01490-00001				0.25	0.21	0.47	42		NC	SC	S		
	with Simulated Divided Light	PEL-N-229-01491-00001				0.26	0.21	0.47	42			SC	S		
11/16"	SunDefense+ Low-E IG	PEL-N-229-01497-00001	3	3	air	0.26	0.23	0.52	41			SC	S		
	with grilles-between-the-glass	PEL-N-229-01498-00001				0.26	0.21	0.47	41			SC	S		
	with Simulated Divided Light	PEL-N-229-01499-00001				0.27	0.21	0.47	41			SC	S		
11/16"	SunDefense+ Low-E IG	PEL-N-229-01505-00001	4	4	air	0.27	0.23	0.52	39			SC	S		
	with grilles-between-the-glass	PEL-N-229-01506-00001				0.28	0.21	0.46	39			SC	S		
	with Simulated Divided Light	PEL-N-229-01507-00001				0.28	0.21	0.46	39			SC	S		
11/16"	AdvancedComfort Low-E IG	PEL-N-229-00993-00001	2.5	2.5	air	0.26	0.30	0.57	42						
	with grilles-between-the-glass	PEL-N-229-00994-00001				0.26	0.27	0.51	42						
	with Simulated Divided Light	PEL-N-229-00995-00001				0.26	0.27	0.51	42						
11/16"	AdvancedComfort Low-E IG	PEL-N-229-01001-00001	3	3	air	0.26	0.30	0.56	41						
	with grilles-between-the-glass	PEL-N-229-01002-00001				0.26	0.27	0.50	41						
	with Simulated Divided Light	PEL-N-229-01003-00001				0.27	0.27	0.50	41						
11/16"	AdvancedComfort Low-E IG	PEL-N-229-01009-00001	4	4	air	0.27	0.30	0.55	39						
	with grilles-between-the-glass	PEL-N-229-01010-00001				0.28	0.27	0.50	39						
	with Simulated Divided Light	PEL-N-229-01011-00001				0.28	0.27	0.50	39						
11/16"	NaturalSun LowE IG	PEL-N-229-00897-00001	2.5	2.5	air	0.32	0.57	0.66	54						
	with grilles-between-the-glass	PEL-N-229-00898-00001				0.32	0.52	0.59	54						
	with Simulated Divided Light	PEL-N-229-00899-00001				0.33	0.52	0.59	54						
11/16"	NaturalSun LowE IG	PEL-N-229-00905-00001	3	3	air	0.32	0.56	0.65	53						
	with grilles-between-the-glass	PEL-N-229-00906-00001				0.32	0.51	0.58	53						
	with Simulated Divided Light	PEL-N-229-00907-00001				0.33	0.51	0.58	53						
11/16"	NaturalSun LowE IG	PEL-N-229-00913-00001	4	4	air	0.34	0.55	0.65	51						
	with grilles-between-the-glass	PEL-N-229-00914-00001				0.35	0.49	0.58	51						
	with Simulated Divided Light	PEL-N-229-00915-00001				0.35	0.49	0.58	51						
11/16"	NaturalSun+ LowE IG	PEL-N-229-01441-00001	2.5	2.5	air	0.26	0.52	0.64	41	N				37	CA
	with grilles-between-the-glass	PEL-N-229-01442-00001				0.26	0.47	0.58	41	N				35	CA
	with Simulated Divided Light	PEL-N-229-01443-00001				0.27	0.47	0.58	41						
11/16"	NaturalSun+ LowE IG	PEL-N-229-01449-00001	3	3	air	0.27	0.51	0.64	40					36	CA
	with grilles-between-the-glass	PEL-N-229-01450-00001				0.27	0.46	0.57	40						
	with Simulated Divided Light	PEL-N-229-01451-00001				0.28	0.46	0.57	40						
11/16"	NaturalSun+ LowE IG	PEL-N-229-01457-00001	4	4	air	0.28	0.50	0.63	38					34	CA
	with grilles-between-the-glass	PEL-N-229-01458-00001				0.29	0.45	0.56	38						
	with Simulated Divided Light	PEL-N-229-01459-00001				0.29	0.45	0.56	38						

(1) Glazing performance values are calculated based on NFRC 100, NFRC 200 and NFRC 500. ENERGY STAR® values are updated to 2023 (version 7) criteria.

(2) The values shown are based on Canada's updated ENERGY STAR® 2020 initiative.

Visit www.energystar.gov for Energy Star guidelines.

R-Value = 1/U-Factor
SHGC = Solar Heat Gain Coefficient
VLT % = Visible Light Transmission
CR = Condensation Resistance
ER = Canadian Energy Rating

Docusign Envelope ID: 2E8708E6-7625-41CD-B0AB-3FDA98460317

Grilles

Grille Profiles

Simulated-Divided-Light Grilles

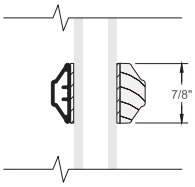

7/8" Regular

Simulated-Divided-Light Grilles with optional spacer

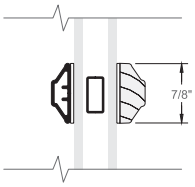

7/8" Regular

Grilles-Between-the-Glass

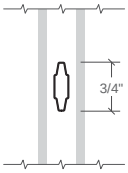

3/4"
Contoured Grille

Grille Patterns

Grilles-Between-the-Glass and Simulated-Divided-Light Grilles

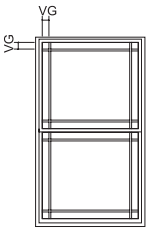

9-Lite Prairie

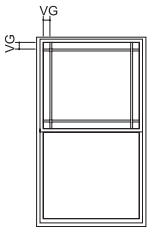

9-Lite Prairie
Top Sash Only

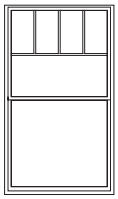

Top Row

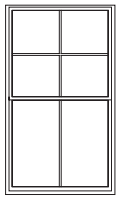

Cross

9-Lite Prairie
- Standard corner lite dimension for Prairie patterns = 2-1/2" VG.
- Available in transoms ≥ 1'3" height and width.

Cross
- Minimum DH frame height 35".
- Horizontal bar will be at 1/2" of the VG height of the top sash.

Top Row
- Minimum DH frame height 35".
- Horizontal bar will be at 1/2" of the VG height of the top sash.

For traditional patterns, see size tables.

VG = Visible Glass
(1) Grilles are available in traditional patterns only.
Lite dimensions noted can vary.
For size and pattern availability contact your local Pella sales representative.

Docusign Envelope ID: 2E8708E6-7625-41CD-B0AB-3FDA98460317

Size Tables - Double-Hung with GBG's and SDL's[1]

Vent Units

Opening	(552) (533) 1' 9 3/4"	(654) (635) 2' 1 3/4"	(755) (737) 2' 5 3/4"	(857) (838) 2' 9 3/4"	(959) (940) 3' 1 3/4"	(1 060) (1 041) 3' 5 3/4"	(1 162) (1 143) 3' 9 3/4"	(1 238) (1 219) 4' 0 3/4"
Frame	1' 9"	2' 1"	2' 5"	2' 9"	3' 1"	3' 5"	3' 9"	4' 0"
(908) (889) 2' 11 3/4" / 2' 11"	2135	2535	2935	3335	3735	4135	4535	4835
(1 060) (1 041) 3' 5 3/4" / 3' 5"	2141	2541	2941	3341	3741	4141	4541	4841
(1 213) (1 194) 3' 11 3/4" / 3' 11"	2147	2547	2947	3347	3747	4147	4547	4847
(1 365) (1 346) 4' 5 3/4" / 4' 5"	2153	2553	2953	3353	3753	4153	4553	4853
(1 467) (1 448) 4' 9 3/4" / 4' 9"	2157	2557	2957	3357 E1	3757 E	4157 E	4557 E	4857 E
(1 517) (1 499) 4' 11 3/4" / 4' 11"	2159	2559	2959	3359 E1	3759 E	4159 E	4559 E	4859 E
(1 670) (1 651) 5' 5 3/4" / 5' 5"	2165	2565	2965 E1	3365 E	3765 E	4165 E	4565 E	4865 E
(1 822) (1 803) 5' 11 3/4" / 5' 11"	2171	2571	2971 E	3371 E	3771 E	4171 E	4571 E	4871 E
(1 975) (1 956) 6' 5 3/4" / 6' 5"	2177	2577 E1	2977 E	3377 E	3777 E	4177 E	4577 E	4877 E
(2 153) (2 134) 7' 0 3/4" / 7' 0"	2184	2584 E	2984 E	3384 E	3784 E	4184 E	4584 E	4884 E

Egress Notes:

Check all applicable local codes for emergency egress requirements.

- E = Window meets minimum clear opening of 24" height, 20" width, and 5.7 ft².
- E1 = Window meets minimum clear opening of 24" height, 20" width, and 5.0 ft².

See Design Data pages in this section for clear opening dimensions.

Not to scale.
(1) Simulated divided lights are available in traditional patterns only.
Traditional grille patterns shown.
Grille patterns shown will align with grilles-between-the-glass on companion units.

Docusign Envelope ID: 2E8708E6-7625-41CD-B0AB-3FDA98460317

Size Tables - Fixed and Transoms with GBG's and SDL's

Transoms

		(552) (533)	(654) (635)	(755) (737)	(857) (838)	(959) (940)	(1 060) (1 041)
	Opening	1' 9 3/4"	2' 1 3/4"	2' 5 3/4"	2' 9 3/4"	3' 1 3/4"	3' 5 3/4"
	Frame	1' 9"	2' 1"	2' 5"	2' 9"	3' 1"	3' 5"
(374) (356)	1' 2 3/4"	1' 2"	2114	2514	2914	3314	3714	4114
(451) (432)	1' 5 3/4"	1' 5"	2117	2517	2917	3317	3717	4117
(552) (533)	1' 9 3/4"	1' 9"	2121					
(654) (635)	2' 1 3/4"	2' 1"	2125	2525	2925	3325	3725	4125
(756) (737)	2' 5 3/4"	2' 5"			2929			

Fixed Units

		(1 060) (1 041)	(1 213) (1 194)	(1 365) (1 346)	(1 517) (1 499)
	Opening	3' 5 3/4"	3' 11 3/4"	4' 5 3/4"	4' 11 3/4"
	Frame	3' 5"	3' 11"	4' 5"	4' 11"
(908) (889)	2' 11 3/4"	2' 11"	4135	4735	5335	5935
(1 060) (1 041)	3' 5 3/4"	3' 5"	4141	4741	5341	5941
(1 213) (1 194)	3' 11 3/4"	3' 11"	4147	4747	5347	5947
(1 365) (1 346)	4' 5 3/4"	4' 5"	4153	4753	5353	5953
(1 467) (1 448)	4' 9 3/4"	4' 9"	4157	4757	5357	5957

		(1 060) (1 041)	(1 213) (1 194)	(1 365) (1 346)	(1 517) (1 499)
	Opening	3' 5 3/4"	3' 11 3/4"	4' 5 3/4"	4' 11 3/4"
	Frame	3' 5"	3' 11"	4' 5"	4' 11"
(1 517) (1 499)	4' 11 3/4"	4' 11"	4159	4759	5359	5959
(1 670) (1 651)	5' 5 3/4"	5' 5"	4165	4765	5365	5965
(1 822) (1 803)	5' 11 3/4"	5' 11"	4171	4771	5371	5971

Not to scale.
Traditional grille patterns shown.
Grille patterns shown will align with grilles-between-the-glass on companion units.

Docusign Envelope ID: 2E8708E6-7625-41CD-B0AB-3FDA98460317

Size Tables - Replacement Sizes with Grilles-Between-the-Glass

Transoms

Opening	(616) (597) 2' 0 1/4"	(718) (699) 2' 4 1/4"	(762) (749) 2' 6 1/4"	(819) (800) 2' 8 1/4"	(921) (902) 3' 0 1/4"	(1 022) (1 003) 3' 4 1/4"	(1 073) (1 054) 3' 6 1/4"
Frame: 1' 11 1/2"	23.5 x 14	27.5 x 14	29.5 x 14	31.5 x 14	35.5 x 14	39.5 x 14	41.5 x 14
Frame: 2' 3 1/2"	23.5 x 17	27.5 x 17	29.5 x 17	31.5 x 17	35.5 x 17	39.5 x 17	41.5 x 17
Frame: 2' 5 1/2"	23.5 x 25	27.5 x 25	29.5 x 25	31.5 x 25	35.5 x 25	39.5 x 25	41.5 x 25
Frame: 2' 7 1/2"							
Frame: 2' 11 1/2"							
Frame: 3' 3 1/2"							
Frame: 3' 5 1/2"							

(375) (356) 1' 2 3/4" — 1' 2"
(451) (432) 1' 5 3/4" — 1' 5"
(654) (635) 2' 1 3/4" — 2' 1"

Vent Units

Opening	(616) (597) 2' 0 1/4"	(718) (699) 2' 4 1/4"	(762) (749) 2' 6 1/4"	(819) (800) 2' 8 1/4"	(921) (902) 3' 0 1/4"	(1 022) (1 003) 3' 4 1/4"	(1 073) (1 054) 3' 6 1/4"
Frame: 2' 11 1/2"	23.5 x 35.5	27.5 x 35.5	29.5 x 35.5	31.5 x 35.5	35.5 x 35.5	39.5 x 35.5	41.5 x 35.5
Frame: 3' 1 1/2"	23.5 x 37.5	27.5 x 37.5	29.5 x 37.5	31.5 x 37.5	35.5 x 37.5	39.5 x 37.5	41.5 x 37.5
Frame: 3' 5 1/2"	23.5 x 41.5	27.5 x 41.5	29.5 x 41.5	31.5 x 41.5	35.5 x 41.5	39.5 x 41.5	41.5 x 41.5
Frame: 3' 9 1/2"	23.5 x 45.5	27.5 x 45.5	29.5 x 45.5	31.5 x 45.5	35.5 x 45.5	39.5 x 45.5	41.5 x 45.5
Frame: 3' 11 1/2"	23.5 x 47.5	27.5 x 47.5	29.5 x 47.5	31.5 x 47.5	35.5 x 47.5	39.5 x 47.5	41.5 x 47.5
Frame: 4' 3 1/2"	23.5 x 51.5	27.5 x 51.5	29.5 x 51.5	31.5 x 51.5	35.5 x 51.5	39.5 x 51.5	41.5 x 51.5
Frame: 4' 5 1/2"	23.5 x 53.5	27.5 x 53.5	29.5 x 53.5	31.5 x 53.5	35.5 x 53.5	39.5 x 53.5	41.5 x 53.5
Frame: 4' 9 1/2"	23.5 x 57.5	27.5 x 57.5	29.5 x 57.5	31.5 x 57.5 E1	35.5 x 57.5 E	39.5 x 57.5 E	41.5 x 57.5 E
Frame: 4' 10 1/4"							
Frame: 4' 6 1/4"							
Frame: 4' 4 1/4"							
Frame: 4' 0 1/4"							
Frame: 3' 10 1/4"							
Frame: 3' 6 1/4"							
Frame: 3' 2 1/4"							
Frame: 3' 0 1/4"							

(921) (902) 3' 0 1/4" — 2' 11 1/2"
(972) (953) 3' 2 1/4" — 3' 1 1/2"
(1 073) (1 054) 3' 6 1/4" — 3' 5 1/2"
(1 175) (1 156) 3' 10 1/4" — 3' 9 1/2"
(1 226) (1 206) 4' 0 1/4" — 3' 11 1/2"
(1 327) (1 308) 4' 4 1/4" — 4' 3 1/2"
(1 378) (1 359) 4' 6 1/4" — 4' 5 1/2"
(1 473) (1 461) 4' 10 1/4" — 4' 9 1/2"

Egress Notes:

Check all applicable local codes for emergency egress requirements.

- E = Window meets minimum clear opening of 24" height, 20" width, and 5.7 ft².
- E1 = Window meets minimum clear opening of 24" height, 20" width, and 5.0 ft².

See Design Data pages in this section for clear opening dimensions.

Not to scale.
Traditional grille patterns shown.

Docusign Envelope ID: 2E8708E6-7625-41CD-B0AB-3FDA98460317

Size Tables - Replacement Double-Hung with Grilles-Between-the-Glass

Vent Units

		(616) (597)	(718) (699)	(762) (749)	(819) (800)	(921) (902)	(1 022) (1 003)	(1 073) (1 054)
	Opening	2' 0 1/4"	2' 4 1/4"	2' 6 1/4"	2' 8 1/4"	3' 0 1/4"	3' 4 1/4"	3' 6 1/4"
	Frame	1' 11 1/2"	2' 3 1/2"	2' 5 1/2"	2' 7 1/2"	2' 11 1/2"	3' 3 1/2"	3' 5 1/2"
(1 530) (1 511)	5' 0 1/4" / 4' 11 1/2"	23.5 x 59.5	27.5 x 59.5	29.5 x 59.5	31.5 x 59.5 E1	35.5 x 59.5 E	39.5 x 59.5 E	41.5 x 59.5 E
(1 581) (1 562)	5' 2 1/4" / 5' 1 1/2"	23.5 x 61.5	27.5 x 61.5	29.5 x 61.5 E1	31.5 x 61.5 E1	35.5 x 61.5 E	39.5 x 61.5 E	41.5 x 61.5 E
(1 683) (1 664)	5' 6 1/4" / 5' 5 1/2"	23.5 x 65.5	27.5 x 65.5	29.5 x 65.5 E1	31.5 x 65.5 E	35.5 x 65.5 E	39.5 x 65.5 E	41.5 x 65.5 E
(1 835) (1 816)	6' 0 1/4" / 5' 11 1/2"	23.5 x 71.5	27.5 x 71.5 E1	29.5 x 71.5 E	31.5 x 71.5 E	35.5 x 71.5 E	39.5 x 71.5 E	41.5 x 71.5 E

Egress Notes:

Check all applicable local codes for emergency egress requirements.

E = Window meets minimum clear opening of 24" height, 20" width, and 5.7 ft².

E1 = Window meets minimum clear opening of 24" height, 20" width, and 5.0 ft².

See Design Data pages in this section for clear opening dimensions.

Not to scale.

Traditional grille patterns shown.

Docusign Envelope ID: 2E8708E6-7625-41CD-B0AB-3FDA98460317

Size Tables - Replacement Fixed with Grilles-Between-the-Glass

			(1 060) (1 041)	(1 213) (1 194)	(1 365) (1 346)	(1 517) (1 499)
		Opening	3' 5 3/4"	3' 11 3/4"	4' 5 3/4"	4' 11 3/4"
		Frame	3' 5"	3' 11"	4' 5"	4' 11"
(921)	(902)	3' 0 1/4"	2' 11 1/2"	41 x 35.5	47 x 35.5	53 x 35.5	59 x 35.5
(972)	(953)	3' 2 1/4"	3' 1 1/2"	41 x 37.5	47 x 37.5	53 x 37.5	59 x 37.5
(1 073)	(1 054)	3' 6 1/4"	3' 5 1/2"	41 x 41.5	47 x 41.5	53 x 41.5	59 x 41.5
(1 175)	(1 156)	3' 10 1/4"	3' 9 1/2"	41 X 45.5	47 X 45.5	53 X 45.5	59 X 45.5
(1 226)	(1 206)	4' 0 1/4"	3' 11 1/2"	41 X 47.5	47 X 47.5	53 X 47.5	59 X 47.5
(1 327)	(1 308)	4' 4 1/4"	4' 3 1/2"	41 x 51.5	47 x 51.5	53 x 51.5	59 x 51.5
(1 378)	(1 359)	4' 6 1/4"	4' 5 1/2"	41 x 53.5	47 x 53.5	53 x 53.5	59 x 53.5
(1 473)	(1 461)	4' 10 1/4"	4' 9 1/2"	41 x 57.5	47 x 57.5	53 x 57.5	59 x 57.5

			(1 060) (1 041)	(1 213) (1 194)	(1 365) (1 346)	(1 517) (1 499)
		Opening	3' 5 3/4"	3' 11 3/4"	4' 5 3/4"	4' 11 3/4"
		Frame	3' 5"	3' 11"	4' 5"	4' 11"
(1 530)	(1 511)	5' 0 1/4"	4' 11 1/2"	41 x 59.5	47 x 59.5	53 x 59.5	59 x 59.5
(1 581)	(1 562)	5' 2 1/4"	5' 1 1/2"	41 x 61.5	47 x 61.5	53 x 61.5	59 x 61.5
(1 683)	(1 664)	5' 6 1/4"	5' 5 1/2"	41 x 65.5	47 x 65.5	53 x 65.5	59 x 65.5
(1 835)	(1 816)	6' 0 1/4"	5' 11 1/2"	41 x 71.5	47 x 71.5	53 x 71.5	59 x 71.5

Egress Notes:

Check all applicable local codes for emergency egress requirements.

E = Window meets minimum clear opening of 24" height, 20" width, and 5.7 ft².

E1 = Window meets minimum clear opening of 24" height, 20" width, and 5.0 ft².

See Design Data pages in this section for clear opening dimensions.

Not to scale.

Traditional grille patterns shown.

Docusign Envelope ID: 2E8708E6-7625-41CD-B0AB-3FDA98460317

Special Sizes and Dimensions

Special Size Frame Dimensions*

	Minimum	Maximum
Vent	1' 9" W x 2' 11" H (21" x 35") (533 x 889)	4' 0" W x 7' 0" H (48" x 84") (1 219 x 2 134)
Fixed	1' 9" W x 1' 2" H (21" x 14") (533 x 356)	4' 11" W x 6' 1" H (59" x 73") (1 499 x 1 854)

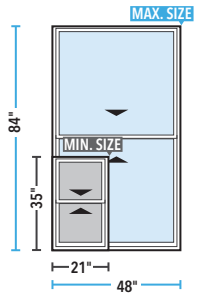

Miscellaneous Formulas (Equal Sash Only)

	Vent Units
Visible Glass	Width = Frame – 5" Height$_1$ = (Frame – 6.3125") ÷ 2
Actual Glass	Width = Frame – 4" Height$_1$ = (Frame – 4.3125") ÷ 2
Clear Opening Height:	(Frame Height ÷ 2) - 3.25"
Clear Opening Width:	Frame Width - 3.1875"



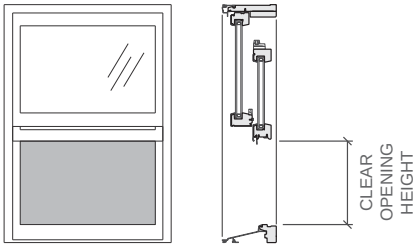

Shaded portion
shows vent area.

Miscellaneous Formulas (Fixed Units Only)

	Fixed and transom units
Visible Glass	Width = Frame – 4.9375" Height = Frame – 4.9375"
Actual Glass	Width = Frame – 4" Height = Frame – 4"

* Available within size range shown. Keep frame dimensions to the nearest 1/4" increment. Frame height cannot exceed frame width on special size dual-pane vent units.
(1) Per Sash.
To convert areas to square meters (m^2), multiply square feet by 0.0929.

Docusign Envelope ID: 2E8708E6-7625-41CD-B0AB-3FDA98460317

Design Data - Vent Units

New Construction Vent

Unit	Egress	Clear Opening (Inches)		Vent Area Ft²	Visible Glass Ft²	Standard Glass Thickness (mm)		Performance Class & Grade [1]
		Width	Height			Annealed	Tempered	
2135		17-13/16	14-1/4	1.8	3.2	2.5	3	LC50
2141		17-13/16	17-1/4	2.1	3.9	2.5	3	LC50
2147		17-13/16	20-1/4	2.5	4.5	2.5	3	LC50
2153		17-13/16	23-1/4	2.9	5.2	2.5	3	LC50
2157		17-13/16	25-1/4	3.1	5.6	2.5	3	LC40/LC50
2159		17-13/16	26-1/4	3.2	5.9	2.5	3	LC40/LC50
2165		17-13/16	29-1/4	3.6	6.5	2.5	3	LC40/LC50
2171		17-13/16	32-1/4	4.0	7.2	2.5	3	LC30/LC50
2177		17-13/16	35-1/4	4.3	7.8	2.5	3	LC30
2184		17-13/16	38-3/4	4.8	8.6	2.5	3	LC25
2535		21-13/16	14-1/4	2.2	4.0	2.5	3	LC50
2541		21-13/16	17-1/4	2.6	4.8	2.5	3	LC50
2547		21-13/16	20-1/4	3.1	5.7	2.5	3	LC50
2553		21-13/16	23-1/4	3.5	6.5	2.5	3	LC50
2557		21-13/16	25-1/4	3.8	7.0	2.5	3	LC40/LC50
2559		21-13/16	26-1/4	4.0	7.3	2.5	3	LC40/LC50
2565		21-13/16	29-1/4	4.4	8.2	2.5	3	LC40/LC50
2571		21-13/16	32-1/4	4.9	9.0	2.5	3	LC30/LC50
2577	E1	21-13/16	35-1/4	5.3	9.8	2.5	3	LC30
2584	E	21-13/16	38-3/4	5.9	10.8	2.5	3	LC25
2935		25-13/16	14-1/4	2.6	4.8	2.5	3	LC50
2941		25-13/16	17-1/4	3.1	5.8	2.5	3	LC50
2947		25-13/16	20-1/4	3.6	6.8	2.5	3	LC50
2953		25-13/16	23-1/4	4.2	7.8	2.5	3	LC50
2957		25-13/16	25-1/4	4.5	8.4	2.5	3	LC40/LC50
2959		25-13/16	26-1/4	4.7	8.8	2.5	3	LC40/LC50
2965	E1	25-13/16	29-1/4	5.2	9.8	2.5	3	LC40/LC50
2971	E	25-13/16	32-1/4	5.8	10.8	2.5	3	LC30/LC50
2977	E	25-13/16	35-1/4	6.3	11.7	2.5	3	LC30
2984	E	25-13/16	38-3/4	6.9	12.9	2.5	3	LC25
3335		29-13/16	14-1/4	3.0	5.6	2.5	3	LC50
3341		29-13/16	17-1/4	3.6	6.7	2.5	3	LC50
3347		29-13/16	20-1/4	4.2	7.9	2.5	3	LC50
3353		29-13/16	23-1/4	4.8	9.1	2.5	3	LC40/LC50
3357	E1	29-13/16	25-1/4	5.2	9.9	2.5	3	LC40/LC50
3359	E1	29-13/16	26-1/4	5.4	10.2	2.5	3	LC40/LC50
3365	E	29-13/16	29-1/4	6.1	11.4	2.5	3	LC35/LC50
3371	E	29-13/16	32-1/4	6.7	12.6	2.5	3	LC30/LC50
3377	E	29-13/16	35-1/4	7.3	13.7	2.5	3	LC30
3384	E	29-13/16	38-3/4	8.0	15.1	2.5	3	LC25
3735		33-13/16	14-1/4	3.3	6.4	2.5	3	LC35/LC50
3741		33-13/16	17-1/4	4.1	7.7	2.5	3	LC35/LC50
3747		33-13/16	20-1/4	4.8	9.0	2.5	3	LC35/LC50
3753		33-13/16	23-1/4	5.5	10.4	2.5	3	LC35/LC50
3757	E	33-13/16	25-1/4	5.9	11.3	2.5	3	LC35/LC50
3759	E	33-13/16	26-1/4	6.2	11.7	2.5	3	LC35/LC50
3765	E	33-13/16	29-1/4	6.9	13.0	2.5	3	LC35/LC50
3771	E	33-13/16	32-1/4	7.6	14.4	2.5	3	LC30/LC50
3777	E	33-13/16	35-1/4	8.3	15.7	2.5	3	LC30
3784	E	33-13/16	38-3/4	9.1	17.3	2.5	3	LC25

Continued on Next Page

Egress Notes:

Check all applicable local codes for emergency egress requirements.

E = Window meets minimum clear opening of 24" height, 20" width, and 5.7 ft².

E1 = Window meets minimum clear opening of 24" height, 20" width, and 5.0 ft².

(1) Maximum performance when glazed with the appropriate glass thickness. Second number, where shown, indicates Design Pressure performance with DP Enhancement Kit installed.
To convert area to square meters (m²), multiply square feet by 0.0929.

Docusign Envelope ID: 2E8708E6-7625-41CD-B0AB-3FDA98460317

New Construction Vent

Unit	Egress	Clear Opening (Inches)		Vent Area Ft²	Visible Glass Ft²	Standard Glass Thickness (mm)		Performance Class & Grade [1]
		Width	Height			Annealed	Tempered	
4135		37-13/16	14-1/4	3.7	6.5	2.5	3	LC30
4141		37-13/16	17-1/4	4.5	7.9	2.5	3	LC30
4147		37-13/16	20-1/4	5.3	9.2	2.5	3	LC30
4153		37-13/16	23-1/4	6.1	11.7	2.5	3	LC30
4157	E	37-13/16	25-1/4	6.6	12.7	2.5	3	LC30
4159	E	37-13/16	26-1/4	6.9	13.2	2.5	3	LC30
4165	E	37-13/16	29-1/4	7.7	14.7	2.5	3	LC30
4171	E	37-13/16	32-1/4	8.5	16.2	2.5	3	LC30
4177	E	37-13/16	35-1/4	9.2	17.6	2.5	3	LC30
4184	E	37-13/16	38-3/4	10.2	19.4	2.5	3	LC25
4535		41-13/16	14-1/4	4.1	8.0	2.5	3	LC30
4541		41-13/16	17-1/4	5.0	9.6	2.5	3	LC30
4547		41-13/16	20-1/4	5.9	11.3	2.5	3	LC30
4553		41-13/16	23-1/4	6.8	13.0	2.5	3	LC30
4557	E	41-13/16	25-1/4	7.3	14.1	2.5	3	LC30
4559	E	41-13/16	26-1/4	7.6	14.6	2.5	3	LC30
4565	E	41-13/16	29-1/4	8.5	16.3	2.5	3	LC30
4571	E	41-13/16	32-1/4	9.4	18.0	2.5	3	LC30
4577	E	41-13/16	35-1/4	10.2	19.6	2.5	3	LC30
4584	E	41-13/16	38-3/4	11.3	21.6	3.0	3	LC25
4835		44-13/16	14-1/4	4.4	8.6	2.5	3	LC25
4841		44-13/16	17-1/4	5.4	10.4	2.5	3	LC25
4847		44-13/16	20-1/4	6.3	12.1	2.5	3	LC25
4853		44-13/16	23-1/4	7.2	13.9	2.5	3	LC25
4857	E	44-13/16	25-1/4	7.9	15.1	2.5	3	LC25
4859	E	44-13/16	26-1/4	8.2	15.7	2.5	3	LC25
4865	E	44-13/16	29-1/4	9.1	17.5	2.5	3	LC25
4871	E	44-13/16	32-1/4	10.0	19.3	2.5	3	LC25
4877	E	44-13/16	35-1/4	11.0	21.1	2.5	3	LC25
4884	E	44-13/16	38-3/4	12.1	23.2	2.5	3	LC25

Egress Notes:

Check all applicable local codes for emergency egress requirements.

E = Window meets minimum clear opening of 24" height, 20" width, and 5.7 ft².

E1 = Window meets minimum clear opening of 24" height, 20" width, and 5.0 ft².

(1) Maximum performance when glazed with the appropriate glass thickness. Second number, where shown, indicates Design Pressure performance with DP Enhancement Kit installed.
To convert area to square meters (m²), multiply square feet by 0.0929.

Docusign Envelope ID: 2E8708E6-7625-41CD-B0AB-3FDA98460317

Design Data - Fixed and Transoms

New Construction Fixed

Unit	Visible Glass Ft²	Standard Glass Thickness (mm)		Performance Class & Grade [1]
		Annealed	Tempered	
4135	7.5	3	3	LC50
4141	9.0	3	3	LC50
4147	10.5	3	3	LC50
4153	12.0	3	3	LC50
4157	13.0	3	3	LC50
4159	13.6	3	3	LC50
4165	15.1	3	3	LC50
4171	16.6	3	3	LC45/LC50
4735	8.8	3	3	LC50
4741	10.5	3	3	LC50
4747	12.3	3	3	LC50
4753	14.1	3	3	LC50
4757	15.2	3	3	LC50
4759	15.8	3	3	LC45/LC50
4765	17.6	3	3	LC45/LC50
4771	19.3	4	4	LC50
5335	10.0	3	3	LC50
5341	12.0	3	3	LC50
5347	14.1	3	3	LC50
5353	16.1	3	4	LC45/LC50
5357	17.4	3	4	LC45/LC50
5359	18.1	4	4	LC50
5365	20.1	4	4	LC50
5371	22.1	4	4	LC50
5935	11.3	3	3	LC50
5941	13.6	3	3	LC50
5947	15.8	3	3	LC45/LC50
5953	18.1	4	4	LC50
5957	19.6	4	4	LC50
5959	20.3	4	4	LC50
5965	22.6	4	4	LC50
5971	24.8	4	4	LC45/LC50

New Construction Fixed Transom

Unit	Visible Glass Ft²	Standard Glass Thickness (mm)		Performance Class & Grade [1]
		Annealed	Tempered	
2114	1.0	3	3	LC50
2117	1.3	3	3	LC50
2121	1.8	3	3	LC50
2125	2.2	3	3	LC50
2514	1.3	3	3	LC50
2517	1.7	3	3	LC50
2525	2.8	3	3	LC50
2914	1.5	3	3	LC50
2917	2.0	3	3	LC50
2925	3.4	3	3	LC50
2929	4.0	3	3	LC50
3314	1.8	3	3	LC50
3317	2.4	3	3	LC50
3325	3.9	3	3	LC50
3714	2.0	3	3	LC50
3717	2.7	3	3	LC50
3725	4.5	3	3	LC50
4114	2.3	3	3	LC50
4117	3.0	3	3	LC50
4125	5.0	3	3	LC50

(1) Maximum performance when glazed with the appropriate glass thickness. Second number, where shown, requires tempered glass.
To convert areas to square meters (m²), multiply square feet by 0.0929.

Docusign Envelope ID: 2E8708E6-7625-41CD-B0AB-3FDA98460317

Design Data - Replacement Double-Hung

Replacement Vent

Unit	Egress	Clear Opening		Vent Area Ft²	Visible Glass Ft²	Standard Glass Thickness (mm)		Performance Class & Grade[1]
		Width (Inches)	Height (Inches)			Annealed	Tempered	
23.5 x 35.5		20-5/16	14-1/2	2.0	3.7	2.5	3	LC50
23.5 x 37.5		20-5/16	15-1/2	2.1	4.0	2.5	3	LC50
23.5 x 41.5		20-5/16	17-1/2	2.4	4.5	2.5	3	LC50
23.5 x 45.5		20-5/16	19-1/2	2.7	5.0	2.5	3	LC50
23.5 x 47.5		20-5/16	20-1/2	2.8	5.3	2.5	3	LC50
23.5 x 51.5		20-5/16	22-1/2	3.1	5.8	2.5	3	LC50
23.5 x 53.5		20-5/16	23-1/2	3.3	6.1	2.5	3	LC40/LC50
23.5 x 57.5		20-5/16	25-1/2	3.5	6.6	2.5	3	LC40/LC50
23.5 x 59.5		20-5/16	26-1/2	3.7	6.8	2.5	3	LC40/LC50
23.5 x 61.5		20-5/16	27-1/2	3.8	7.1	2.5	3	LC40/LC50
23.5 x 65.5		20-5/16	29-1/2	4.1	7.6	2.5	3	LC30/LC50
23.5 x 71.5		20-5/16	32-1/2	4.5	8.4	2.5	3	LC30/LC50
27.5 x 35.5		24-5/16	14-1/2	2.4	4.6	2.5	3	LC50
27.5 x 37.5		24-5/16	15-1/2	2.6	4.9	2.5	3	LC50
27.5 x 41.5		24-5/16	17-1/2	2.9	5.5	2.5	3	LC50
27.5 x 45.5		24-5/16	19-1/2	3.2	6.1	2.5	3	LC50
27.5 x 47.5		24-5/16	20-1/2	3.4	6.4	2.5	3	LC50
27.5 x 51.5		24-5/16	22-1/2	3.7	7.1	2.5	3	LC50
27.5 x 53.5		24-5/16	23-1/2	3.9	7.4	2.5	3	LC40/LC50
27.5 x 57.5		24-5/16	25-1/2	4.3	8.0	2.5	3	LC40/LC50
27.5 x 59.5		24-5/16	26-1/2	4.4	8.3	2.5	3	LC40/LC50
27.5 x 61.5		24-5/16	27-1/2	4.6	8.6	2.5	3	LC40/LC50
27.5 x 65.5		24-5/16	29-1/2	4.9	9.2	2.5	3	LC30/LC50
27.5 x 71.5	E1	24-5/16	32-1/2	5.4	10.2	2.5	3	LC30/LC50
29.5 x 35.5		26-5/16	14-1/2	2.6	5.0	2.5	3	LC50
29.5 x 37.5		26-5/16	15-1/2	2.8	5.3	2.5	3	LC50
29.5 x 41.5		26-5/16	17-1/2	3.1	6.0	2.5	3	LC50
29.5 x 45.5		26-5/16	19-1/2	3.5	6.7	2.5	3	LC50
29.5 x 47.5		26-5/16	20-1/2	3.7	7.0	2.5	3	LC40/LC50
29.5 x 51.5		26-5/16	22-1/2	4.1	7.7	2.5	3	LC40/LC50
29.5 x 53.5		26-5/16	23-1/2	4.2	8.0	2.5	3	LC40/LC50
29.5 x 57.5		26-5/16	25-1/2	4.6	8.7	2.5	3	LC40/LC50
29.5 x 59.5		26-5/16	26-1/2	4.8	9.0	2.5	3	LC35/LC50
29.5 x 61.5	E1	26-5/16	27-1/2	5.0	9.4	2.5	3	LC35/LC50
29.5 x 65.5	E1	26-5/16	29-1/2	5.3	10.1	2.5	3	LC30/LC50
29.5 x 71.5	E	26-5/16	32-1/2	5.9	11.1	2.5	3	LC30/LC50

Egress Notes:

Check all applicable local codes for emergency egress requirements.

E = Window meets minimum clear opening of 24" height, 20" width, and 5.7 ft².

E1 = Window meets minimum clear opening of 24" height, 20" width, and 5.0 ft².

(1) Maximum performance when glazed with the appropriate glass thickness. Second number, where shown, indicates Design Pressure performance with DP Enhancement Kit installed.

Docusign Envelope ID: 2E8708E6-7625-41CD-B0AB-3FDA98460317

Design Data - Replacement Double-Hung

Replacement Vent

Unit	Egress	Clear Opening		Vent Area Ft²	Visible Glass Ft²	Standard Glass Thickness (mm)		Performance Class & Grade[1]
		Width (Inches)	Height (Inches)			Annealed	Tempered	
31.5 x 35.5		28-5/16	14-1/2	2.8	5.4	2.5	3	LC50
31.5 x 37.5		28-5/16	15-1/2	3.0	5.7	2.5	3	LC50
31.5 x 41.5		28-5/16	17-1/2	3.4	6.5	2.5	3	LC50
31.5 x 45.5		28-5/16	19-1/2	3.8	7.2	2.5	3	LC50
31.5 x 47.5		28-5/16	20-1/2	4.0	7.6	2.5	3	LC40/LC50
31.5 x 51.5		28-5/16	22-1/2	4.4	8.3	2.5	3	LC40/LC50
31.5 x 53.5		28-5/16	23-1/2	4.6	8.7	2.5	3	LC40/LC50
31.5 x 57.5	E1	28-5/16	25-1/2	5.0	9.4	2.5	3	LC40/LC50
31.5 x 59.5	E1	28-5/16	26-1/2	5.2	9.8	2.5	3	LC35/LC50
31.5 x 61.5	E1	28-5/16	27-1/2	5.4	10.2	2.5	3	LC35/LC50
31.5 x 65.5	E	28-5/16	29-1/2	5.8	10.9	2.5	3	LC30/LC50
31.5 x 71.5	E	28-5/16	32-1/2	6.3	12.0	2.5	3	LC30/LC50
35.5 x 35.5		32-5/16	14-1/2	3.2	6.2	2.5	3	LC35/LC50
35.5 x 37.5		32-5/16	15-1/2	3.4	6.6	2.5	3	LC35/LC50
35.5 x 41.5		32-5/16	17-1/2	3.9	7.5	2.5	3	LC35/LC50
35.5 x 45.5		32-5/16	19-1/2	4.3	8.3	2.5	3	LC35/LC50
35.5 x 47.5		32-5/16	20-1/2	4.6	8.7	2.5	3	LC35/LC50
35.5 x 51.5		32-5/16	22-1/2	5.0	9.6	2.5	3	LC35/LC50
35.5 x 53.5		32-5/16	23-1/2	5.2	10.0	2.5	3	LC35/LC50
35.5 x 57.5	E1	32-5/16	25-1/2	5.7	10.8	2.5	3	LC35/LC50
35.5 x 59.5	E	32-5/16	26-1/2	5.9	11.3	2.5	3	LC35/LC50
35.5 x 61.5	E	32-5/16	27-1/2	6.1	11.7	2.5	3	LC35/LC50
35.5 x 65.5	E	32-5/16	29-1/2	6.6	12.5	2.5	3	LC30/LC50
35.5 x 71.5	E	32-5/16	32-1/2	7.2	13.8	2.5	3	LC30/LC50
39.5 x 35.5		36-5/16	14-1/2	3.6	7.0	2.5	3	LC30
39.5 x 37.5		36-5/16	15-1/2	3.9	7.5	2.5	3	LC30
39.5 x 41.5		36-5/16	17-1/2	4.4	8.4	2.5	3	LC30
39.5 x 45.5		36-5/16	19-1/2	4.9	9.4	2.5	3	LC30
39.5 x 47.5		36-5/16	20-1/2	5.1	9.9	2.5	3	LC30
39.5 x 51.5		36-5/16	22-1/2	5.6	10.8	2.5	3	LC30
39.5 x 53.5		36-5/16	23-1/2	5.9	11.3	2.5	3	LC30
39.5 x 57.5	E	36-5/16	25-1/2	6.4	12.3	2.5	3	LC30
39.5 x 59.5	E	36-5/16	26-1/2	6.6	12.7	2.5	3	LC30
39.5 x 61.5	E	36-5/16	27-1/2	6.9	13.2	2.5	3	LC30
39.5 x 65.5	E	36-5/16	29-1/2	7.4	14.2	2.5	3	LC30
39.5 x 71.5	E	36-5/16	32-1/2	8.1	15.6	2.5	3	LC30
41.5 x 35.5		38-5/16	14-1/2	3.6	7.4	2.5	3	LC30
41.5 x 37.5		38-5/16	15-1/2	3.9	7.9	2.5	3	LC30
41.5 x 41.5		38-5/16	17-1/2	4.4	8.9	2.5	3	LC30
41.5 x 45.5		38-5/16	19-1/2	4.9	9.9	2.5	3	LC30
41.5 x 47.5		38-5/16	20-1/2	5.1	10.4	2.5	3	LC30
41.5 x 51.5		38-5/16	22-1/2	5.6	11.5	2.5	3	LC30
41.5 x 53.5		38-5/16	23-1/2	5.9	12.0	2.5	3	LC30
41.5 x 57.5	E	38-5/16	25-1/2	6.4	13.0	2.5	3	LC30
41.5 x 59.5	E	38-5/16	26-1/2	6.6	13.5	2.5	3	LC30
41.5 x 61.5	E	38-5/16	27-1/2	6.9	14.0	2.5	3	LC30
41.5 x 65.5	E	38-5/16	29-1/2	7.4	15.0	2.5	3	LC30
41.5 x 71.5	E	38-5/16	32-1/2	8.1	16.5	2.5	3	LC30

Egress Notes:

Check all applicable local codes for emergency egress requirements.

E = Window meets minimum clear opening of 24" height, 20" width, and 5.7 ft².

E1 = Window meets minimum clear opening of 24" height, 20" width, and 5.0 ft².

(1) Maximum performance when glazed with the appropriate glass thickness. Second number, where shown, indicates Design Pressure performance with DP Enhancement Kit installed.

Docusign Envelope ID: 2E8708E6-7625-41CD-B0AB-3FDA98460317

Design Data - Replacement Fixed and Transoms

Replacement Fixed

Unit	Visible Glass Ft²	Standard Glass Thickness (mm)		Performance Class & Grade [1]
		Annealed	Tempered	
41 x 35.5	7.7	3	3	LC50
41 x 37.5	8.2	3	3	LC50
41 x 41.5	9.2	3	3	LC50
41 x 45.5	10.2	3	3	LC50
41 x 47.5	10.7	3	3	LC50
41 x 51.5	11.7	3	3	LC50
41 x 53.5	12.2	3	3	LC50
41 x 57.5	13.2	3	3	LC50
41 x 59.5	13.7	3	3	LC50
41 x 61.5	14.2	3	3	LC50
41 x 65.5	15.2	3	3	LC50
41 x 71.5	16.7	3	3	LC45/LC50
47 x 35.5	8.9	3	3	LC50
47 x 37.5	9.5	3	3	LC50
47 x 41.5	10.7	3	3	LC50
47 x 45.5	11.9	3	3	LC50
47 x 47.5	12.4	3	3	LC50
47 x 51.5	13.6	3	3	LC50
47 x 53.5	14.2	3	3	LC50
47 x 57.5	15.4	3	3	LC50
47 x 59.5	15.9	3	3	LC45/LC50
47 x 61.5	16.5	3	3	LC45/LC50
47 x 65.5	17.7	3	3	LC40/LC50
47 x 71.5	19.5	4	4	LC50
53 x 35.5	10.2	3	3	LC50
53 x 37.5	10.9	3	3	LC50
53 x 41.5	12.2	3	3	LC50
53 x 45.5	13.5	3	3	LC50
53 x 47.5	14.2	3	3	LC50
53 x 51.5	15.6	3	3	LC50
53 x 53.5	16.2	3	4	LC45/LC50
53 x 57.5	17.6	3	4	LC40/LC50
53 x 59.5	18.2	4	4	LC50
53 x 61.5	18.9	4	4	LC50
53 x 65.5	20.2	4	4	LC50
53 x 71.5	22.2	4	4	LC50
59 x 35.5	11.5	3	3	LC50
59 x 37.5	12.2	3	3	LC50
59 x 41.5	13.7	3	3	LC50
59 x 45.5	15.2	3	3	LC50
59 x 47.5	16.0	3	3	LC45/LC50
59 x 51.5	17.5	3	4	LC45/LC50
59 x 53.5	18.2	4	4	LC50
59 x 57.5	19.7	4	4	LC50
59 x 59.5	20.5	4	4	LC50
59 x 61.5	21.2	4	4	LC50
59 x 65.5	22.8	4	4	LC50
59 x 71.5	25.0	4	4	LC45/LC50

Replacement Fixed Transom

Unit	Visible Glass Ft²	Standard Glass Thickness (mm)		Performance Class & Grade [1]
		Annealed	Tempered	
23.5 x 14	1.2	3	3	LC50
23.5 x 17	1.6	3	3	LC50
23.5 x 25	2.6	3	3	LC50
27.5 x 14	1.4	3	3	LC50
27.5 x 17	1.9	3	3	LC50
27.5 x 25	3.1	3	3	LC50
29.5 x 14	1.5	3	3	LC50
29.5 x 17	2.1	3	3	LC50
29.5 x 25	3.4	3	3	LC50
31.5 x 14	1.7	3	3	LC50
31.5 x 17	2.2	3	3	LC50
31.5 x 25	3.7	3	3	LC50
35.5 x 14	1.9	3	3	LC50
35.5 x 17	2.6	3	3	LC50
35.5 x 25	4.3	3	3	LC50
39.5 x 14	2.2	3	3	LC50
39.5 x 17	2.9	3	3	LC50
39.5 x 25	4.8	3	3	LC50
41.5 x 14	2.3	3	3	LC50
41.5 x 17	3.1	3	3	LC50
41.5 x 25	5.1	3	3	LC50

(1) Maximum performance when glazed with the appropriate glass thickness. Second number, where shown, requires tempered glass.
To convert areas to square meters (m²), multiply square feet by 0.0929.

Docusign Envelope ID: 2E8708E6-7625-41CD-B0AB-3FDA98460317

Lifestyle Series Double-Hung

Detailed Product Description

Frame

- Select softwood, immersion treated with Pella's EnduraGuard® wood protection formula in accordance with WDMA I.S.-4. The EnduraGuard formula includes three active ingredients for protection against the effects of moisture, decay, stains from mold and mildew. Plus, an additional ingredient adds protection against termite damage.
- Interior exposed surfaces are clear pine.
- Exterior surfaces are clad with aluminum.
- Components are assembled with screws, staples and concealed corner locks.
- Overall frame depth is 5" (127 mm) for a wall depth of 3-11/16" (94mm).
- Jamb liner shall be [Gray, high-impact polyvinyl chloride] [Black, chlorinated polyvinyl chloride] backed by continuous hard-tempered aluminum springs.
- Optional factory applied jamb extensions are available.
- Optional factory installed fold-out installation fins with flexible fin corners.
- Optional factory-applied EnduraClad® exterior trim.
- Optional factory-installed Pella Steady Set Installation System.

Sash

- Select softwood, immersion treated with Pella's EnduraGuard® wood protection formula in accordance with WDMA I.S.-4. The EnduraGuard formula includes three active ingredients for protection against the effects of moisture, decay, stains from mold and mildew. Plus, an additional ingredient adds protection against termite damage.
- Interior exposed surfaces are clear pine.
- Exterior surfaces are clad with aluminum, lap-jointed and sealed.
- Corners mortised and tenoned, glued and secured with metal fasteners.
- Sash thickness is 1-5/8" (41 mm).
- Sashes tilt for easy cleaning.

Weatherstripping

- Foam with 3 mm skin at head and bottom rail. Thermal-plastic elastomer bulb with slip-coating set into upper sash for tight contact at check rail.
- Secondary polyvinyl chloride leaf-type weatherstrip on bottom sash at sill.
- Jamb liner to seal against sides of sash.

Glazing System

- Quality float glass complying with ASTM C 1036.
- High altitude glazing available.
- Silicone groove-glazed 11/16" [obscure] dual-seal insulating glass [[annealed] [tempered]] [[Advanced] [SunDefense™] [SunDefense+] [AdvancedComfort] [NaturalSun] [NaturalSun+] Low-E [with argon]].

Exterior

- Exterior aluminum surfaces are finished with EnduraClad® protective finish, in a multi-step, baked-on finish.
- Color is [White] [Tan] [Putty] [Brown] [Poplar White] [Portobello] [Hartford Green] [Morning Sky Gray] [Brick Red] [Black].

Interior

- [Unfinished, ready for site finishing] [factory primed with one coat acrylic latex] [factory prefinished [White] [Linen] [Bright White] [stain$_1$]].

Hardware

- Galvanized block-and-tackle balances are connected to sash with a polyester cord and concealed within the frame.
- Factory installed self-aligning surface-mounted sash lock. Two sash locks on units with frame width 33-1/4" and greater.
- Optional Sash lift furnished for field installation. Two lifts on units with frame width 33-1/4" and greater.
- Finish is [baked enamel [Champagne] [White] [Brown] [Matte Black]] [Satin Brass] [Satin Nickel].
- Champagne locks are standard on unfinished units; White locks are standard on factory prefinished white units.

Optional Products

Grilles

- Simulated-Divided-Light [with optional spacer]
  - 7/8" Grilles permanently bonded to the interior and exterior of glass.
  - Patterns are [Traditional] [Prairie] [Cross] [Top Row] [Custom – Equally Divided].
  - Interior surfaces are [unfinished, ready for site finishing] [factory primed] [pine: factory prefinished [White] [Linen White] [Bright White] [stain$_1$]]. Exterior grilles to match the exterior cladding color.
  - Available only on units glazed with Low-E insulated glass with argon.

– or –

- Grilles-Between-the-Glass$_2$
  - Insulating glass contains 3/4" contoured aluminum grilles permanently installed between two panes of glass.
  - Patterns are [Traditional] [9-Lite Prairie] [Top Row] [Custom – Equally Divided].
  - Interior color is [White] [Ivory] [Tan$_3$] [Brickstone] [Black] [Putty$_3$] [Brown$_3$] [Harvest] [Cordovan].
  - Exterior color [matched to the exterior cladding color] [White]$_4$.

Screens

- InView™ screens
  - Full-size Vinyl-coated 18/18 mesh fiberglass screen cloth complying with the performance requirements of SMA 1201, set in aluminum frame fitted to outside of window, supplied complete with all necessary hardware.
  - Screen frame finish is baked enamel, color to match window cladding.
- Hidden screens$_5$
  - Vinyl-coated 18/18 mesh fiberglass screen cloth, set in aluminum channels hidden within the sash, supplied complete with all necessary hardware.
  - Finish color [White] [Black] [Brown] [Fossil] [Iron Ore].

Hardware

- Optional factory applied limited opening device available for vent units in steel, nominal 3-3/4" opening.
- Optional window opening control device available for field installation. Device allows window to open less than 4" with normal operation, with a release mechanism that allows the sash to open completely. Complies with ASTM F2090-10.

(1) Contact your local Pella sales representative for current designs and color options.
(2) Available on units glazed with Low-E insulated glass with argon, and obscure insulated glass.
(3) Tan, brown and putty Interior GBG colors are available only with matching interior and exterior colors.
(4) Appearance of exterior grille color will vary depending on Low-E coating on glass.
(5) Not compatible with Limited Opening Hardware.

Docusign Envelope ID: 2E8708E6-7625-41CD-B0AB-3FDA98460317

Unit Sections

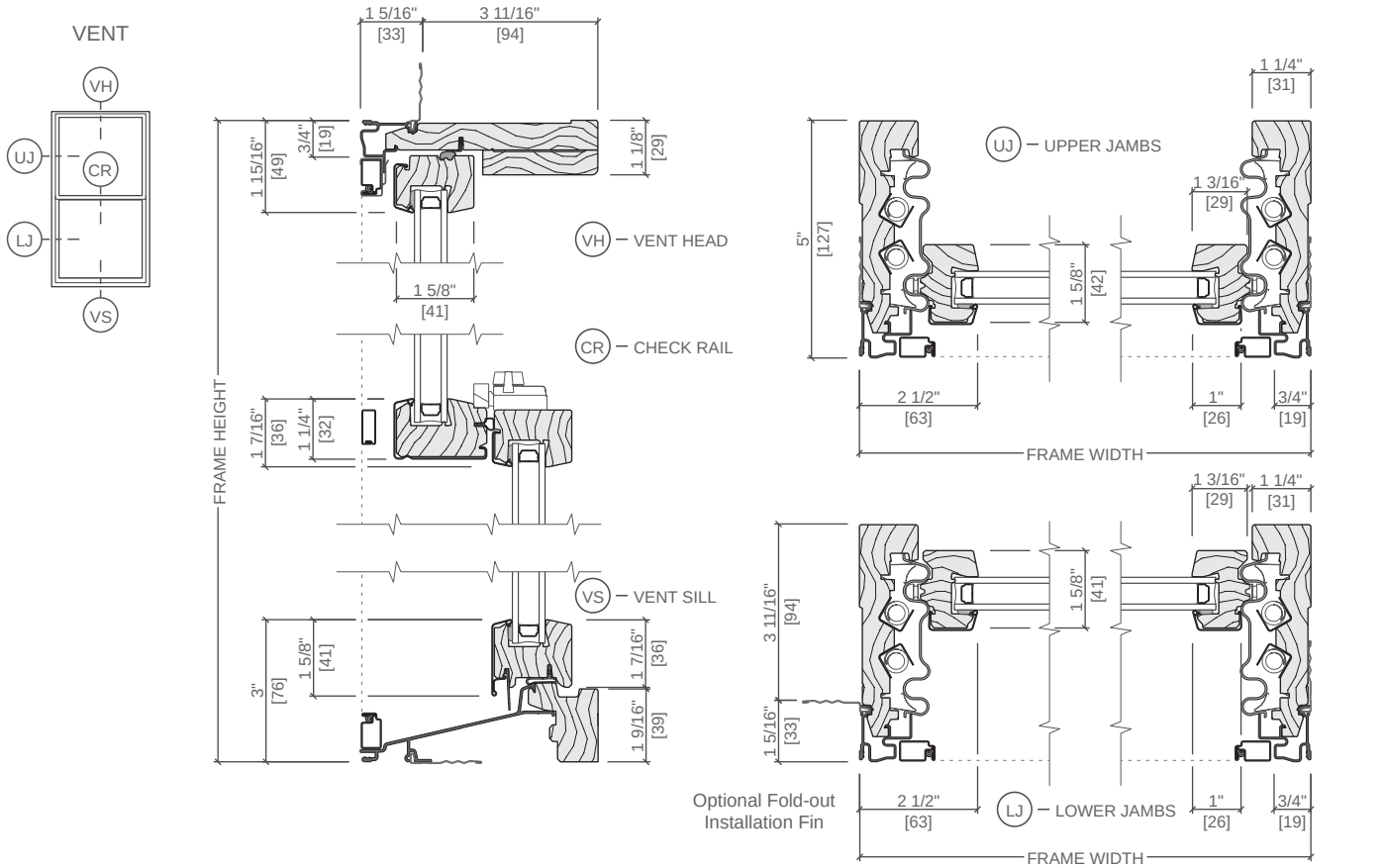

Scale 3" = 1' 0"
All dimensions are approximate.

Docusign Envelope ID: 2E8708E6-7625-41CD-B0AB-3FDA98460317

Unit Sections

FIXED

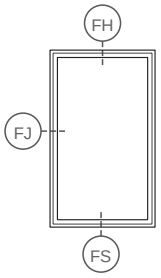

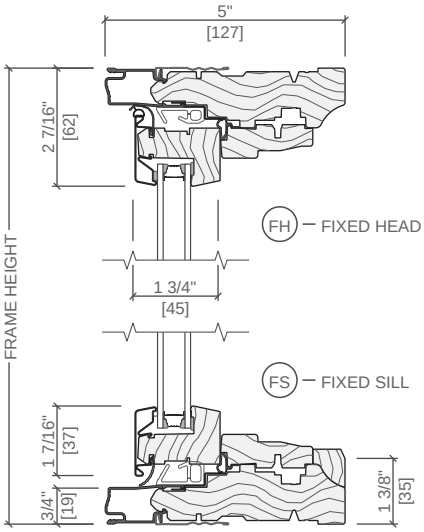

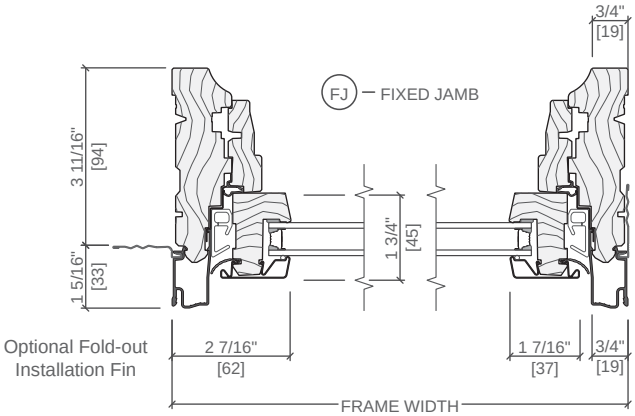

TRANSOMS

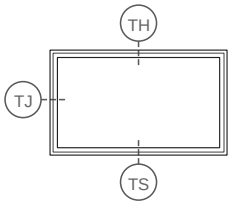

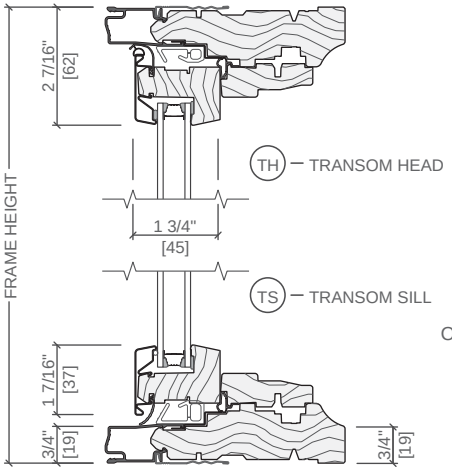

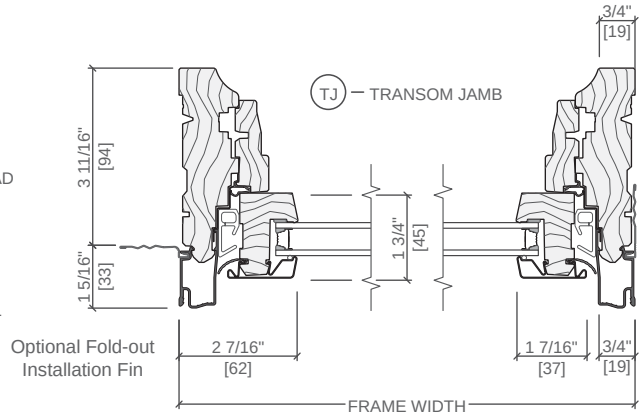

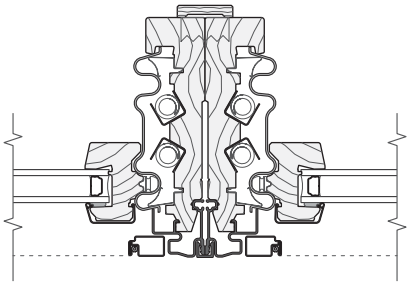

VERTICAL JOINING MULLION
VENT / VENT

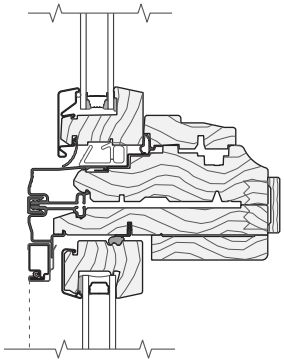

HORIZONTAL JOINING MULLION
TRANSOM / VENT

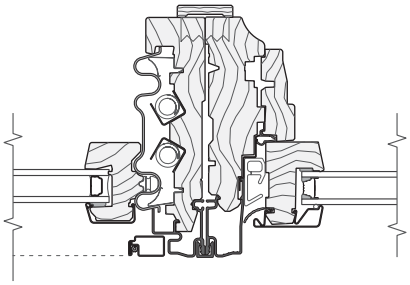

VERTICAL JOINING MULLION
VENT / FIXED

Scale 3" = 1' 0"
All dimensions are approximate.
See www.Pella.com for mullion limitations and reinforcing requirements.

Docusign Envelope ID: 2E8708E6-7625-41CD-B0AB-3FDA98460317

Unit Sections - Hidden Screen

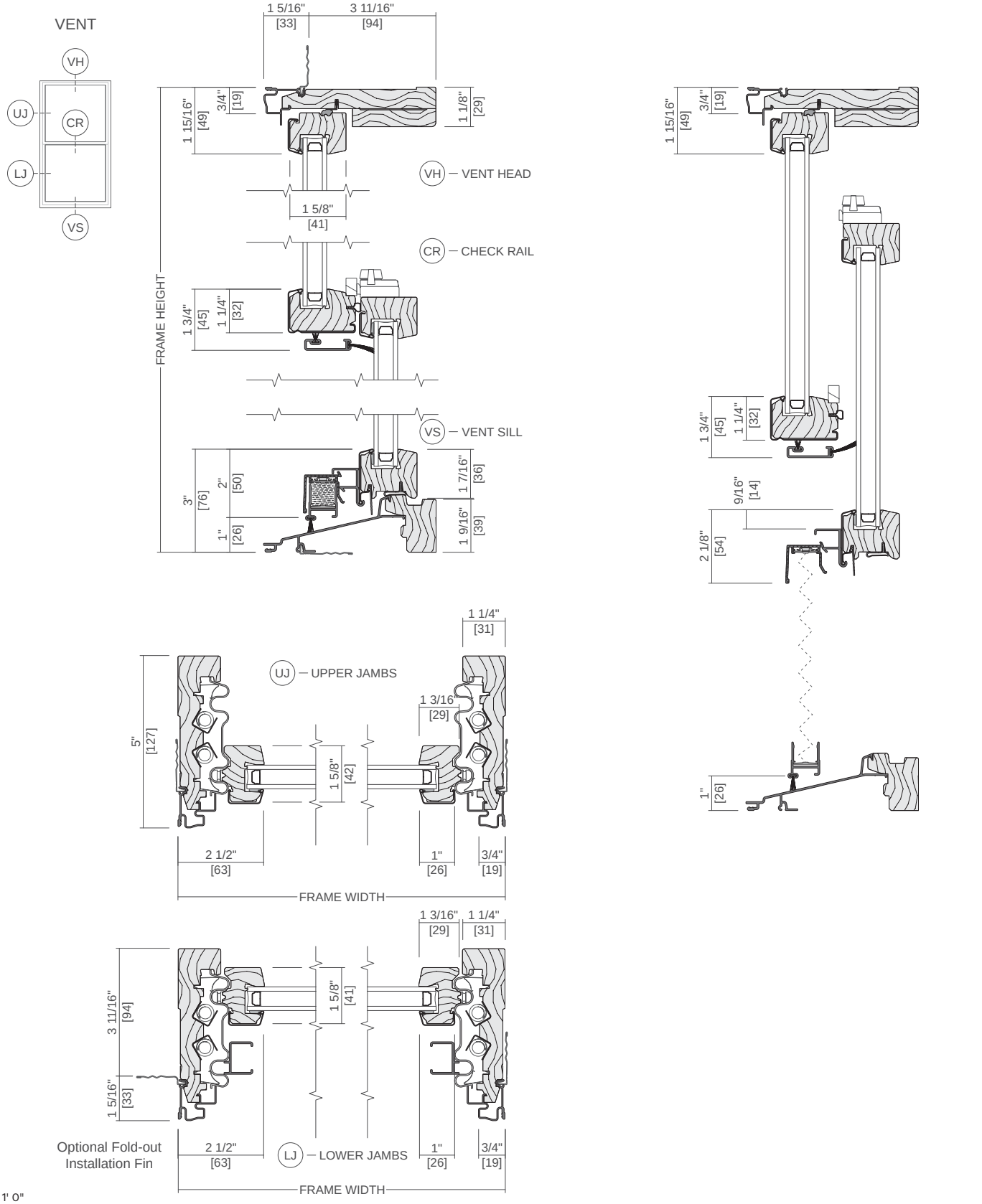

Scale 3" = 1' 0"
All dimensions are approximate.
Hidden Screen prevents operation of the upper sash.

HISTORIC DISTRICT COMMISSION
ADDITIONAL INFORMATION REQUEST

City of Detroit - Planning & Development Department
2 Woodward Avenue, Suite 808
Detroit, Michigan 48226

Date: 07/20/26

Application Number: HDC2026-00108

APPLICANT & PROPERTY INFORMATION

NAME: Nicole Stowers		**COMPANY NAME:** N/A	
ADDRESS: 14597 Artesian St	**CITY:** Detroit	**STATE:** MI	**ZIP:** 48223
PROJECT ADDRESS: 14597 Artesian St			
HISTORIC DISTRICT: Rosedale Park			

REQUESTED INFORMATION

We have received your application, but it is not yet complete for review. Please provide additional details based on the comments and questions listed below. Should you need to attach additional files per this request, use the paperclip icons at the end of this form. You may attach up to (5) files per icon up to 25MB:

We do not accept links for application material.

This application is incomplete. Please provide the following:

- Interior photos of each of the existing historic windows (we need to see the WHOLE window, with proper lighting) with labels to coordinate with the numbered window schedule
- Clarify if the window's frames, trim, sills, lintels, mullions, and/or brick mould will be kept in place, removed, or covered, and how
- Dimensioned section drawing of proposed new windows

PSR: Lise 260720LS

APPLICANT RESPONSE

Response Date: 07/22/2026

I spoke with the representative at the window company and they said the following:

The existing lintels will remain in place and will not be altered.

The existing window frames, sills, mullions, brick mould, and trim will be removed and replaced due to deterioration of the existing wood framing. The replacement components will match the existing configuration, dimensions, and appearance.

The new windows will:
- Replicate the existing colonial 2-lite style and mullion pattern.
- Maintain the existing interior appearance, including matching the current interior trim and mullion configuration.
- Feature aluminum-clad wood frames. This is consistent with the existing condition of the home, as several of the current windows already have aluminum cladding. The replacement windows will maintain a consistent exterior appearance while providing improved durability.
- Preserve the existing size and location of the window openings.

No changes are proposed to the size or location of the window openings. The replacement windows are intended to preserve the home's existing architectural character while replacing deteriorated wood components with matching profiles and detailing where feasible.

They send over an updated quote with window illustrations and measurements as well and I've attached a pdf with interior and exterior shots of the windows. Please let me know if anything else is needed. Thank you.

Customer Quote

Pella Corporation
pella.com

MCGLINCH & SONS CO
29565 Grand River Ave

FARMINGTON HILLS, MI 48336-5621
(248) 987-6300

Distributed by: Pella Windows and Doors

Customer Name	Deliver To Address	Order Information
	,	**Estimated Delivery Date:** None **Order Number:** 189 **Quote Number:** 19863040 **Final Wall Depth:** **Customer PO:**

Customer Notes ALL WINDOWS ARE FULL FRAME INCLUDING NEW COLONIAL2 CASING 2 1/2" PREFINISHED WHITE TO MATCH WINDOWS EXCEPT FOR KITCHEN SINK. POCKET THAT WINDOW TO NOT INTERFERE WITH TILE.

Outside View	Line #	Qty	Description
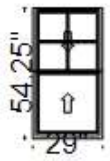	10	1	**Lifestyle, Double Hung, 29 X 54.25, Without HGP, Brown**

Location: MAIN BEDROOM

Rough Opening: 29.75" X 55"

1: Non-Standard SizeNon-Standard Size Double Hung, Equal
Unit Type: No Program
General Information: No Package, Without Hinged Glass Panel, Clad, Pine, 5", 3 11/16", No Certification, Jambliner Color: **Gray**
Exterior Color / Finish: **Standard Enduraclad, Brown**
Interior Color / Finish: **Bright White Paint Interior**
Glass: **Insulated Low-E Advanced Low-E Insulating Glass Argon Non High Altitude**
Hardware Options: **Cam-Action Lock, 1 Lock, White, No Limited Opening Hardware, Order Sash Lift, 1 Lift, No Integrated Sensor**
Screen: **Full Screen, Brown, InView™**
Performance Information: **U-Factor 0.30, SHGC 0.27, VLT 0.50, CPD PEL-N-35-00516-00001, Performance Class LC, PG 40, Calculated Positive DP Rating 40, Calculated Negative DP Rating 40, FPA FL12952, STC 27, OITC 23, Clear Opening Width 25.812, Clear Opening Height 23.875, Clear Opening Area 4.279594, Egress Does not meet typical United States egress, but may comply with local code requirements**
Grille: **SDL, No Custom Grille, 7/8", Traditional (2W2H / 0W0H)**
Wrapping Information: **No Attachment Method, No Exterior Trim, 4 9/16", 5 7/8", Standard Four Sided Jamb Extension, Factory Applied, Manufacturer Recommended Clearance, Perimeter Length = 167".**

For more information regarding the finishing, maintenance, service and warranty of all Pella® products, visit the Pella® website at www.pella.com

Outside View	Line #	Qty	Description
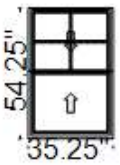	15	1	**Lifestyle, Double Hung, 35.25 X 54.25, Without HGP, Brown**

Location: MAIN BEDROOM

Rough Opening: 36" X 55"

1: Non-Standard SizeNon-Standard Size Double Hung, Equal
Unit Type: No Program
General Information: No Package, Without Hinged Glass Panel, Clad, Pine, 5", 3 11/16", No Certification, Jambliner Color: **Gray**
Exterior Color / Finish: **Standard Enduraclad, Brown**
Interior Color / Finish: **Bright White Paint Interior**
Glass: **Insulated Low-E Advanced Low-E Insulating Glass Argon Non High Altitude**
Hardware Options: **Cam-Action Lock, 2 Locks, White, No Limited Opening Hardware, Order Sash Lift, 2 Lifts, No Integrated Sensor**
Screen: **Full Screen, Brown, InView™**
Performance Information: **U-Factor 0.30, SHGC 0.27, VLT 0.50, CPD PEL-N-35-00516-00001, Performance Class LC, PG 35, Calculated Positive DP Rating 35, Calculated Negative DP Rating 35, FPA FL12952, STC 27, OITC 23, Clear Opening Width 32.062, Clear Opening Height 23.875, Clear Opening Area 5.315835, Egress Does not meet typical United States egress, but may comply with local code requirements**
Grille: **SDL, No Custom Grille, 7/8", Traditional (2W2H / 0W0H)**
Wrapping Information: **No Attachment Method, No Exterior Trim, 4 9/16", 5 7/8", Standard Four Sided Jamb Extension, Factory Applied, Manufacturer Recommended Clearance, Perimeter Length = 179".**

Outside View	Line #	Qty	Description
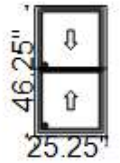	20	1	**Lifestyle, Double Hung, 25.25 X 46.25, Without HGP, Brown**

Location: BATHROOM

Rough Opening: 26" X 47"

1: Non-Standard SizeNon-Standard Size Double Hung, Equal
Unit Type: No Program
General Information: No Package, Without Hinged Glass Panel, Clad, Pine, 5", 3 11/16", No Certification, Jambliner Color: **Gray**
Exterior Color / Finish: **Standard Enduraclad, Brown**
Interior Color / Finish: **Bright White Paint Interior**
Glass: **Insulated Tempered Obscure Low-E Obscure Advanced Low-E Insulating Glass Argon Non High Altitude**
Hardware Options: **Cam-Action Lock, 1 Lock, White, No Limited Opening Hardware, Order Sash Lift, 1 Lift, No Integrated Sensor**
Screen: **Full Screen, Brown, InView™**
Performance Information: **U-Factor 0.30, SHGC 0.30, VLT 0.56, CPD PEL-N-35-00517-00001, Performance Class LC, PG 50, Calculated Positive DP Rating 50, Calculated Negative DP Rating 50, FPA FL12952, STC 27, OITC 23, Clear Opening Width 22.062, Clear Opening Height 19.875, Clear Opening Area 3.045016, Egress Does not meet typical United States egress, but may comply with local code requirements**
Grille: **No Grille,**
Wrapping Information: **No Attachment Method, No Exterior Trim, 4 9/16", 5 7/8", Standard Four Sided Jamb Extension, Factory Applied, Manufacturer Recommended Clearance, Perimeter Length = 143".**

For more information regarding the finishing, maintenance, service and warranty of all Pella® products, visit the Pella® website at www.pella.com

Outside View	Line #	Qty	Description
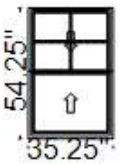 **Location:** OFFICE **Rough Opening:** 36" X 55"	25	1	**Lifestyle, Double Hung, 35.25 X 54.25, Without HGP, Brown** **1: Non-Standard SizeNon-Standard Size Double Hung, Equal** **Unit Type:** No Program **General Information:** No Package, Without Hinged Glass Panel, Clad, Pine, 5", 3 11/16", No Certification, Jambliner Color: **Gray** Exterior Color / Finish: **Standard Enduraclad, Brown** Interior Color / Finish: **Bright White Paint Interior** Glass: **Insulated Low-E Advanced Low-E Insulating Glass Argon Non High Altitude** Hardware Options: **Cam-Action Lock, 2 Locks, White, No Limited Opening Hardware, Order Sash Lift, 2 Lifts, No Integrated Sensor** Screen: **Full Screen, Brown, InView™** Performance Information: **U-Factor 0.30, SHGC 0.27, VLT 0.50, CPD PEL-N-35-00516-00001, Performance Class LC, PG 35, Calculated Positive DP Rating 35, Calculated Negative DP Rating 35, FPA FL12952, STC 27, OITC 23, Clear Opening Width 32.062, Clear Opening Height 23.875, Clear Opening Area 5.315835, Egress Does not meet typical United States egress, but may comply with local code requirements** Grille: **SDL, No Custom Grille, 7/8", Traditional (2W2H / 0W0H)** Wrapping Information: **No Attachment Method, No Exterior Trim, 4 9/16", 5 7/8", Standard Four Sided Jamb Extension, Factory Applied, Manufacturer Recommended Clearance, Perimeter Length = 179".**

Outside View	Line #	Qty	Description
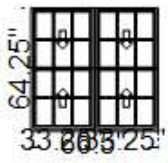 **Location:** LIVING ROOM **Rough Opening:** 67.25" X 65"	30	1	**Lifestyle, 2-Wide Double Hung, 66.5 X 64.25, Without HGP, Brown** **1: Non-Standard SizeNon-Standard Size Double Hung, Equal** **Unit Type:** No Program **General Information:** No Package, Without Hinged Glass Panel, Clad, Pine, 5", 3 11/16", No Certification, Jambliner Color: **Gray** Exterior Color / Finish: **Standard Enduraclad, Brown** Interior Color / Finish: **Bright White Paint Interior** Glass: **Insulated Low-E Advanced Low-E Insulating Glass Argon Non High Altitude** Hardware Options: **Cam-Action Lock, 2 Locks, White, No Limited Opening Hardware, Order Sash Lift, 2 Lifts, No Integrated Sensor** Screen: **Full Screen, Brown, InView™** Performance Information: **U-Factor 0.30, SHGC 0.27, VLT 0.50, CPD PEL-N-35-00516-00001, Performance Class LC, PG 35, Calculated Positive DP Rating 35, Calculated Negative DP Rating 35, FPA FL12952, STC 27, OITC 23, Clear Opening Width 30.062, Clear Opening Height 28.875, Clear Opening Area 6.028058, Egress Meets minimum clear opening and 5.7 sq.ft** Grille: **SDL, No Custom Grille, 7/8", Traditional (3W2H / 3W2H)** 2: Non-Standard SizeNon-Standard Size Double Hung, Equal Unit Type: **No Program** General Information: **No Package, Without Hinged Glass Panel, Clad, Pine, 5", 3 11/16", No Certification, Jambliner Color:** Gray **Exterior Color / Finish:** Standard Enduraclad, Brown **Interior Color / Finish:** Bright White Paint Interior **Glass:** Insulated Low-E Advanced Low-E Insulating Glass Argon Non High Altitude **Hardware Options:** Cam-Action Lock, 2 Locks, White, No Limited Opening Hardware, Order Sash Lift, 2 Lifts, No Integrated Sensor **Screen:** Full Screen, Brown, InView™ **Performance Information:** U-Factor 0.30, SHGC 0.27, VLT 0.50, CPD PEL-N-35-00516-00001, Performance Class LC, PG 35, Calculated Positive DP Rating 35, Calculated Negative DP Rating 35, FPA FL12952, STC 27, OITC 23, Clear Opening Width 30.062, Clear Opening Height 28.875, Clear Opening Area 6.028058, Egress Meets minimum clear opening and 5.7 sq.ft **Grille:** SDL, No Custom Grille, 7/8", Traditional (3W2H / 3W2H) **Vertical Mull 1:** FactoryMull, Standard Joining Mullion, Mull Design Pressure- 20, Overall Thru Direction- Vertical **Wrapping Information:** No Attachment Method, No Head Drip Cap, No Exterior Trim, 4 9/16", 5 7/8", Standard Four Sided Jamb Extension, Factory Applied, Manufacturer Recommended Clearance, Perimeter Length = 262".

For more information regarding the finishing, maintenance, service and warranty of all Pella® products, visit the Pella® website at www.pella.com

Outside View	Line #	Qty	Description
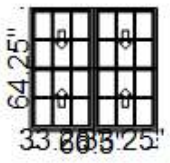	35	1	**Lifestyle, 2-Wide Double Hung, 66.5 X 64.25, Without HGP, Brown**

Location: LIVING ROOM

Rough Opening: 67.25" X 65"

1: Non-Standard SizeNon-Standard Size Double Hung, Equal
Unit Type: No Program
General Information: No Package, Without Hinged Glass Panel, Clad, Pine, 5", 3 11/16", No Certification, Jambliner Color: **Gray**
Exterior Color / Finish: **Standard Enduraclad, Brown**
Interior Color / Finish: **Bright White Paint Interior**
Glass: **Insulated Low-E Advanced Low-E Insulating Glass Argon Non High Altitude**
Hardware Options: **Cam-Action Lock, 2 Locks, White, No Limited Opening Hardware, Order Sash Lift, 2 Lifts, No Integrated Sensor**
Screen: **Full Screen, Brown, InView™**
Performance Information: **U-Factor 0.30, SHGC 0.27, VLT 0.50, CPD PEL-N-35-00516-00001, Performance Class LC, PG 35, Calculated Positive DP Rating 35, Calculated Negative DP Rating 35, FPA FL12952, STC 27, OITC 23, Egress Meets minimum clear opening and 5.7 sq.ft**
Grille: **SDL, No Custom Grille, 7/8", Traditional (3W2H / 3W2H)**
2: Non-Standard SizeNon-Standard Size Double Hung, Equal
Unit Type: **No Program**
General Information: **No Package, Without Hinged Glass Panel, Clad, Pine, 5", 3 11/16", No Certification, Jambliner Color:** Gray
Exterior Color / Finish: Standard Enduraclad, Brown
Interior Color / Finish: Bright White Paint Interior
Glass: Insulated Low-E Advanced Low-E Insulating Glass Argon Non High Altitude
Hardware Options: Cam-Action Lock, 2 Locks, White, No Limited Opening Hardware, Order Sash Lift, 2 Lifts, No Integrated Sensor
Screen: Full Screen, Brown, InView™
Performance Information: U-Factor 0.30, SHGC 0.27, VLT 0.50, CPD PEL-N-35-00516-00001, Performance Class LC, PG 35, Calculated Positive DP Rating 35, Calculated Negative DP Rating 35, FPA FL12952, STC 27, OITC 23, Egress Meets minimum clear opening and 5.7 sq.ft
Grille: SDL, No Custom Grille, 7/8", Traditional (3W2H / 3W2H)
Vertical Mull 1: FactoryMull, Standard Joining Mullion, Mull Design Pressure- 20, Overall Thru Direction- Vertical
Wrapping Information: No Attachment Method, No Head Drip Cap, No Exterior Trim, 4 9/16", 5 7/8", Standard Four Sided Jamb Extension, Factory Applied, Manufacturer Recommended Clearance, Perimeter Length = 262".

Outside View	Line #	Qty	Description
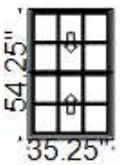	40	1	**Lifestyle, Double Hung, 35.25 X 54.25, Without HGP, Brown**

Location: LIVING ROOM

Rough Opening: 36" X 55"

1: Non-Standard SizeNon-Standard Size Double Hung, Equal
Unit Type: No Program
General Information: No Package, Without Hinged Glass Panel, Clad, Pine, 5", 3 11/16", No Certification, Jambliner Color: **Gray**
Exterior Color / Finish: **Standard Enduraclad, Brown**
Interior Color / Finish: **Bright White Paint Interior**
Glass: **Insulated Low-E Advanced Low-E Insulating Glass Argon Non High Altitude**
Hardware Options: **Cam-Action Lock, 2 Locks, White, No Limited Opening Hardware, Order Sash Lift, 2 Lifts, No Integrated Sensor**
Screen: **Full Screen, Brown, InView™**
Performance Information: **U-Factor 0.30, SHGC 0.27, VLT 0.50, CPD PEL-N-35-00516-00001, Performance Class LC, PG 35, Calculated Positive DP Rating 35, Calculated Negative DP Rating 35, FPA FL12952, STC 27, OITC 23, Clear Opening Width 32.062, Clear Opening Height 23.875, Clear Opening Area 5.315835, Egress Does not meet typical United States egress, but may comply with local code requirements**
Grille: **SDL, No Custom Grille, 7/8", Traditional (3W2H / 3W2H)**
Wrapping Information: **No Attachment Method, No Exterior Trim, 4 9/16", 5 7/8", Standard Four Sided Jamb Extension, Factory Applied, Manufacturer Recommended Clearance, Perimeter Length = 179".**

For more information regarding the finishing, maintenance, service and warranty of all Pella® products, visit the Pella® website at www.pella.com

Outside View	Line #	Qty	Description
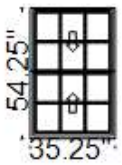	45	1	**Lifestyle, Double Hung, 35.25 X 54.25, Without HGP, Brown**

Location: KITCHEN

Rough Opening: 36" X 55"

1: Non-Standard SizeNon-Standard Size Double Hung, Equal
Unit Type: No Program
General Information: No Package, Without Hinged Glass Panel, Clad, Pine, 5", 3 11/16", No Certification, Jambliner Color: **Gray**
Exterior Color / Finish: **Standard Enduraclad, Brown**
Interior Color / Finish: **Bright White Paint Interior**
Glass: **Insulated Low-E Advanced Low-E Insulating Glass Argon Non High Altitude**
Hardware Options: **Cam-Action Lock, 2 Locks, White, No Limited Opening Hardware, Order Sash Lift, 2 Lifts, No Integrated Sensor**
Screen: **Full Screen, Brown, InView™**
Performance Information: **U-Factor 0.30, SHGC 0.27, VLT 0.50, CPD PEL-N-35-00516-00001, Performance Class LC, PG 35, Calculated Positive DP Rating 35, Calculated Negative DP Rating 35, FPA FL12952, STC 27, OITC 23, Clear Opening Width 32.062, Clear Opening Height 23.875, Clear Opening Area 5.315835, Egress Does not meet typical United States egress, but may comply with local code requirements**
Grille: **SDL, No Custom Grille, 7/8", Traditional (3W2H / 3W2H)**
Wrapping Information: **No Attachment Method, No Exterior Trim, 4 9/16", 5 7/8", Standard Four Sided Jamb Extension, Factory Applied, Manufacturer Recommended Clearance, Perimeter Length = 179".**

Outside View	Line #	Qty	Description
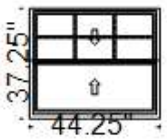	50	1	**Lifestyle, Double Hung, 44.25 X 37.25, Without HGP, Brown**

Location: KITCHEN SINK

Rough Opening: 45" X 38"

1: Non-Standard SizeNon-Standard Size Double Hung, Equal
Unit Type: No Program
General Information: No Package, Without Hinged Glass Panel, Clad, Pine, 5", 3 11/16", No Certification, Jambliner Color: **Gray**
Exterior Color / Finish: **Standard Enduraclad, Brown**
Interior Color / Finish: **Bright White Paint Interior**
Glass: **Insulated Low-E Advanced Low-E Insulating Glass Argon Non High Altitude**
Hardware Options: **Cam-Action Lock, 2 Locks, White, No Limited Opening Hardware, Order Sash Lift, 2 Lifts, No Integrated Sensor**
Screen: **Full Screen, Brown, InView™**
Performance Information: **U-Factor 0.30, SHGC 0.27, VLT 0.50, CPD PEL-N-35-00516-00001, Performance Class LC, PG 30, Calculated Positive DP Rating 30, Calculated Negative DP Rating 30, FPA FL12952, STC 27, OITC 23, Clear Opening Width 41.062, Clear Opening Height 15.375, Clear Opening Area 4.384224, Egress Does not meet typical United States egress, but may comply with local code requirements**
Grille: **SDL, No Custom Grille, 7/8", Traditional (3W2H / 0W0H)**
Wrapping Information: **No Attachment Method, No Exterior Trim, 4 9/16", 5 7/8", Standard Four Sided Jamb Extension, Factory Applied, Manufacturer Recommended Clearance, Perimeter Length = 163".**

For more information regarding the finishing, maintenance, service and warranty of all Pella® products, visit the Pella® website at www.pella.com

Thank You For Your Interest In Pella® Products

PELLA WARRANTY:

Pella® products are covered by Pella's limited warranties in effect at the time of sale. All applicable product warranties are incorporated into and become a part of this contract. Please see the warranties for complete details, taking special note of the two important notice sections regarding installation of Pella® products and proper management of moisture within the wall system. Neither Pella Corporation nor the branch will be bound by any other warranty unless specifically set out in this contract. However, Pella Corporation will not be liable for branch warranties which create obligations in addition to or obligations which are inconsistent with Pella written warranties.

Clear opening (egress) information does not take into consideration the addition of a Rolscreen® [or any other accessory] to the product. You should consult your local building code to ensure your Pella® products meet local egress requirements.

Customer Signature	Pella Contractor Signature
Date	Date

For more information regarding the finishing, maintenance, service and warranty of all Pella® products, visit the Pella® website at www.pella.com


Window 1
Window 8


Window 11
Window 10

Window 9
Windows 5 and 6
Window 7

Windows 3 and 4
Window 2

Window 1

















Window 2

























Windows 3 and 4

















Window 5 and 6

















Window 7

















Window 8









Window 9













Window 10











Window 11













