



HISTORIC DISTRICT COMMISSION NOTICE OF DENIAL

City of Detroit - Planning & Development Department
2 Woodward Avenue, Suite 808
Detroit, Michigan 48226

Notification Date: 04/14/26

Application Number: HDC2026-00100

APPLICANT & PROPERTY INFORMATION

NAME: Todd Hamula		COMPANY NAME: Zaremba Group, LLC	
ADDRESS: 14600 Detroit Avenue	CITY: Lakewood	STATE: OH	ZIP: 44107
PROJECT ADDRESS: 4612 Woodward Avenue			
HISTORIC DISTRICT: Garfield Building			
SCOPE: Install black vinyl screens			

At the Regular Meeting that was held on 04/08/26, the Detroit Historic District Commission ("DHDC") reviewed the above-referenced application. Pursuant to Section 5(1) and 9(1) of the Michigan Local Historic District Act, as amended, being MCL 399.205 (1), MCL 399.209 (9) and Sections 21-2-78 and 21-2-80 of the 2019 Detroit City Code; the DHDC hereby issues a Denial for the following work, effective on 04/14/26, as it will be inappropriate according to the Secretary of Interior's Standards for Rehabilitation and the district's Elements of Design:

REASONS FOR DENIAL:

Both the installation of the black vinyl screens inside the storefront windows and the installation of the 'AutoZone' advertisements to the outside of the windows will alter the storefronts and their features. This will consequently diminish the historic character of the building.

FAILURE TO MEET STANDARDS:

The Standards for Rehabilitation (codified in 36 CFR 67 for use in the Federal Historic Preservation Tax Incentives program) address the most prevalent treatment. "Rehabilitation" is defined as "the process of returning a property to a state of utility, through repair or alteration, which makes possible an efficient contemporary use while preserving those portions and features of the property which are significant to its historic, architectural, and cultural values."

As stated in the definition, the treatment "rehabilitation" assumes that at least some repair or alteration of the historic building will be needed in order to provide for an efficient contemporary use; however, these repairs and alterations must not damage or destroy materials, features or finishes that are important in defining the building's historic character.

The Standards are to be applied to specific rehabilitation projects in a reasonable manner, taking into consideration economic and technical feasibility.

Failure to meet standards: 1, 2

Corresponding Standard numbered below:

1. A property shall be used for its historic purpose or be placed in a new use that requires minimal change to the defining characteristics of the building and its site and environment
2. The historic character of a property shall be retained and preserved. The removal of historic materials or alteration of features and spaces that characterize a property shall be avoided.
3. Each property shall be recognized as a physical record of its time, place, and use. Changes that create a false sense of historical development, such as adding conjectural features or architectural elements from other buildings, shall not be undertaken.
4. Most properties change over time; those changes that have acquired historic significance in their own right shall be retained and preserved.
5. Distinctive features, finishes, and construction techniques or examples of craftsmanship that characterize a property shall be preserved.
6. Deteriorated historic features shall be repaired rather than replaced. Where the severity of deterioration requires replacement of a distinctive feature, the new feature shall match the old in design, color, texture, and other visual qualities and, where possible, materials. Replacement of missing features shall be substantiated by documentary, physical, or pictorial evidence.
7. Chemical or physical treatments, such as sandblasting, that cause damage to historic materials shall not be used. The surface cleaning of structures, if appropriate, shall be undertaken using the gentlest means possible.
8. Significant archeological resources affected by a project shall be protected and preserved. If such resources must be disturbed, mitigation measures shall be undertaken.
9. New additions, exterior alterations, or related new construction shall not destroy historic materials that characterize the property. The new work shall be differentiated from the old and shall be compatible with the massing, size, scale, and architectural features to protect the historic integrity of the property and its environment.
10. New additions and adjacent or related new construction shall be undertaken in such a manner that if removed in the future, the essential form and integrity of the historic property and its environment would be unimpaired.

FAILURE TO MEET ELEMENTS OF DESIGN:

Failure to meet Elements of Design: 3, 6, 7, 15

Corresponding design element numbered below:

1. Height.	12. Walls of continuity.
2. Proportion of building's front façades.	13. Relationship of significant landscape features and surface treatments.
3. Proportion of openings within the façade.	14. Relationship of open space to structures.
4. Rhythm of solids to voids in front façade.	15. Scale of façade and façade elements.
5. Rhythm of spacing of buildings on streets.	16. Directional expression of front elevations.
6. Rhythm of entrance and/or porch projections.	17. Rhythm of building setbacks.
7. Relationship of materials.	18. Relationship of lot coverages.
8. Relationship of textures.	19. Degree of complexity within the façade.
9. Relationship of colors.	20. Orientation, vistas, overviews.
10. Relationship of architectural details.	21. Symmetric or asymmetric appearance.
11. Relationship of roof shapes.	22. General environmental character.

If you have any questions regarding the above, please contact staff at 313-224-1762 or hdc@detroitmi.gov.

For the Commission:



Garrick Landsberg
Director of Staff, Historic District Commission

PSR: Bilqees

260414BS

APPEALS PROCESS

The application may be resubmitted for the Historic District Commission's review when suggested changes have been made that address the cited reasons for denial, if applicable. Please be advised that, in accordance with MCL 399. 211 and Section 21-2-81 of the 2019 Detroit City Code, an applicant aggrieved by a decision of the DHDC may file an appeal with the State Historic Preservation Review Board. Within sixty (60) days of your receipt of this notice, an appeal may be filed with:

Jon Stuckey, Michigan Department of Attorney General
2nd Floor, G. Mennen Williams Building
525 West Ottawa Street, P.O. Box 30754, Lansing, MI 48909
Phone: 517-335-0665 E-mail: stuckeyj@michigan.gov



HISTORIC DISTRICT COMMISSION APPLICATION FOR WORK APPROVAL

City of Detroit - Planning & Development Department
2 Woodward Avenue, Suite 808
Detroit, Michigan 48226

APPLICATION ID
HDC2026-00100

PROPERTY INFORMATION

ADDRESS(ES): 4612 Woodward Avenue
HISTORIC DISTRICT: Garfield Building

SCOPE OF WORK: (Check ALL that apply)

- | | | | | | |
|-------------------------------------------------------|---------------------------------------------|------------------------------------------|---------------------------------------------------|-------------------------------------------------------------------------------------------|--------------------------------|
| <input checked="" type="checkbox"/> Windows/
Doors | <input type="checkbox"/> Walls/
Siding | <input type="checkbox"/> Painting | <input type="checkbox"/> Roof/Gutters/
Chimney | <input type="checkbox"/> Porch/Deck/Balcony | <input type="checkbox"/> Other |
| <input type="checkbox"/> Demolition | <input checked="" type="checkbox"/> Signage | <input type="checkbox"/> New
Building | <input type="checkbox"/> Addition | <input type="checkbox"/> Site Improvements
(landscape, trees, fences,
patios, etc.) | |

BRIEF PROJECT DESCRIPTION:

Request to blacken the inside of several storefront windows across the front of the Garfield Building as it fronts on Woodward Avenue to help with the placement of advertisement for a new AutoZone Retail Store that recently opened for business on the first floor of the Garfield Building. Currently, the storefront windows are clear glass with display areas that are not relevant to the business inside.

APPLICANT IDENTIFICATION

TYPE OF APPLICANT: Tenant or Business Occupant			
NAME: Todd Hamula		COMPANY NAME: Zaremba Group, LLC	
ADDRESS: 14600 Detroit Avenue		CITY: Lakewood	STATE: OH ZIP: 44107
PHONE: +1 (216) 374-5020		EMAIL: thamula@zarembagroup.com	

I AGREE TO AND AFFIRM THE FOLLOWING:

<input checked="" type="checkbox"/>	I understand that the failure to upload all required documentation may result in extended review times for my project and/or a denied application.
<input checked="" type="checkbox"/>	I understand that the review of this application by the Historic District Commission does not waive my responsibility to comply with any other applicable ordinances including obtaining appropriate permits (building, sign, etc.) or other department approvals prior to beginning the work.
<input checked="" type="checkbox"/>	I hereby certify that the information on this application is true and correct. I certify that the proposed work is authorized by the owner of record and I have been authorized to make this application as the property owner(s) authorized agent.
<input checked="" type="checkbox"/>	As required by the state Local Historic Districts Act, Act 169 of 1970 (MCL399.205), I hereby certify that the property where work will be undertaken has, or will have before the proposed project completion date, a fire alarm system or a smoke alarm complying with the requirements of the Stille-DeRossett-Hale single state construction code act, 1972 PA 230, MCL 125.1501 to 125.1531

Signed by:

5F916197829B4CF

03/10/2026

SIGNATURE

DATE


NOTE: Based on the scope of work, additional documentation may be required. See www.detroitmi.gov/hdc for scope-specific requirements.

PROJECT DETAILS – TELL US ABOUT YOUR PROJECT

Instructions: Add project details using the text box in each section. If your details exceed the space provided, attach the details via the attachment icon for that section.

ePLANS PERMIT NUMBER: (only applicable if you've already applied for permits through ePLANS)	N/A
--------------------------------------------------------------------------------------------------------	-----

GENERAL

<p>1. DESCRIPTION OF EXISTING CONDITION <i>Please tell us about the current appearance and conditions of the areas you want to change. You may use a few sentences or attach a separate prepared document on the right. (For example, "existing roof on my garage is covered in gray asphalt shingles in poor condition.")</i></p> <p>Existing storefront windows along Woodward Avenue are clear glass with displays behind the clear glass that are of bookcases with bottles in them of a more historical nature.</p>	
<p>2. PHOTOGRAPHS <i>Help us understand your project. Please attach photographs of all areas where work is proposed.</i></p>	
<p>3. DESCRIPTION OF PROJECT <i>In this box, tell us about what you want to do at the areas described above in box #1. (For example, Install new asphalt shingle roofing at garage.)</i></p> <p>We'd like to propose that certain storefront windows as depicted on the attachment are blackened out with black vinyl on the inside glass storefront windows so that advertisements can be attached to the outside of the storefront window to support the recently opened AutoZone Auto Parts Retail Store located on the first floor of the Garfield Building where a prior Rite Aid Drug Store was once located.</p>	
<p>4. DETAILED SCOPE OF WORK <i>In this box, please describe all steps necessary to complete the work described in box #3. (For example, "remove existing shingles, replace wood deck as necessary, replace wood eaves, install roof vents, replace rotted fascia boards, paint, clean worksite.")</i></p> <p>Add black vinyl film to the inside of depicted storefront windows and add advertisements as depicted to the outside of those storefront windows which are intended to be changed out on a quarterly basis.</p>	
<p>5. BROCHURES/CUT SHEETS <i>Please provide information on the products or materials you are proposing to install. For example, a brochure on the brand and color of the shingles proposed.</i></p>	

ADDITIONAL DETAILS

6. WINDOWS/DOORS

Detailed photographs of window(s) and/or door(s) proposed for replacement showing the condition of the interior and exterior of the window(s) and/or door(s)




PROPOSED MODIFICATION TO EXISTING LOWER LEVEL STOREFRONT WINDOWS



FRONT ELEVATION
N.T.S.

LANDLORD WINDOW
DISPLAY

OUT WITH VINYL FILM APPLIED
TO THE INSIDE OF EACH
STOREFRONT WINDOW AS
INDICATED ABOVE.




- EXAMPLE ADVERTISING IMAGES FOR AUTOZONE RETAIL STORE TO BE APPLIED TO THE OUTSIDE OF THE WINDOWS AND CHANGED OUT ON A QUARTERLY BASIS.

PROPOSED MODIFICATION TO EXISTING LOWER LEVEL STOREFRONT WINDOWS



FRONT ELEVATION
N.T.S.

LANDLORD WINDOW DISPLAY



OUT WITH VINYL FILM APPLIED TO THE INSIDE OF EACH STOREFRONT WINDOW AS INDICATED ABOVE.

- EXAMPLE ADVERTISING IMAGES FOR AUTOZONE RETAIL STORE TO BE APPLIED TO THE OUTSIDE OF THE WINDOWS AND CHANGED OUT ON A QUARTERLY BASIS.