



PLANNING & DEVELOPMENT DEPARTMENT
2 WOODWARD AVE SUITE 808, DETROIT, MI 48226

HISTORIC DISTRICT COMMISSION

CERTIFICATE OF APPROPRIATENESS

Application Number: HDC2025-00638

Effective Date: 11/18/25

Project Address: 3751 Leslie Street

Issued to: Kayode Adekoya
36975 EVERETT DR
Westland, MI 48185

Historic District: Russell Woods-Sullivan

Description of Work:

- Replace 8 existing windows on the West and East elevations with aluminum clad windows
- In black with 7/8" simulated divided lite bars

With the Conditions that:

- The light configurations of the windows will be those as recommended in the staff report.

Pursuant to Section 5(10) of the Michigan Local Historic District Act, as amended, being MCL 399.205 (10) and Sections 21-2-57 and 21-2-73 of the 2019 Detroit City Code, and Detroit Historic District Commission ("DHDC") delegation of administrative authority via Resolutions 97-01, 97-02, 98-01, 20-03, 21-04, and/or 21-07, as applicable, the staff of the DHDC has reviewed the above referenced application and hereby issues a Certificate of Appropriateness ("COA") for the description of work, effective date above, as it meets the Secretary of the Interior's Standards for Rehabilitation and the district's Elements of Design

For the Commission:

Garrick Landsberg
Director of Staff, Historic District Commission

PSR:Lise

251118LS



Post this COA at the subject property until work is complete. It is important to note that approval by the DHDC does not waive the applicant's responsibility to comply with any other applicable ordinances or statutes.



HISTORIC DISTRICT COMMISSION APPLICATION FOR WORK APPROVAL

City of Detroit - Planning & Development Department
2 Woodward Avenue, Suite 808
Detroit, Michigan 48226

APPLICATION ID

HDC2025-00638

PROPERTY INFORMATION

ADDRESS(ES): 3751 Leslie Street

HISTORIC DISTRICT: Russell Woods-Sullivan

SCOPE OF WORK: (Check ALL that apply)

- | | | | | | |
|---|---|--|---|---|--------------------------------|
| <input checked="" type="checkbox"/> Windows/
Doors | <input type="checkbox"/> Walls/
Siding | <input type="checkbox"/> Painting | <input type="checkbox"/> Roof/Gutters/
Chimney | <input type="checkbox"/> Porch/Deck/Balcony | <input type="checkbox"/> Other |
| <input type="checkbox"/> Demolition | <input type="checkbox"/> Signage | <input type="checkbox"/> New
Building | <input type="checkbox"/> Addition | <input type="checkbox"/> Site Improvements
(landscape, trees, fences,
patios, etc.) | |

BRIEF PROJECT DESCRIPTION:

Remove eight Vinyl windows on the side of the house and replace it with Aluminum Casement/Awnings windows with Brick Mould.

APPLICANT IDENTIFICATION

TYPE OF APPLICANT: Property Owner/Homeowner

NAME: Kayode Adekoya

COMPANY NAME: N/A

ADDRESS: 36975 EVERETT DR

CITY: Westland

STATE: MI

ZIP: 48185

PHONE: +1 (706) 459-0378

EMAIL: kallony@yahoo.com

I AGREE TO AND AFFIRM THE FOLLOWING:

- ☒ I understand that the failure to upload all required documentation may result in extended review times for my project and/or a denied application.
- ☒ I understand that the review of this application by the Historic District Commission does not waive my responsibility to comply with any other applicable ordinances including obtaining appropriate permits (building, sign, etc.) or other department approvals prior to beginning the work.
- ☒ I hereby certify that I am the legal owner and/or occupant of the subject property and that the information on this application is true and correct.

Signed by:

Kayode Adekoya

N/A

Kayode Adekoya

10/09/2025

SIGNATURE

DATE

36975 EVERETT DR

Westland

MI

48185

+1 (706) 459-0378

kallony@yahoo.com

Questions? Contact us at hdc@detroitmi.gov or (313)224-1762

NOTE: Based on the scope of work, additional documentation may be required. See www.detroitmi.gov/hdc for scope-specific requirements.

PROJECT DETAILS – TELL US ABOUT YOUR PROJECT

Instructions: Add project details using the text box in each section. If your details exceed the space provided, attach the details via the attachment icon for that section.

ePLANS PERMIT NUMBER:

(only applicable if you've already applied for permits through ePLANS)

N/A

GENERAL

1. DESCRIPTION OF EXISTING CONDITION

Please tell us about the current appearance and conditions of the areas you want to change. You may use a few sentences or attach a separate prepared document on the right. (For example, "existing roof on my garage is covered in gray asphalt shingles in poor condition.")

This application is for replacing eight existing Vinyl Windows.

2. PHOTOGRAPHS

Help us understand your project. Please attach photographs of all areas where work is proposed.



3. DESCRIPTION OF PROJECT

In this box, tell us about what you want to do at the areas described above in box #1. (For example, "Install new asphalt shingle roofing at garage.")

This application is for replacing eight existing Vinyl Windows with Aluminium Casements and Awnings Windows

4. DETAILED SCOPE OF WORK

In this box, please describe all steps necessary to complete the work described in box #3. (For example, "remove existing shingles, replace wood deck as necessary, replace wood eaves, install roof vents, replace rotted fascia boards, paint, clean worksite.")


1. On the first floor of the house, allow us to remove the four Vinyl windows on the side of the house and replace it with Aluminum Casement windows with Brick Mould.
2. On the second floor of the house, allow us to remove the three Vinyl windows on the side of the house and replace it with Aluminum Awnings windows Brick Mould.
3. On the second floor of the house, allow us to remove the one Vinyl windows on the side of the house (bathroom) and replace it with an Aluminum Casement windows with Brick Mould.

5. BROCHURES/CUT SHEETS

Please provide information on the products or materials you are proposing to install. For example, a brochure on the brand and color of the shingles proposed.



ADDITIONAL DETAILS

<div><div>6. WINDOWS/DOORS</div><div>Detailed photographs of window(s) and/or door(s) proposed for replacement showing the condition of the interior and exterior of the window(s) and/or door(s)</div></div>	<div></div>

No for Window placements on the house (See Pictures)	Line # on attached Quote
No 1 and No 8	Line # 1 and 8

No 2	Line # 2
------	----------

No 3	Line # 3

No 4 and No 5	Line # 4 and # 5
---------------	------------------

No 6	Line # 6

No 7	Line # 7

No for Window placements on the house	Line # on attached Quote
No 1 and No 8	Not Applicable
No 2	Not Applicable
No 3	Not Applicable
No 4 and No 5	Not Applicable
No 6	Not Applicable
No 7	Not Applicable

	Window Schedule	
New Windows		
Operations	Material/Description/Color	Qty
	AWN-11; Classic Black Alum Clad AAMA.2605; LoE-272 Box Size: 50-1/2x23-1/2 Custom Width Upcharge Custom Height Upcharge White Screen Boxed BetterVue Mesh N/C Preserve Glass N/C Silver Spacer N/C 7/8" SDL (6W2H) - Profiled Exterior SDL Bars - Profiled Interior SDL Bars - With Mill Finish Internal Grids 5-1/4" Jamb Extension Applied Double Primed Interior Jamb Extension 1-3/4" Sash Thickness Profiled Sash Cladding White Hardware Interior Double Prime Finish Divided Lite Interior Double Prime Finish AWNINGS Windows with Brick Mould (Glass Size: 45-1/2x18-1/2)	2

	<p>AWN-11; Classic Black Alum Clad AAMA.2605; LoE- Box Size: 49-1/4x22-1/2 Custom Width Upcharge Custom Height Upcharge White Screen Boxed BetterVue Mesh Preserve Glass Silver Spacer 7/8" SDL (6W2H) - Profiled Exterior SDL Bars - Profiled Interior SDL Bars - With Mill Finish Internal Grids 5-1/4" Jamb Extension Applied Double Primed Interior Jamb Extension 1-3/4" Sash Thickness Profiled Sash Cladding White Hardware Interior Double Prime Finish Divided Lite Interior Double Prime Finish (Glass Size: 44-1/4x17-1/2)</p>	
AWNINGS Windows with Brick Mould		1

CASEMENT Windows with Brick Mould	CSMT-1; L; Classic Black Alum Clad AAMA.2605; LoE Box Size: 33x33-1/4 Custom Width Custom Height White Screen Boxed BetterVue Mesh Preserve Glass Silver Spacer 7/8" SDL (3W2H) - Profiled Exterior SDL Bars - Profiled Interior SDL Bars - With Mill Finish Internal Grids 5-1/4" Jamb Extension Applied Double Primed Interior Jamb Extension 1-3/4" Sash Thickness Profiled Sash Cladding White Hardware 10.72 Interior Double Prime Finish Divided Lite Interior Double Prime Finish (Glass Size: 28x28-1/4) Clear Opening: 24-1/2x28-9/16 Square Ft. Of Clear Opening:	1
-----------------------------------	---	---

CASEMENT Windows with Brick Mould	CSMT-1; L; Classic Black Alum Clad AAMA.2605; LoE- Box Size: 36x60-1/2 Custom Height 61.64 White Screen Boxed BetterVue Mesh Preserve Glass Silver Spacer 7/8" SDL (3W5H) - Profiled Exterior SDL Bars - Profiled Interior SDL Bars - With Mill Finish Internal Grids 5-1/4" Jamb Extension Applied Double Primed Interior Jamb Extension 1-3/4" Sash Thickness Profiled Sash Cladding White Hardware Interior Double Prime Finish Divided Lite Interior Double Prime Finish	2
-----------------------------------	--	---

CASEMENT Windows with Brick Mould	<p>CSMT-1; L; Classic Black Alum Clad AAMA.2605; LoE- Box Size: 36-1/2x37-1/2 Custom Width Custom Height White Screen Boxed BetterVue Mesh Preserve Glasss Silver Spacer 7/8" SDL (3W2H) - Profiled Exterior SDL Bars - Profiled Interior SDL Bars - With Mill Finish Internal Grids 5-1/4" Jamb Extension Applied Double Primed Interior Jamb 1 Extension 1-3/4" Sash Thickness Profiled Sash Cladding White Hardware Interior Double Prime Finish Divided Lite Interior Double Prime Finish (Glass Size: 31-1/2x32-1/2) Clear Opening: 28x32-13/16 Square Ft. Of Clear Opening:</p>	1
-----------------------------------	---	---

CASEMENT Windows with Brick Mould	<ul style="list-style-type: none">• CSMT-1; L; Classic Black Alum Clad AAMA.2605; LoE- Box Size: 35-1/2x50-1/2 Custom Width Custom Height White Screen Boxed BetterVue Mesh Preserve Glass Silver Spacer 7/8" SDL (3W5H) - Profiled Exterior SDL Bars - Profiled Interior SDL Bars - With Mill Finish Internal Grids 5-1/4" Jamb Extension Applied Double Primed Interior Jamb Extension 1-3/4" Sash Thickness Profiled Sash Cladding White Hardware Interior Double Prime Finish Divided Lite Interior Double Prime Finish (Glass Size: 30-1/2x45-1/2) Clear Opening: 27x45-13/16 Square Ft. Of Clear Opening:	1
-----------------------------------	--	---

Old Window (Windows were in ve		
Operations	Material/Description/Color	Qty
Single Sliding	Single Sliding/While	2
Single Sliding	Single Sliding/While	1
Single Sliding	Single Sliding/While	1
Casement Windows	Steel/Black	2
Casement Windows	Steel/Black	1
Casement Windows	Steel/Black	1

Width	Height	Location	Comments
51	24	Side Windows Upstairs	See attached quote from manufactures for more details about the window specifications

49-3/4	23	Side Windows Upstairs	See attached quote from manufactures for more details about the window
--------	----	-----------------------	--

33-1/2	33-3/4	Side Windows Upstairs-Bathroom	

36-1/2	61	Side Windows Downstairs	
--------	----	-------------------------	--

37	38	Side Windows Downstairs	

51	24	Side Windows Downstairs	

very bad condition)			
Width	Height	Location	Comments
51	24	Side Windows Upstairs	
49-3/4	23	Side Windows Upstairs	
33-1/2	33-3/4	Side Windows Upstairs-Bathroom	
36-1/2	61	Side Windows Downstairs	
37	38	Side Windows Downstairs	
51	24	Side Windows Downstairs	

Quote Number
2618

P.O. Number
Alfa Constr

Customer Name
Alfa Construction - 3751 Leslie St

Contact Name
Ryan Showalter

Billing Address
ryan@alfaconstructionguys.com

Quote Date
9/30/2025

Phone Number
313-685-6857

Fax Phone

Job Name
3751 Leslie St - No 2 - Black Clad

Job Site Address
3751 Leslie St Detroit, MI 48238

Mobile Phone #



R.O. Allowance (Width = 1/2"-Height = 1/2")

M.O. Allowance (Width = 1/4"-Height = 1/4")

SHOWN AT NET PRICE

Line # 1



R.O. 51" x 24"

U.D. 50-1/2" x 23-1/2"

M.O. 50-3/4" x 23-3/4"

O.A. Box Size 50-1/2x23-1/2"

• AWN-11; Classic Black Alum Clad	636.50
AAMA.2605; LoE-272	
Box Size: 50-1/2x23-1/2	N/C
Custom Width Upcharge	61.64
Custom Height Upcharge	61.64
White Screen Boxed	19.43
BetterVue Mesh	N/C
Preserve Glass	N/C
Silver Spacer	N/C
7/8" SDL (6W2H)	297.48
- Profiled Exterior SDL Bars	
- Profiled Interior SDL Bars	
- With Mill Finish Internal Grids	
5-1/4" Jamb Extension Applied	57.62
Double Primed Interior Jamb	10.72
Extension	
1-3/4" Sash Thickness	N/C
Profiled Sash Cladding	N/C
White Hardware	14.07
Interior Double Prime Finish	16.08
Divided Lite Interior Double Prime	25.33
Finish	
(Glass Size: 45-1/2x18-1/2)	N/C

Sash 1

U-Factor=0.3

SHGC=0.26

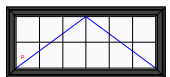
Visible Transmittance=0.44

PG=LC-PG40-AP

Single Unit Rating Only

1 Each @ \$1,200.51 \$1,200.51

Line # 2



R.O. 49-3/4" x 23"

U.D. 49-1/4" x 22-1/2"

M.O. 49-1/2" x 22-3/4"

O.A. Box Size 49-1/4x22-1/2"

• AWN-11; Classic Black Alum Clad	636.50
AAMA.2605; LoE-272	
Box Size: 49-1/4x22-1/2	N/C
Custom Width Upcharge	61.64
Custom Height Upcharge	61.64
White Screen Boxed	18.76
BetterVue Mesh	N/C
Preserve Glass	N/C
Silver Spacer	N/C
7/8" SDL (6W2H)	297.48
- Profiled Exterior SDL Bars	
- Profiled Interior SDL Bars	
- With Mill Finish Internal Grids	
5-1/4" Jamb Extension Applied	56.28
Double Primed Interior Jamb	10.05
Extension	
1-3/4" Sash Thickness	N/C
Profiled Sash Cladding	N/C
White Hardware	14.07
Interior Double Prime Finish	15.41
Divided Lite Interior Double Prime	25.33
Finish	
(Glass Size: 44-1/4x17-1/2)	N/C

Sash 1

U-Factor=0.3

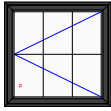
SHGC=0.26

Visible Transmittance=0.44

(Continued From Previous Page)

PG=LC-PG40-AP
Single Unit Rating Only**1 Each @ \$1,197.16 \$1,197.16**

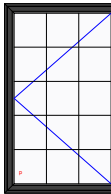
Line # 3 VENTING TBD

R.O. 33-1/2" x 33-3/4"
U.D. 33" x 33-1/4"
M.O. 33-1/4" x 33-1/2"
O.A. Box Size 33x33-1/4"

- CSMT-1; L; Classic Black Alum 561.46
- Clad AAMA.2605; LoE-272
- Box Size: 33x33-1/4 N/C
- Custom Width 61.64
- Custom Height 61.64
- White Screen Boxed 17.42
- BetterVue Mesh N/C
- Preserve Glass N/C
- Silver Spacer N/C
- 7/8" SDL (3W2H) 148.74
- Profiled Exterior SDL Bars
- Profiled Interior SDL Bars
- With Mill Finish Internal Grids
- 5-1/4" Jamb Extension Applied 51.59
- Double Primed Interior Jamb Extension 9.38
- 1-3/4" Sash Thickness N/C
- Profiled Sash Cladding N/C
- White Hardware 10.72
- Interior Double Prime Finish 14.07
- Divided Lite Interior Double Prime Finish 12.66
- (Glass Size: 28x28-1/4) N/C
- Clear Opening: 24-1/2x28-9/16 N/C
- Square Ft. Of Clear Opening: 4.86 N/C

Sash 1
U-Factor=0.3
SHGC=0.26
Visible Transmittance=0.44
PG=CW-PG50-C
Single Unit Rating Only**1 Each @ \$949.32 \$949.32**

Line # 4 VENTING TBD

R.O. 36-1/2" x 61"
U.D. 36" x 60-1/2"
M.O. 36-1/4" x 60-3/4"
O.A. Box Size 36x60-1/2"

- CSMT-1; L; Classic Black Alum 842.86
- Clad AAMA.2605; LoE-272
- Box Size: 36x60-1/2 N/C
- Custom Height 61.64
- White Screen Boxed 30.15
- BetterVue Mesh N/C
- Preserve Glass N/C
- Silver Spacer N/C
- 7/8" SDL (3W5H) 371.85
- Profiled Exterior SDL Bars
- Profiled Interior SDL Bars
- With Mill Finish Internal Grids
- 5-1/4" Jamb Extension Applied 75.71
- Double Primed Interior Jamb Extension 14.07
- 1-3/4" Sash Thickness N/C
- Profiled Sash Cladding N/C
- White Hardware 10.72
- Interior Double Prime Finish 20.77
- Divided Lite Interior Double Prime Finish 31.66

(Continued On Next Page)

Prepared By : OXBOWINDO

Version 9.8.5



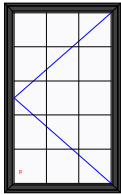
(Continued From Previous Page)

(Glass Size: 31x55-1/2) N/C
 Clear Opening: 27-1/2x55-13/16 N/C
 Square Ft. Of Clear Opening: N/C
 10.66

Sash 1
 U-Factor=0.3
 SHGC=0.26
 Visible Transmittance=0.44
 PG=CW-PG50-C
 Single Unit Rating Only

1 Each @ \$1,459.43 \$1,459.43

Line # 5 VENTING TBD



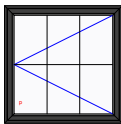
R.O. 36-1/2" x 61"
 U.D. 36" x 60-1/2"
 M.O. 36-1/4" x 60-3/4"
 O.A. Box Size 36x60-1/2"

• CSMT-1; L; Classic Black Alum 842.86
 Clad AAMA.2605; LoE-272
 Box Size: 36x60-1/2 N/C
 Custom Height 61.64
 White Screen Boxed 30.15
 BetterVue Mesh N/C
 Preserve Glass N/C
 Silver Spacer N/C
 7/8" SDL (3W5H) 371.85
 - Profiled Exterior SDL Bars
 - Profiled Interior SDL Bars
 - With Mill Finish Internal Grids
 5-1/4" Jamb Extension Applied 75.71
 Double Primed Interior Jamb Extension 14.07
 1-3/4" Sash Thickness N/C
 Profiled Sash Cladding N/C
 White Hardware 10.72
 Interior Double Prime Finish 20.77
 Divided Lite Interior Double Prime Finish 31.66
 (Glass Size: 31x55-1/2) N/C
 Clear Opening: 27-1/2x55-13/16 N/C
 Square Ft. Of Clear Opening: N/C
 10.66

Sash 1
 U-Factor=0.3
 SHGC=0.26
 Visible Transmittance=0.44
 PG=CW-PG50-C
 Single Unit Rating Only

1 Each @ \$1,459.43 \$1,459.43

Line # 6 VENTING TBD



R.O. 37" x 38"
 U.D. 36-1/2" x 37-1/2"
 M.O. 36-3/4" x 37-3/4"
 O.A. Box Size 36-1/2x37-1/2"

• CSMT-1; L; Classic Black Alum 634.49
 Clad AAMA.2605; LoE-272
 Box Size: 36-1/2x37-1/2 N/C
 Custom Width 61.64
 Custom Height 61.64
 White Screen Boxed 19.43
 BetterVue Mesh N/C
 Preserve Glass N/C
 Silver Spacer N/C
 7/8" SDL (3W2H) 148.74
 - Profiled Exterior SDL Bars
 - Profiled Interior SDL Bars

(Continued On Next Page)

Prepared By : OXBOWINDO

Version 9.8.5

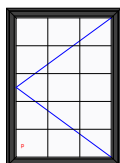
(Continued From Previous Page)

- With Mill Finish Internal Grids	
5-1/4" Jamb Extension Applied	57.62
Double Primed Interior Jamb Extension	10.72
1-3/4" Sash Thickness	N/C
Profiled Sash Cladding	N/C
White Hardware	10.72
Interior Double Prime Finish	16.08
Divided Lite Interior Double Prime Finish	12.66
(Glass Size: 31-1/2x32-1/2)	N/C
Clear Opening: 28x32-13/16	N/C
Square Ft. Of Clear Opening: 6.38	N/C

Sash 1
U-Factor=0.3
SHGC=0.26
Visible Transmittance=0.44
PG=R-PG50-C
Single Unit Rating Only

1 Each @ \$1,033.74 \$1,033.74

Line # 7 VENTING TBD



R.O. 36" x 51"
U.D. 35-1/2" x 50-1/2"
M.O. 35-3/4" x 50-3/4"
O.A. Box Size 35-1/2x50-1/2"

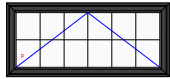
• CSMT-1; L; Classic Black Alum	718.24
Clad AAMA.2605; LoE-272	
Box Size: 35-1/2x50-1/2	N/C
Custom Width	61.64
Custom Height	61.64
White Screen Boxed	23.45
BetterVue Mesh	N/C
Preserve Glass	N/C
Silver Spacer	N/C
7/8" SDL (3W5H)	371.85
- Profiled Exterior SDL Bars	
- Profiled Interior SDL Bars	
- With Mill Finish Internal Grids	
5-1/4" Jamb Extension Applied	67.00
Double Primed Interior Jamb Extension	12.06
1-3/4" Sash Thickness	N/C
Profiled Sash Cladding	N/C
White Hardware	10.72
Interior Double Prime Finish	18.76
Divided Lite Interior Double Prime Finish	31.66
(Glass Size: 30-1/2x45-1/2)	N/C
Clear Opening: 27x45-13/16	N/C
Square Ft. Of Clear Opening: 8.59	N/C

Sash 1
U-Factor=0.3
SHGC=0.26
Visible Transmittance=0.44
PG=CW-PG50-C
Single Unit Rating Only

1 Each @ \$1,377.02 \$1,377.02



Line # 8



R.O. 51" x 24"

U.D. 50-1/2" x 23-1/2"

M.O. 50-3/4" x 23-3/4"

O.A. Box Size 50-1/2x23-1/2"

• AWN-11; Classic Black Alum Clad	636.50
AAMA.2605; LoE-272	
Box Size: 50-1/2x23-1/2	N/C
Custom Width Upcharge	61.64
Custom Height Upcharge	61.64
White Screen Boxed	19.43
BetterVue Mesh	N/C
Preserve Glass	N/C
Silver Spacer	N/C
7/8" SDL (6W2H)	297.48
- Profiled Exterior SDL Bars	
- Profiled Interior SDL Bars	
- With Mill Finish Internal Grids	
5-1/4" Jamb Extension Applied	57.62
Double Primed Interior Jamb	10.72
Extension	
1-3/4" Sash Thickness	N/C
Profiled Sash Cladding	N/C
White Hardware	14.07
Interior Double Prime Finish	16.08
Divided Lite Interior Double Prime	25.33
Finish	
(Glass Size: 45-1/2x18-1/2)	N/C
Sash 1	
U-Factor=0.3	
SHGC=0.26	
Visible Transmittance=0.44	
PG=LC-PG40-AP	
Single Unit Rating Only	

1 Each @	\$1,200.51	\$1,200.51
----------	------------	------------

Quoted prices are good for 30 days (Expires: 10/30/2025)
and are subject to correction of computational errors.

TOTAL NET PRICE	\$9,877.11
SALES TAX (Taxable Amt: \$9,877.11)	\$592.63
DELIVERY CHARGE (Taxable Amt: \$9,877.11)	\$75.00
TOTAL QUOTATION PRICE	\$10,544.73

Please note that this Quote is valid for 30 days or until any price adjustment is received from supplier.

Debit / Credit Card payments incur a 3% fee.

New Proposed Aluminum Clad Side Windows





New Proposed Aluminum Clad Side Windows





New Proposed Aluminum Clad Side Windows



