



PLANNING & DEVELOPMENT DEPARTMENT
2 WOODWARD AVE SUITE 808, DETROIT, MI 48226

HISTORIC DISTRICT COMMISSION

CERTIFICATE OF APPROPRIATENESS

Application Number: HDC2025-00116

Effective Date: 04/15/25

Project Address: 4340 Glendale

Issued to: Mario Dewberry
18701 Grand River Ave.
Detroit, MI 48223

Historic District: Russell Woods-Sullivan

Description of Work:

House

- Replace original wood windows (already removed and replaced without HDC approval with the current vinyl units) and trim with new aluminum-clad wood units and wood trim per the submitted materials.

Garage

- Install a new vinyl slider window at side wall (work complete)
- Remove one window at side wall and enclose opening (window removal complete)

With the Conditions that:

- The windows at the east façade, 1st story, identified as line 25 and line 30 in the window schedule shall be double casement windows with simulated divided lite muntins proportional to the opening, subject to staff approval
- The window infill at the garage side wall shall not be plywood, but an appropriate treatment subject to staff approval

Pursuant to Section 5(10) of the Michigan Local Historic District Act, as amended, being MCL 399.205 (10) and Sections 21-2-57 and 21-2-73 of the 2019 Detroit City Code, and Detroit Historic District Commission ("DHDC") delegation of administrative authority via Resolutions 97-01, 97-02, 98-01, 20-03, 21-04, and/or 21-07, as applicable, the staff of the DHDC has reviewed the above referenced application and hereby issues a Certificate of Appropriateness ("COA") for the description of work, effective date above, as it meets the Secretary of the Interior's Standards for Rehabilitation and the district's Elements of Design

For the Commission:

Daniel Rieden
Senior Clerk to the Historic District Commission

PSR: 250416jr

Post this COA at the subject property until work is complete. It is important to note that approval by the DHDC does not waive the applicant's responsibility to comply with any other applicable ordinances or statutes.





City of Detroit - Planning & Development Department
2 Woodward Avenue, Suite 808
Detroit, Michigan 48226

HISTORIC DISTRICT COMMISSION ADDITIONAL INFORMATION REQUEST

Date: 04/07/2025

Application Number: HDC2025-00116

APPLICANT & PROPERTY INFORMATION

NAME: Mario Dewberry

COMPANY NAME: Prime Investments Equity Group, LLC

ADDRESS: 18701 Grand River Ave.

CITY: Detroit

STATE: MI

ZIP: 48223

PROJECT ADDRESS: 4340 Glendale

HISTORIC DISTRICT: Russell Woods-Sullivan

REQUESTED INFORMATION

We have received your application, but it is not yet complete for review. Please provide additional details based on the comments and questions listed below. Should you need to attach additional files per this request, use the paperclip icons at the end of this form. You may attach up to (5) files per icon up to 25MB:

PLEASE PROVIDE ADDITIONAL INFO RE: THE GARAGE AND NOTE IF YOU WOULD LIKE THE APPLICATION TO INCLUDE THE QUOTE FOR TRUE/FULL WOOD WINDOWS

PSR: 250407jr

APPLICANT RESPONSE

Response Date: 04/07/2025



Hi Jennifer,

The window company did go out and look at the garage. The front facing upper window is original. There is a window opening with a board over it, and there is one vinyl slider window (Please see the attached pictures).

We are asking that we be allowed to keep the garage how it is while we replace all of the windows on the house. Especially since the only window that can be seen from the road is the original window.

I would also let you to remove the nova Window quote and the Lincoln window description from the application that was submitted. Please only keep the McGlisch and Son's Pella window quote to go before the commission.

Mario Dewberry
313-629-6666









HISTORIC DISTRICT COMMISSION APPLICATION FOR WORK APPROVAL

City of Detroit - Planning & Development Department
2 Woodward Avenue, Suite 808
Detroit, Michigan 48226

APPLICATION ID

HDC2025-00116

PROPERTY INFORMATION

ADDRESS(ES): 4340 Glendale

HISTORIC DISTRICT: Russell Woods-Sullivan

SCOPE OF WORK: (Check ALL that apply)

- | | | | | | |
|---|---|--|---|---|--------------------------------|
| <input checked="" type="checkbox"/> Windows/
Doors | <input type="checkbox"/> Walls/
Siding | <input type="checkbox"/> Painting | <input type="checkbox"/> Roof/Gutters/
Chimney | <input type="checkbox"/> Porch/Deck/Balcony | <input type="checkbox"/> Other |
| <input type="checkbox"/> Demolition | <input type="checkbox"/> Signage | <input type="checkbox"/> New
Building | <input type="checkbox"/> Addition | <input type="checkbox"/> Site Improvements
(landscape, trees, fences,
patios, etc.) | |

BRIEF PROJECT DESCRIPTION:

Remove all vinyl windows and replace with wood windows (with aluminum clad exteriors). Each window will have SDL grids that match the original pattern, color and functionality of the historic pictures.

APPLICANT IDENTIFICATION

TYPE OF APPLICANT: Contractor

NAME: Mario Dewberry

COMPANY NAME: Prime Investments Equity Group, LLC

ADDRESS: 18701 Grand River Ave.

CITY: Detroit

STATE: MI

ZIP: 48223

PHONE: +1 (313) 629-6666

EMAIL: mario@piegroupinc.com

I AGREE TO AND AFFIRM THE FOLLOWING:

- ☒ I understand that the failure to upload all required documentation may result in extended review times for my project and/or a denied application.
- ☒ I understand that the review of this application by the Historic District Commission does not waive my responsibility to comply with any other applicable ordinances including obtaining appropriate permits (building, sign, etc.) or other department approvals prior to beginning the work.
- ☒ I hereby certify that the information on this application is true and correct. I certify that the proposed work is authorized by the owner of record and I have been authorized to make this application as the property owner(s) authorized agent.

Signed by:

Mario Dewberry

03/16/2025

SIGNATURE

DATE

18701 Grand River Ave.

Detroit

Questions? Contact us at hdc@detroitmi.gov or (313)224-1762

48223

MI

NOTE: Based on the scope of work, additional documentation may be required. See www.detroitmi.gov/hdc for scope-specific requirements.

PROJECT DETAILS – TELL US ABOUT YOUR PROJECT

Instructions: Add project details using the text box in each section. If your details exceed the space provided, attach the details via the attachment icon for that section.

ePLANS PERMIT NUMBER:

(only applicable if you've already applied for permits through ePLANS)

N/A

GENERAL

1. DESCRIPTION OF EXISTING CONDITION

Please tell us about the current appearance and conditions of the areas you want to change. You may use a few sentences or attach a separate prepared document on the right. (For example, "existing roof on my garage is covered in gray asphalt shingles in poor condition.")

All of the windows on the house are vinyl.



2. PHOTOGRAPHS

Help us understand your project. Please attach photographs of all areas where work is proposed.



3. DESCRIPTION OF PROJECT

In this box, tell us about what you want to do at the areas described above in box #1. (For example, "Install new asphalt shingle roofing at garage.")

We will remove all vinyl windows and replace with wood windows (with aluminum clad exteriors if approved). Each window will have SDL grids that match the original pattern, color and functionality of the historic pictures.



4. DETAILED SCOPE OF WORK

In this box, please describe all steps necessary to complete the work described in box #3. (For example, "remove existing shingles, replace wood deck as necessary, replace wood eaves, install roof vents, replace rotted fascia boards, paint, clean worksite.")


Remove all vinyl windows and replace with wood windows (with aluminum clad exteriors if approved). Each window will have SDL grids that match the original pattern, color and functionality of the historic pictures.



5. BROCHURES/CUT SHEETS

Please provide information on the products or materials you are proposing to install. For example, a brochure on the brand and color of the shingles proposed.

ADDITIONAL DETAILS

<div><div>6. WINDOWS/DOORS</div><div>Detailed photographs of window(s) and/or door(s) proposed for replacement showing the condition of the interior and exterior of the window(s) and/or door(s)</div></div>	<div></div>

Window Worksheet

Front of house



Back of House



East Side of house 1



East side of house 2



West side of house 1



West side of house 2



Customer Quote



Pella Corporation
pella.com

MCGLINCH & SONS CO
29565 Grand River Ave

FARMINGTON HILLS, MI 48336-5621
(248) 987-6300

Distributed by: Pella Windows and Doors


Customer Name	Deliver To Address	Order Information
Primary Phone: (248) 987-6300	4340 Glendale Detroit, MI	Estimated Delivery Date: None Order Number: 189 Quote Number: 19212431 Final Wall Depth: Customer PO:


Outside View	Line #	Qty	Description	Item Price	Ext'd Price
	10	1	Lifestyle, Double Hung, Without HGP, White	\$1,766.63	\$1,766.63

Location: DINING ROOM

1: SizeNon-Standard Size Double Hung, Equal
Unit Type: No Program
General Information: No Package, Without Hinged Glass Panel, Clad, Pine, 5", 3 11/16", No Certification, Jambliner Color: Gray
Exterior Color / Finish: Standard Enduraclad, White
Interior Color / Finish: Bright White Paint Interior
Glass: Insulated Low-E Advanced Low-E Insulating Glass Argon Non High Altitude
Hardware Options: Cam-Action Lock, 1 Lock, White, No Limited Opening Hardware, Order Sash Lift, 1 Lift, No Integrated Sensor
Screen: Full Screen, White, InView™
Performance Information: U-Factor 0.30, SHGC 0.27, VLT 0.50, CPD PEL-N-35-00516-00001, Performance Class LC, PG 40, Calculated Positive DP Rating 40, Calculated Negative DP Rating 40, STC 27, OITC 23, Clear Opening Width 19.812, Clear Opening Height 23.375, Clear Opening Area 3.216011, Egress Does not meet typical United States egress, but may comply with local code requirements
Grille: SDL, No Custom Grille, 7/8", Traditional (2W2H / 2W2H)
Wrapping Information: No Attachment Method, No Exterior Trim, 3 11/16", 5", Factory Applied, Manufacturer Recommended Clearance, Perimeter Length = 153".

For more information regarding the finishing, maintenance, service and warranty of all Pella® products, visit the Pella® website at www.pella.com

Outside View	Line #	Qty	Description	Item Price	Ext'd Price
	15	1	Lifestyle, Double Hung, Without HGP, White	\$1,766.63	\$1,766.63
Location: DINING ROOM					
1: Size Non-Standard Size Double Hung, Equal Unit Type: No Program General Information: No Package, Without Hinged Glass Panel, Clad, Pine, 5", 3 11/16", No Certification, Jambliner Color: Gray Exterior Color / Finish: Standard Enduraclad, White Interior Color / Finish: Bright White Paint Interior Glass: Insulated Low-E Advanced Low-E Insulating Glass Argon Non High Altitude Hardware Options: Cam-Action Lock, 1 Lock, White, No Limited Opening Hardware, Order Sash Lift, 1 Lift, No Integrated Sensor Screen: Full Screen, White, InView™ Performance Information: U-Factor 0.30, SHGC 0.27, VLT 0.50, CPD PEL-N-35-00516-00001, Performance Class LC, PG 40, Calculated Positive DP Rating 40, Calculated Negative DP Rating 40, STC 27, OITC 23, Clear Opening Width 19.812, Clear Opening Height 23.375, Clear Opening Area 3.216011, Egress Does not meet typical United States egress, but may comply with local code requirements Grille: SDL, No Custom Grille, 7/8", Traditional (2W2H / 2W2H) Wrapping Information: No Attachment Method, No Exterior Trim, 3 11/16", 5", Factory Applied, Manufacturer Recommended Clearance, Perimeter Length = 153".					

Outside View	Line #	Qty	Description	Item Price	Ext'd Price
	20	1	Lifestyle, Double Hung, Without HGP, White	\$1,766.63	\$1,766.63
Location: DINING ROOM					
1: Size Non-Standard Size Double Hung, Equal Unit Type: No Program General Information: No Package, Without Hinged Glass Panel, Clad, Pine, 5", 3 11/16", No Certification, Jambliner Color: Gray Exterior Color / Finish: Standard Enduraclad, White Interior Color / Finish: Bright White Paint Interior Glass: Insulated Low-E Advanced Low-E Insulating Glass Argon Non High Altitude Hardware Options: Cam-Action Lock, 1 Lock, White, No Limited Opening Hardware, Order Sash Lift, 1 Lift, No Integrated Sensor Screen: Full Screen, White, InView™ Performance Information: U-Factor 0.30, SHGC 0.27, VLT 0.50, CPD PEL-N-35-00516-00001, Performance Class LC, PG 40, Calculated Positive DP Rating 40, Calculated Negative DP Rating 40, STC 27, OITC 23, Clear Opening Width 19.812, Clear Opening Height 23.375, Clear Opening Area 3.216011, Egress Does not meet typical United States egress, but may comply with local code requirements Grille: SDL, No Custom Grille, 7/8", Traditional (2W2H / 2W2H) Wrapping Information: No Attachment Method, No Exterior Trim, 3 11/16", 5", Factory Applied, Manufacturer Recommended Clearance, Perimeter Length = 153".					

For more information regarding the finishing, maintenance, service and warranty of all Pella® products, visit the Pella® website at www.pella.com

Outside View	Line #	Qty	Description	Item Price	Ext'd Price
	25	1	Lifestyle, 2-Wide Double Hung, Without HGP, White	\$3,927.19	\$3,927.19



Location: KITCHEN

1: SizeNon-Standard Size Double Hung, Equal**Unit Type:** No Program**General Information:** No Package, Without Hinged Glass Panel, Clad, Pine, 5", 3 11/16", No Certification, Jambliner Color: **Gray****Exterior Color / Finish:** Standard Enduraclad, White**Interior Color / Finish:** Bright White Paint Interior**Glass:** Insulated Low-E Advanced Low-E Insulating Glass Argon Non High Altitude**Hardware Options:** Cam-Action Lock, 2 Locks, White, No Limited Opening Hardware, Order Sash Lift, 2 Lifts, No Integrated Sensor**Screen:** Full Screen, White, InView™**Performance Information:** U-Factor 0.30, SHGC 0.27, VLT 0.50, CPD PEL-N-35-00516-00001, Performance Class LC, PG 30, Calculated Positive DP Rating 30, Calculated Negative DP Rating 30, STC 27, OITC 23, Clear Opening Width 35.062, Clear Opening Height 14.25, Clear Opening Area 3.469677, Egress Does not meet typical United States egress, but may comply with local code requirements**Grille:** SDL, No Custom Grille, 7/8", Traditional (2W2H / 2W2H)**2: SizeNon-Standard Size Double Hung, Equal****Unit Type:** No Program**General Information:** No Package, Without Hinged Glass Panel, Clad, Pine, 5", 3 11/16", No**Certification, Jambliner Color:** Gray**Exterior Color / Finish:** Standard Enduraclad, White**Interior Color / Finish:** Bright White Paint Interior**Glass:** Insulated Low-E Advanced Low-E Insulating Glass Argon Non High Altitude**Hardware Options:** Cam-Action Lock, 2 Locks, White, No Limited Opening Hardware, Order Sash Lift, 2 Lifts, No Integrated Sensor**Screen:** Full Screen, White, InView™**Performance Information:** U-Factor 0.30, SHGC 0.27, VLT 0.50, CPD PEL-N-35-00516-00001, Performance Class LC, PG 30, Calculated Positive DP Rating 30, Calculated Negative DP Rating 30, STC 27, OITC 23, Clear Opening Width 35.062, Clear Opening Height 14.25, Clear Opening Area 3.469677, Egress Does not meet typical United States egress, but may comply with local code requirements**Grille:** SDL, No Custom Grille, 7/8", Traditional (2W2H / 2W2H)**Vertical Mull 1:** FactoryMull, Standard Joining Mullion, Mull Design Pressure- 20, Overall Thru Direction- Vertical**Wrapping Information:** No Attachment Method, No Head Drip Cap, No Exterior Trim, 3 11/16", 5", Factory Applied, Manufacturer Recommended Clearance, Perimeter Length = 223".

Outside View	Line #	Qty	Description	Item Price	Ext'd Price
	30	1	Lifestyle, 2-Wide Double Hung, Without HGP, White	\$3,927.19	\$3,927.19



Location: KITCHEN

1: SizeNon-Standard Size Double Hung, Equal**Unit Type:** No Program**General Information:** No Package, Without Hinged Glass Panel, Clad, Pine, 5", 3 11/16", No Certification, Jambliner Color: **Gray**Exterior Color / Finish: **Standard Enduraclad, White**Interior Color / Finish: **Bright White Paint Interior**Glass: **Insulated Low-E Advanced Low-E Insulating Glass Argon Non High Altitude**Hardware Options: **Cam-Action Lock, 2 Locks, White, No Limited Opening Hardware, Order Sash Lift, 2 Lifts, No Integrated Sensor**Screen: **Full Screen, White, InView™**Performance Information: **U-Factor 0.30, SHGC 0.27, VLT 0.50, CPD PEL-N-35-00516-00001,****Performance Class LC, PG 30, Calculated Positive DP Rating 30, Calculated Negative DP Rating 30, STC 27, OITC 23, Egress Does not meet typical United States egress, but may comply with local code requirements**Grille: **SDL, No Custom Grille, 7/8", Traditional (2W2H / 2W2H)****2: SizeNon-Standard Size Double Hung, Equal****Unit Type:** No Program**General Information:** No Package, Without Hinged Glass Panel, Clad, Pine, 5", 3 11/16", No**Certification, Jambliner Color:** GrayExterior Color / Finish: **Standard Enduraclad, White**Interior Color / Finish: **Bright White Paint Interior**Glass: **Insulated Low-E Advanced Low-E Insulating Glass Argon Non High Altitude**Hardware Options: **Cam-Action Lock, 2 Locks, White, No Limited Opening Hardware, Order Sash Lift, 2 Lifts, No Integrated Sensor**Screen: **Full Screen, White, InView™**Performance Information: **U-Factor 0.30, SHGC 0.27, VLT 0.50, CPD PEL-N-35-00516-00001,****Performance Class LC, PG 30, Calculated Positive DP Rating 30, Calculated Negative DP Rating 30, STC 27, OITC 23, Egress Does not meet typical United States egress, but may comply with local code requirements**Grille: **SDL, No Custom Grille, 7/8", Traditional (2W2H / 2W2H)****Vertical Mull 1:** FactoryMull, Standard Joining Mullion, Mull Design Pressure- 20, Overall Thru Direction- Vertical**Wrapping Information:** No Attachment Method, No Head Drip Cap, No Exterior Trim, 3 11/16", 5", Factory Applied, Manufacturer Recommended Clearance, Perimeter Length = 223".


Outside View	Line #	Qty	Description	Item Price	Ext'd Price
	35	1	Lifestyle, Double Hung, Without HGP, White	\$1,766.63	\$1,766.63



Location: BEDROOM 1 BACK


1: SizeNon-Standard Size Double Hung, Equal**Unit Type:** No Program**General Information:** No Package, Without Hinged Glass Panel, Clad, Pine, 5", 3 11/16", No Certification, Jambliner Color: **Gray**Exterior Color / Finish: **Standard Enduraclad, White**Interior Color / Finish: **Bright White Paint Interior**Glass: **Insulated Low-E Advanced Low-E Insulating Glass Argon Non High Altitude**Hardware Options: **Cam-Action Lock, 1 Lock, White, No Limited Opening Hardware, Order Sash Lift, 1 Lift, No Integrated Sensor**Screen: **Full Screen, White, InView™**Performance Information: **U-Factor 0.30, SHGC 0.27, VLT 0.50, CPD PEL-N-35-00516-00001,****Performance Class LC, PG 40, Calculated Positive DP Rating 40, Calculated Negative DP Rating 40, STC 27, OITC 23, Clear Opening Width 19.812, Clear Opening Height 23.375, Clear Opening Area 3.216011, Egress Does not meet typical United States egress, but may comply with local code requirements**Grille: **SDL, No Custom Grille, 7/8", Traditional (2W2H / 2W2H)****Wrapping Information:** No Attachment Method, No Exterior Trim, 3 11/16", 5", Factory Applied, Manufacturer Recommended Clearance, Perimeter Length = 153".

For more information regarding the finishing, maintenance, service and warranty of all Pella® products, visit the Pella® website at www.pella.com

Outside View	Line #	Qty	Description	Item Price	Ext'd Price
	40	1	Lifestyle, Double Hung, Without HGP, White	\$1,766.63	\$1,766.63

Location: BEDROOM 1 BACK


1: SizeNon-Standard Size Double Hung, Equal**Unit Type:** No Program**General Information:** No Package, Without Hinged Glass Panel, Clad, Pine, 5", 3 11/16", No Certification, Jambliner Color: **Gray**Exterior Color / Finish: **Standard Enduraclad, White**Interior Color / Finish: **Bright White Paint Interior**Glass: **Insulated Low-E Advanced Low-E Insulating Glass Argon Non High Altitude**Hardware Options: **Cam-Action Lock, 1 Lock, White, No Limited Opening Hardware, Order Sash Lift, 1 Lift, No Integrated Sensor**Screen: **Full Screen, White, InView™**Performance Information: **U-Factor 0.30, SHGC 0.27, VLT 0.50, CPD PEL-N-35-00516-00001, Performance Class LC, PG 40, Calculated Positive DP Rating 40, Calculated Negative DP Rating 40, STC 27, OITC 23, Clear Opening Width 19.812, Clear Opening Height 23.375, Clear Opening Area 3.216011, Egress Does not meet typical United States egress, but may comply with local code requirements**Grille: **SDL, No Custom Grille, 7/8", Traditional (2W2H / 2W2H)**Wrapping Information: **No Attachment Method, No Exterior Trim, 3 11/16", 5", Factory Applied, Manufacturer Recommended Clearance, Perimeter Length = 153".**


Outside View	Line #	Qty	Description	Item Price	Ext'd Price
	41	1	Lifestyle, Double Hung, Without HGP, White	\$1,766.63	\$1,766.63

Location: BEDROOM 1 BACK


1: SizeNon-Standard Size Double Hung, Equal**Unit Type:** No Program**General Information:** No Package, Without Hinged Glass Panel, Clad, Pine, 5", 3 11/16", No Certification, Jambliner Color: **Gray**Exterior Color / Finish: **Standard Enduraclad, White**Interior Color / Finish: **Bright White Paint Interior**Glass: **Insulated Low-E Advanced Low-E Insulating Glass Argon Non High Altitude**Hardware Options: **Cam-Action Lock, 1 Lock, White, No Limited Opening Hardware, Order Sash Lift, 1 Lift, No Integrated Sensor**Screen: **Full Screen, White, InView™**Performance Information: **U-Factor 0.30, SHGC 0.27, VLT 0.50, CPD PEL-N-35-00516-00001, Performance Class LC, PG 40, Calculated Positive DP Rating 40, Calculated Negative DP Rating 40, STC 27, OITC 23, Clear Opening Width 19.812, Clear Opening Height 23.375, Clear Opening Area 3.216011, Egress Does not meet typical United States egress, but may comply with local code requirements**Grille: **SDL, No Custom Grille, 7/8", Traditional (2W2H / 2W2H)**Wrapping Information: **No Attachment Method, No Exterior Trim, 3 11/16", 5", Factory Applied, Manufacturer Recommended Clearance, Perimeter Length = 153".**


For more information regarding the finishing, maintenance, service and warranty of all Pella® products, visit the Pella® website at www.pella.com

Outside View	Line #	Qty	Description	Item Price	Ext'd Price
	45	1	Lifestyle, Double Hung, Without HGP, White	\$1,944.74	\$1,944.74
Location: BATHROOM 1: SizeNon-Standard Size Double Hung, Equal Unit Type: No Program General Information: No Package, Without Hinged Glass Panel, Clad, Pine, 5", 3 11/16", No Certification, Jambliner Color: Gray Exterior Color / Finish: Standard Enduraclad, White Interior Color / Finish: Bright White Paint Interior Glass: Insulated Tempered Low-E Advanced Low-E Insulating Glass Argon Non High Altitude Hardware Options: Cam-Action Lock, 1 Lock, White, No Limited Opening Hardware, Order Sash Lift, 1 Lift, No Integrated Sensor Screen: Full Screen, White, InView™ Performance Information: U-Factor 0.30, SHGC 0.27, VLT 0.50, CPD PEL-N-35-00519-00001, Performance Class LC, PG 50, Calculated Positive DP Rating 50, Calculated Negative DP Rating 50, STC 27, OITC 23, Clear Opening Width 23.062, Clear Opening Height 14.875, Clear Opening Area 2.382272, Egress Does not meet typical United States egress, but may comply with local code requirements Grille: SDL, No Custom Grille, 7/8", Traditional (2W2H / 2W2H) Wrapping Information: No Attachment Method, No Exterior Trim, 3 11/16", 5", Factory Applied, Manufacturer Recommended Clearance, Perimeter Length = 125".					


Outside View	Line #	Qty	Description	Item Price	Ext'd Price
	50	1	Lifestyle, Double Hung, Without HGP, White	\$1,766.63	\$1,766.63
Location: BEDROOM 2 BACK 1: SizeNon-Standard Size Double Hung, Equal Unit Type: No Program General Information: No Package, Without Hinged Glass Panel, Clad, Pine, 5", 3 11/16", No Certification, Jambliner Color: Gray Exterior Color / Finish: Standard Enduraclad, White Interior Color / Finish: Bright White Paint Interior Glass: Insulated Low-E Advanced Low-E Insulating Glass Argon Non High Altitude Hardware Options: Cam-Action Lock, 1 Lock, White, No Limited Opening Hardware, Order Sash Lift, 1 Lift, No Integrated Sensor Screen: Full Screen, White, InView™ Performance Information: U-Factor 0.30, SHGC 0.27, VLT 0.50, CPD PEL-N-35-00516-00001, Performance Class LC, PG 40, Calculated Positive DP Rating 40, Calculated Negative DP Rating 40, STC 27, OITC 23, Clear Opening Width 19.812, Clear Opening Height 23.375, Clear Opening Area 3.216011, Egress Does not meet typical United States egress, but may comply with local code requirements Grille: SDL, No Custom Grille, 7/8", Traditional (2W2H / 2W2H) Wrapping Information: No Attachment Method, No Exterior Trim, 3 11/16", 5", Factory Applied, Manufacturer Recommended Clearance, Perimeter Length = 153".					


For more information regarding the finishing, maintenance, service and warranty of all Pella® products, visit the Pella® website at www.pella.com

Outside View	Line #	Qty	Description	Item Price	Ext'd Price
	55	1	Lifestyle, Double Hung, Without HGP, White	\$1,766.63	\$1,766.63
Location: BEDROOM 2 BACK					
1: SizeNon-Standard Size Double Hung, Equal Unit Type: No Program General Information: No Package, Without Hinged Glass Panel, Clad, Pine, 5", 3 11/16", No Certification, Jambliner Color: Gray Exterior Color / Finish: Standard Enduraclad, White Interior Color / Finish: Bright White Paint Interior Glass: Insulated Low-E Advanced Low-E Insulating Glass Argon Non High Altitude Hardware Options: Cam-Action Lock, 1 Lock, White, No Limited Opening Hardware, Order Sash Lift, 1 Lift, No Integrated Sensor Screen: Full Screen, White, InView™ Performance Information: U-Factor 0.30, SHGC 0.27, VLT 0.50, CPD PEL-N-35-00516-00001, Performance Class LC, PG 40, Calculated Positive DP Rating 40, Calculated Negative DP Rating 40, STC 27, OITC 23, Clear Opening Width 19.812, Clear Opening Height 23.375, Clear Opening Area 3.216011, Egress Does not meet typical United States egress, but may comply with local code requirements Grille: SDL, No Custom Grille, 7/8", Traditional (2W2H / 2W2H) Wrapping Information: No Attachment Method, No Exterior Trim, 3 11/16", 5", Factory Applied, Manufacturer Recommended Clearance, Perimeter Length = 153".					


Outside View	Line #	Qty	Description	Item Price	Ext'd Price
	60	1	Lifestyle, Double Hung, Without HGP, White	\$1,766.63	\$1,766.63
Location: BEDROOM 2 BACK					
1: SizeNon-Standard Size Double Hung, Equal Unit Type: No Program General Information: No Package, Without Hinged Glass Panel, Clad, Pine, 5", 3 11/16", No Certification, Jambliner Color: Gray Exterior Color / Finish: Standard Enduraclad, White Interior Color / Finish: Bright White Paint Interior Glass: Insulated Low-E Advanced Low-E Insulating Glass Argon Non High Altitude Hardware Options: Cam-Action Lock, 1 Lock, White, No Limited Opening Hardware, Order Sash Lift, 1 Lift, No Integrated Sensor Screen: Full Screen, White, InView™ Performance Information: U-Factor 0.30, SHGC 0.27, VLT 0.50, CPD PEL-N-35-00516-00001, Performance Class LC, PG 40, Calculated Positive DP Rating 40, Calculated Negative DP Rating 40, STC 27, OITC 23, Clear Opening Width 19.812, Clear Opening Height 23.375, Clear Opening Area 3.216011, Egress Does not meet typical United States egress, but may comply with local code requirements Grille: SDL, No Custom Grille, 7/8", Traditional (2W2H / 2W2H) Wrapping Information: No Attachment Method, No Exterior Trim, 3 11/16", 5", Factory Applied, Manufacturer Recommended Clearance, Perimeter Length = 153".					


For more information regarding the finishing, maintenance, service and warranty of all Pella® products, visit the Pella® website at www.pella.com

Outside View	Line #	Qty	Description	Item Price	Ext'd Price
	65	1	Lifestyle, Double Hung, Without HGP, White	\$1,897.18	\$1,897.18
Location: STAIRWAY					
1: SizeNon-Standard Size Double Hung, Equal Unit Type: No Program General Information: No Package, Without Hinged Glass Panel, Clad, Pine, 5", 3 11/16", No Certification, Jambliner Color: Gray Exterior Color / Finish: Standard Enduraclad, White Interior Color / Finish: Bright White Paint Interior Glass: Insulated Tempered Low-E Advanced Low-E Insulating Glass Argon Non High Altitude Hardware Options: Cam-Action Lock, 1 Lock, White, No Limited Opening Hardware, Order Sash Lift, 1 Lift, No Integrated Sensor Screen: Full Screen, White, InView™ Performance Information: U-Factor 0.30, SHGC 0.27, VLT 0.50, CPD PEL-N-35-00519-00001, Performance Class LC, PG 50, Calculated Positive DP Rating 50, Calculated Negative DP Rating 50, STC 27, OITC 23, Clear Opening Width 19.812, Clear Opening Height 20.375, Clear Opening Area 2.803261, Egress Does not meet typical United States egress, but may comply with local code requirements Grille: SDL, No Custom Grille, 7/8", Traditional (2W2H / 2W2H) Wrapping Information: No Attachment Method, No Exterior Trim, 3 11/16", 5", Factory Applied, Manufacturer Recommended Clearance, Perimeter Length = 141".					


Outside View	Line #	Qty	Description	Item Price	Ext'd Price
	70	1	Lifestyle, Double Hung, Without HGP, White	\$1,691.72	\$1,691.72
Location: UPSTAIRS BEDROOM					
1: SizeNon-Standard Size Double Hung, Equal Unit Type: No Program General Information: No Package, Without Hinged Glass Panel, Clad, Pine, 5", 3 11/16", No Certification, Jambliner Color: Gray Exterior Color / Finish: Standard Enduraclad, White Interior Color / Finish: Bright White Paint Interior Glass: Insulated Low-E Advanced Low-E Insulating Glass Argon Non High Altitude Hardware Options: Cam-Action Lock, 1 Lock, White, No Limited Opening Hardware, Order Sash Lift, 1 Lift, No Integrated Sensor Screen: Full Screen, White, InView™ Performance Information: U-Factor 0.30, SHGC 0.27, VLT 0.50, CPD PEL-N-35-00516-00001, Performance Class LC, PG 50, Calculated Positive DP Rating 50, Calculated Negative DP Rating 50, STC 27, OITC 23, Clear Opening Width 25.062, Clear Opening Height 15.375, Clear Opening Area 2.675891, Egress Does not meet typical United States egress, but may comply with local code requirements Grille: SDL, No Custom Grille, 7/8", Traditional (2W2H / 2W2H) Wrapping Information: No Attachment Method, No Exterior Trim, 3 11/16", 5", Factory Applied, Manufacturer Recommended Clearance, Perimeter Length = 131".					


For more information regarding the finishing, maintenance, service and warranty of all Pella® products, visit the Pella® website at www.pella.com

Outside View	Line #	Qty	Description	Item Price	Ext'd Price
	75	1	Lifestyle, 2-Wide Double Hung, Without HGP, White	\$4,055.03	\$4,055.03
Location: UPSTAIRS BATHROOM					
1: Size Non-Standard Size Double Hung, Equal Unit Type: No Program General Information: No Package, Without Hinged Glass Panel, Clad, Pine, 5", 3 11/16", No Certification, Jambliner Color: Gray Exterior Color / Finish: Standard Enduraclad, White Interior Color / Finish: Bright White Paint Interior Glass: Insulated Tempered Low-E Advanced Low-E Insulating Glass Argon Non High Altitude Hardware Options: Cam-Action Lock, 1 Lock, White, No Limited Opening Hardware, Order Sash Lift, 1 Lift, No Integrated Sensor Screen: Full Screen, White, InView™ Performance Information: U-Factor 0.30, SHGC 0.27, VLT 0.50, CPD PEL-N-35-00519-00001, Performance Class LC, PG 50, Calculated Positive DP Rating 50, Calculated Negative DP Rating 50, STC 27, OITC 23, Clear Opening Width 23.562, Clear Opening Height 19.875, Clear Opening Area 3.252047, Egress Does not meet typical United States egress, but may comply with local code requirements Grille: SDL, No Custom Grille, 7/8", Traditional (2W2H / 2W2H) 2: Size Non-Standard Size Double Hung, Equal Unit Type: No Program General Information: No Package, Without Hinged Glass Panel, Clad, Pine, 5", 3 11/16", No Certification, Jambliner Color: Gray Exterior Color / Finish: Standard Enduraclad, White Interior Color / Finish: Bright White Paint Interior Glass: Insulated Tempered Low-E Advanced Low-E Insulating Glass Argon Non High Altitude Hardware Options: Cam-Action Lock, 1 Lock, White, No Limited Opening Hardware, Order Sash Lift, 1 Lift, No Integrated Sensor Screen: Full Screen, White, InView™ Performance Information: U-Factor 0.30, SHGC 0.27, VLT 0.50, CPD PEL-N-35-00519-00001, Performance Class LC, PG 50, Calculated Positive DP Rating 50, Calculated Negative DP Rating 50, STC 27, OITC 23, Clear Opening Width 23.562, Clear Opening Height 19.875, Clear Opening Area 3.252047, Egress Does not meet typical United States egress, but may comply with local code requirements Grille: SDL, No Custom Grille, 7/8", Traditional (2W2H / 2W2H) Vertical Mull 1: FactoryMull, Standard Joining Mullion, Mull Design Pressure- 20, Overall Thru Direction- Vertical Wrapping Information: No Attachment Method, No Head Drip Cap, No Exterior Trim, 3 11/16", 5", Factory Applied, Manufacturer Recommended Clearance, Perimeter Length = 200".					


Outside View	Line #	Qty	Description	Item Price	Ext'd Price
	80	1	Lifestyle, Double Hung, Without HGP, White	\$1,837.25	\$1,837.25
Location: UPSTAIRS BATHROOM					
1: Size Non-Standard Size Double Hung, Equal Unit Type: No Program General Information: No Package, Without Hinged Glass Panel, Clad, Pine, 5", 3 11/16", No Certification, Jambliner Color: Gray Exterior Color / Finish: Standard Enduraclad, White Interior Color / Finish: Bright White Paint Interior Glass: Insulated Tempered Low-E Advanced Low-E Insulating Glass Argon Non High Altitude Hardware Options: Cam-Action Lock, 1 Lock, White, No Limited Opening Hardware, Order Sash Lift, 1 Lift, No Integrated Sensor Screen: Full Screen, White, InView™ Performance Information: U-Factor 0.30, SHGC 0.27, VLT 0.50, CPD PEL-N-35-00519-00001, Performance Class LC, PG 50, Calculated Positive DP Rating 50, Calculated Negative DP Rating 50, STC 27, OITC 23, Clear Opening Width 23.062, Clear Opening Height 14.625, Clear Opening Area 2.342234, Egress Does not meet typical United States egress, but may comply with local code requirements Grille: SDL, No Custom Grille, 7/8", Traditional (2W2H / 2W2H) Wrapping Information: No Attachment Method, No Exterior Trim, 3 11/16", 5", Factory Applied, Manufacturer Recommended Clearance, Perimeter Length = 124".					


For more information regarding the finishing, maintenance, service and warranty of all Pella® products, visit the Pella® website at www.pella.com

Outside View	Line #	Qty	Description	Item Price	Ext'd Price
	85	1	Lifestyle, 2-Wide Double Hung, Without HGP, White	\$3,748.98	\$3,748.98
Location: UPSTAIRS BEDROOM 2					
1: Size Non-Standard Size Double Hung, Equal Unit Type: No Program General Information: No Package, Without Hinged Glass Panel, Clad, Pine, 5", 3 11/16", No Certification, Jambliner Color: Gray Exterior Color / Finish: Standard Enduraclad, White Interior Color / Finish: Bright White Paint Interior Glass: Insulated Low-E Advanced Low-E Insulating Glass Argon Non High Altitude Hardware Options: Cam-Action Lock, 1 Lock, White, No Limited Opening Hardware, Order Sash Lift, 1 Lift, No Integrated Sensor Screen: Full Screen, White, InView™ Performance Information: U-Factor 0.30, SHGC 0.27, VLT 0.50, CPD PEL-N-35-00516-00001, Performance Class LC, PG 50, Calculated Positive DP Rating 50, Calculated Negative DP Rating 50, STC 27, OITC 23, Clear Opening Width 23.562, Clear Opening Height 21.75, Clear Opening Area 3.558844, Egress Does not meet typical United States egress, but may comply with local code requirements Grille: SDL, No Custom Grille, 7/8", Traditional (2W2H / 2W2H) 2: Size Non-Standard Size Double Hung, Equal Unit Type: No Program General Information: No Package, Without Hinged Glass Panel, Clad, Pine, 5", 3 11/16", No Certification, Jambliner Color: Gray Exterior Color / Finish: Standard Enduraclad, White Interior Color / Finish: Bright White Paint Interior Glass: Insulated Low-E Advanced Low-E Insulating Glass Argon Non High Altitude Hardware Options: Cam-Action Lock, 1 Lock, White, No Limited Opening Hardware, Order Sash Lift, 1 Lift, No Integrated Sensor Screen: Full Screen, White, InView™ Performance Information: U-Factor 0.30, SHGC 0.27, VLT 0.50, CPD PEL-N-35-00516-00001, Performance Class LC, PG 50, Calculated Positive DP Rating 50, Calculated Negative DP Rating 50, STC 27, OITC 23, Clear Opening Width 23.562, Clear Opening Height 21.75, Clear Opening Area 3.558844, Egress Does not meet typical United States egress, but may comply with local code requirements Grille: SDL, No Custom Grille, 7/8", Traditional (2W2H / 2W2H) Vertical Mull 1: FactoryMull, Standard Joining Mullion, Mull Design Pressure- 20, Overall Thru Direction- Vertical Wrapping Information: No Attachment Method, No Head Drip Cap, No Exterior Trim, 3 11/16", 5", Factory Applied, Manufacturer Recommended Clearance, Perimeter Length = 207".					


Outside View	Line #	Qty	Description	Item Price	Ext'd Price
	90	1	Lifestyle, Double Hung, Without HGP, White	\$1,766.63	\$1,766.63
Location: OFFICE					
1: Size Non-Standard Size Double Hung, Equal Unit Type: No Program General Information: No Package, Without Hinged Glass Panel, Clad, Pine, 5", 3 11/16", No Certification, Jambliner Color: Gray Exterior Color / Finish: Standard Enduraclad, White Interior Color / Finish: Bright White Paint Interior Glass: Insulated Low-E Advanced Low-E Insulating Glass Argon Non High Altitude Hardware Options: Cam-Action Lock, 1 Lock, White, No Limited Opening Hardware, Order Sash Lift, 1 Lift, No Integrated Sensor Screen: Full Screen, White, InView™ Performance Information: U-Factor 0.30, SHGC 0.27, VLT 0.50, CPD PEL-N-35-00516-00001, Performance Class LC, PG 40, Calculated Positive DP Rating 40, Calculated Negative DP Rating 40, STC 27, OITC 23, Clear Opening Width 19.812, Clear Opening Height 23.375, Clear Opening Area 3.216011, Egress Does not meet typical United States egress, but may comply with local code requirements Grille: SDL, No Custom Grille, 7/8", Traditional (2W2H / 2W2H) Wrapping Information: No Attachment Method, No Exterior Trim, 3 11/16", 5", Factory Applied, Manufacturer Recommended Clearance, Perimeter Length = 153".					

For more information regarding the finishing, maintenance, service and warranty of all Pella® products, visit the Pella® website at www.pella.com

Outside View	Line #	Qty	Description	Item Price	Ext'd Price
	95	1	Lifestyle, Double Hung, Without HGP, White	\$1,766.63	\$1,766.63
Location: OFFICE					
1: SizeNon-Standard Size Double Hung, Equal Unit Type: No Program General Information: No Package, Without Hinged Glass Panel, Clad, Pine, 5", 3 11/16", No Certification, Jambliner Color: Gray Exterior Color / Finish: Standard Enduraclad, White Interior Color / Finish: Bright White Paint Interior Glass: Insulated Low-E Advanced Low-E Insulating Glass Argon Non High Altitude Hardware Options: Cam-Action Lock, 1 Lock, White, No Limited Opening Hardware, Order Sash Lift, 1 Lift, No Integrated Sensor Screen: Full Screen, White, InView™ Performance Information: U-Factor 0.30, SHGC 0.27, VLT 0.50, CPD PEL-N-35-00516-00001, Performance Class LC, PG 40, Calculated Positive DP Rating 40, Calculated Negative DP Rating 40, STC 27, OITC 23, Clear Opening Width 19.812, Clear Opening Height 23.375, Clear Opening Area 3.216011, Egress Does not meet typical United States egress, but may comply with local code requirements Grille: SDL, No Custom Grille, 7/8", Traditional (2W2H / 2W2H) Wrapping Information: No Attachment Method, No Exterior Trim, 3 11/16", 5", Factory Applied, Manufacturer Recommended Clearance, Perimeter Length = 153".					


Outside View	Line #	Qty	Description	Item Price	Ext'd Price
	100	1	Lifestyle, Double Hung, Without HGP, White	\$1,766.63	\$1,766.63
Location: OFFICE					
1: SizeNon-Standard Size Double Hung, Equal Unit Type: No Program General Information: No Package, Without Hinged Glass Panel, Clad, Pine, 5", 3 11/16", No Certification, Jambliner Color: Gray Exterior Color / Finish: Standard Enduraclad, White Interior Color / Finish: Bright White Paint Interior Glass: Insulated Low-E Advanced Low-E Insulating Glass Argon Non High Altitude Hardware Options: Cam-Action Lock, 1 Lock, White, No Limited Opening Hardware, Order Sash Lift, 1 Lift, No Integrated Sensor Screen: Full Screen, White, InView™ Performance Information: U-Factor 0.30, SHGC 0.27, VLT 0.50, CPD PEL-N-35-00516-00001, Performance Class LC, PG 40, Calculated Positive DP Rating 40, Calculated Negative DP Rating 40, STC 27, OITC 23, Clear Opening Width 19.812, Clear Opening Height 23.375, Clear Opening Area 3.216011, Egress Does not meet typical United States egress, but may comply with local code requirements Grille: SDL, No Custom Grille, 7/8", Traditional (2W2H / 2W2H) Wrapping Information: No Attachment Method, No Exterior Trim, 3 11/16", 5", Factory Applied, Manufacturer Recommended Clearance, Perimeter Length = 153".					


For more information regarding the finishing, maintenance, service and warranty of all Pella® products, visit the Pella® website at www.pella.com

Outside View	Line #	Qty	Description	Item Price	Ext'd Price
	105	1	Lifestyle, 2-Wide Double Hung, Without HGP, White	\$3,648.98	\$3,648.98

Location: OFFICE FRONT

1: SizeNon-Standard Size Double Hung, Equal**Unit Type:** No Program**General Information:** No Package, Without Hinged Glass Panel, Clad, Pine, 5", 3 11/16", No Certification, Jambliner Color: **Gray****Exterior Color / Finish:** Standard Enduraclad, White**Interior Color / Finish:** Bright White Paint Interior**Glass:** Insulated Low-E Advanced Low-E Insulating Glass Argon Non High Altitude**Hardware Options:** Cam-Action Lock, 1 Lock, White, No Limited Opening Hardware, Order Sash Lift, 1 Lift, No Integrated Sensor**Screen:** Full Screen, White, InView™**Performance Information:** U-Factor 0.30, SHGC 0.27, VLT 0.50, CPD PEL-N-35-00516-00001,**Performance Class LC, PG 40, Calculated Positive DP Rating 40, Calculated Negative DP Rating 40, STC 27, OITC 23, Egress Does not meet typical United States egress, but may comply with local code requirements****Grille:** SDL, No Custom Grille, 7/8", Traditional (2W2H / 2W2H)**2: SizeNon-Standard Size Double Hung, Equal****Unit Type:** No Program**General Information:** No Package, Without Hinged Glass Panel, Clad, Pine, 5", 3 11/16", No**Certification, Jambliner Color:** Gray**Exterior Color / Finish:** Standard Enduraclad, White**Interior Color / Finish:** Bright White Paint Interior**Glass:** Insulated Low-E Advanced Low-E Insulating Glass Argon Non High Altitude**Hardware Options:** Cam-Action Lock, 1 Lock, White, No Limited Opening Hardware, Order Sash Lift, 1 Lift, No Integrated Sensor**Screen:** Full Screen, White, InView™**Performance Information:** U-Factor 0.30, SHGC 0.27, VLT 0.50, CPD PEL-N-35-00516-00001,**Performance Class LC, PG 40, Calculated Positive DP Rating 40, Calculated Negative DP Rating 40, STC 27, OITC 23, Egress Does not meet typical United States egress, but may comply with local code requirements****Grille:** SDL, No Custom Grille, 7/8", Traditional (2W2H / 2W2H)**Vertical Mull 1:** FactoryMull, Standard Joining Mullion, Mull Design Pressure- 20, Overall Thru Direction- Vertical**Wrapping Information:** No Attachment Method, No Head Drip Cap, No Exterior Trim, 3 11/16", 5", Factory Applied, Manufacturer Recommended Clearance, Perimeter Length = 199".

Outside View	Line #	Qty	Description	Item Price	Ext'd Price
	110	1	Lifestyle, 2-Wide Double Hung, Without HGP, White	\$3,693.93	\$3,693.93
Location: LIVING ROOM FRONT					
1: SizeNon-Standard Size Double Hung, Equal Unit Type: No Program General Information: No Package, Without Hinged Glass Panel, Clad, Pine, 5", 3 11/16", No Certification, Jambliner Color: Gray Exterior Color / Finish: Standard Enduraclad, White Interior Color / Finish: Bright White Paint Interior Glass: Insulated Low-E Advanced Low-E Insulating Glass Argon Non High Altitude Hardware Options: Cam-Action Lock, 1 Lock, White, No Limited Opening Hardware, Order Sash Lift, 1 Lift, No Integrated Sensor Screen: Full Screen, White, InView™ Performance Information: U-Factor 0.30, SHGC 0.27, VLT 0.50, CPD PEL-N-35-00516-00001, Performance Class LC, PG 40, Calculated Positive DP Rating 40, Calculated Negative DP Rating 40, STC 27, OITC 23, Egress Does not meet typical United States egress, but may comply with local code requirements Grille: SDL, No Custom Grille, 7/8", Traditional (2W2H / 2W2H)					
2: SizeNon-Standard Size Double Hung, Equal Unit Type: No Program General Information: No Package, Without Hinged Glass Panel, Clad, Pine, 5", 3 11/16", No Certification, Jambliner Color: Gray Exterior Color / Finish: Standard Enduraclad, White Interior Color / Finish: Bright White Paint Interior Glass: Insulated Low-E Advanced Low-E Insulating Glass Argon Non High Altitude Hardware Options: Cam-Action Lock, 1 Lock, White, No Limited Opening Hardware, Order Sash Lift, 1 Lift, No Integrated Sensor Screen: Full Screen, White, InView™ Performance Information: U-Factor 0.30, SHGC 0.27, VLT 0.50, CPD PEL-N-35-00516-00001, Performance Class LC, PG 40, Calculated Positive DP Rating 40, Calculated Negative DP Rating 40, STC 27, OITC 23, Egress Does not meet typical United States egress, but may comply with local code requirements Grille: SDL, No Custom Grille, 7/8", Traditional (2W2H / 2W2H) Vertical Mull 1: FactoryMull, Standard Joining Mullion, Mull Design Pressure- 20, Overall Thru Direction- Vertical Wrapping Information: No Attachment Method, No Head Drip Cap, No Exterior Trim, 3 11/16", 5", Factory Applied, Manufacturer Recommended Clearance, Perimeter Length = 208".					

Outside View	Line #	Qty	Description	Item Price	Ext'd Price
	115	1	Lifestyle, Double Hung, Without HGP, White	\$1,766.63	\$1,766.63
Location: LIVING ROOM SIDE					
1: SizeNon-Standard Size Double Hung, Equal Unit Type: No Program General Information: No Package, Without Hinged Glass Panel, Clad, Pine, 5", 3 11/16", No Certification, Jambliner Color: Gray Exterior Color / Finish: Standard Enduraclad, White Interior Color / Finish: Bright White Paint Interior Glass: Insulated Low-E Advanced Low-E Insulating Glass Argon Non High Altitude Hardware Options: Cam-Action Lock, 1 Lock, White, No Limited Opening Hardware, Order Sash Lift, 1 Lift, No Integrated Sensor Screen: Full Screen, White, InView™ Performance Information: U-Factor 0.30, SHGC 0.27, VLT 0.50, CPD PEL-N-35-00516-00001, Performance Class LC, PG 40, Calculated Positive DP Rating 40, Calculated Negative DP Rating 40, STC 27, OITC 23, Clear Opening Width 19.812, Clear Opening Height 23.375, Clear Opening Area 3.216011, Egress Does not meet typical United States egress, but may comply with local code requirements Grille: SDL, No Custom Grille, 7/8", Traditional (2W2H / 2W2H) Wrapping Information: No Attachment Method, No Exterior Trim, 3 11/16", 5", Factory Applied, Manufacturer Recommended Clearance, Perimeter Length = 153".					

For more information regarding the finishing, maintenance, service and warranty of all Pella® products, visit the Pella® website at www.pella.com

Outside View	Line #	Qty	Description	Item Price	Ext'd Price
	120	1	Lifestyle, Double Hung, Without HGP, White	\$1,766.63	\$1,766.63

Location: LIVING ROOM SIDE

1: SizeNon-Standard Size Double Hung, Equal**Unit Type:** No Program**General Information:** No Package, Without Hinged Glass Panel, Clad, Pine, 5", 3 11/16", No Certification, Jambliner Color: **Gray**Exterior Color / Finish: **Standard Enduraclad, White**Interior Color / Finish: **Bright White Paint Interior**Glass: **Insulated Low-E Advanced Low-E Insulating Glass Argon Non High Altitude**Hardware Options: **Cam-Action Lock, 1 Lock, White, No Limited Opening Hardware, Order Sash Lift, 1 Lift, No Integrated Sensor**Screen: **Full Screen, White, InView™**Performance Information: **U-Factor 0.30, SHGC 0.27, VLT 0.50, CPD PEL-N-35-00516-00001,****Performance Class LC, PG 40, Calculated Positive DP Rating 40, Calculated Negative DP Rating 40, STC 27, OITC 23, Clear Opening Width 19.812, Clear Opening Height 23.375, Clear Opening Area 3.216011, Egress Does not meet typical United States egress, but may comply with local code requirements**Grille: **SDL, No Custom Grille, 7/8", Traditional (2W2H / 2W2H)**Wrapping Information: **No Attachment Method, No Exterior Trim, 3 11/16", 5", Factory Applied, Manufacturer Recommended Clearance, Perimeter Length = 153".**

Thank You For Your Interest In Pella® Products

PELLA WARRANTY:

Pella® products are covered by Pella's limited warranties in effect at the time of sale. All applicable product warranties are incorporated into and become a part of this contract. Please see the warranties for complete details, taking special note of the two important notice sections regarding installation of Pella® products and proper management of moisture within the wall system. Neither Pella Corporation nor the branch will be bound by any other warranty unless specifically set out in this contract. However, Pella Corporation will not be liable for branch warranties which create obligations in addition to or obligations which are inconsistent with Pella written warranties.

Clear opening (egress) information does not take into consideration the addition of a Rolscreen® [or any other accessory] to the product. You should consult your local building code to ensure your Pella® products meet local egress requirements.

Customer Signature

Pella Contractor Signature

Date

Date

Order Totals

Taxable Subtotal	\$55,105.01
Sales Tax	\$0.00
Non-taxable Subtotal	\$0.00
Total	\$55,105.01

For more information regarding the finishing, maintenance, service and warranty of all Pella® products, visit the Pella® website at www.pella.com

Pella® Lifestyle Series

Aluminum-Clad Wood

#1 performing wood window and patio door¹

For the combination of energy, sound and value.

37 time-tested innovations

Create unique, room-by-room solutions to meet real-life needs.

83% more energy efficient²

On average compared to single-pane windows — with performance solutions for improved comfort.

Pella Lifestyle Series



Exceptional performance and style.

Style flexibility. Whether your client's home is traditional, modern or somewhere in between, choose beautiful windows and patio doors that fit their style.

Redefining performance. Get both unrivaled energy efficiency and sound performance at an incredible value. With the Ultimate Performance package, windows are on average 79% more energy efficient and reduce 52% more outside noise than single-pane windows.^{2,5}

Enhanced durability. Our windows are designed to stand the test of time with exterior wood parts treated with exclusive EnduraGuard® wood protection and an aluminum-clad exterior with EnduraClad® finish.

Room-by-room solutions.

Hidden Screen. The innovative double-hung screen appears when the window is open and folds away when it is closed. It is easy to install and retrofittable.

Integrated blinds and shades. Intentionally designed to be accessible, blinds and shades are tucked between glass panes and are protected from dust, pets and little hands.

Added security and convenience. Add peace of mind with optional built-in window and door sensors and motorized between-the-glass blinds and shades that raise and lower with a touch of a button.

Create solutions that are perfect for real life. Covered by the best limited lifetime warranty in the industry for wood windows and patio doors, Pella Lifestyle Series offers everything you love about wood — including beauty, durability and style flexibility.³ Begin with dual- or triple-pane glass and then select from the most desired features and options.⁴

Pella Lifestyle Series is the #1 performing wood window and patio door for the combination of energy, sound and value.¹ Packed with purposeful innovations like the Hidden Screen and integrated blinds, shades and security sensors, we designed windows and patio doors to work for your project, room by room.



¹ Performance solutions require upgrades to triple-pane, AdvancedComfort Low-E and mixed glass thickness. Based on comparing product quotes and published STC/OITC and U-Factor ratings of leading national wood window and patio door brands.

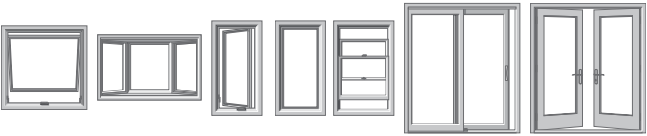
² Window energy efficiency calculated in a computer simulation using RESFEN 6.0 default parameters for a 2000 sq. foot new construction single-story home when comparing Pella Lifestyle Series windows with Advanced Comfort Low-E triple-pane glass with argon and mixed glass thickness to a single pane wood or vinyl window. Double-hung windows are not available with triple-pane glass. The energy efficiency and actual savings will vary by location. The average window energy efficiency is based on a national average of 94 modeled cities across the country and weighting based on population. For more details see pella.com/methodology.

³ Based on comparing written limited warranties of leading national wood window and wood patio door brands. See Pella written Limited Warranty for details, including exceptions and limitations, at pella.com/warranty, or contact Pella Customer Service at 866-319-0397.

⁴ Double-hung window only available with dual-pane glass.

⁵ Reduction in sound based on OITC ratings of Pella Lifestyle Series windows with triple-pane glass with mixed glass thickness to a single-pane wood or vinyl window with an OITC of 19. Calculated by using the sound transmission loss values in the 80 to 4000 Hz range as measured in accordance with ASTM E-90(09). Actual results may vary.

Available in these window and patio door styles:



Special shapes also available.

Pella® Lifestyle Series Features & Options

Pella Lifestyle Series
Features & Options

Colors & Finishes

Wood Type

A beautiful wood species to complement a home's interior.

Pine

Prefinished Pine Interior Colors

We can prefinish in your choice of a variety of beautiful paints and stains. Unfinished or primed and ready-to-paint are also available.

White

Bright White

Linen White

Golden Oak Stain

Early American Stain

Provincial Stain

Black Stain

Aluminum-Clad Exterior Colors

Our low-maintenance EnduraClad® exterior finish resists fading and helps protect windows and patio doors for years.

Black

White

Brown

Fossil

Iron Ore

Portobello

Putty

Almond

Classic White

Brick Red

Hartford Green

Wolf Gray

Glass¹

InsulShield® Low-E Glass²

Advanced Low-E insulating dual- or triple-pane glass with argon

AdvancedComfort Low-E insulating dual- or triple-pane glass with argon

NaturalSun Low-E insulating dual- or triple-pane glass with argon

NaturalSun+ Low-E insulating dual- or triple-pane glass with argon

SunDefense™ Low-E insulating dual- or triple-pane glass with argon

SunDefense™ Low-E insulating dual- or triple-pane glass with argon

Additional Glass Options

Tempered glass available on dual- and triple-pane products

Obscure and frosted obscure glass available on dual- and triple-pane products

Performance Packages

To make things easier, we've created performance packages that highlight what's most important to your customers.

Performance solutions offer an unbeatable combination of energy efficiency, sound control and value.¹ Upgrade from a dual- to a triple-pane glass design with the packages below to meet the unique needs of each room in your customer's home.

All values below are averages compared with single-pane windows.

Performance

Improved energy efficiency and sound performance.

71%
More Energy
Efficient²

+

34%
Noise
Reduction³

Sound Control

Exceptional noise control for a quieter home.

52%
Noise
Reduction³

Energy Efficiency

Superior energy efficiency for a more comfortable home.

83%
More Energy
Efficient²

Ultimate Performance

The best combination of energy efficiency and noise control.

79%
More Energy
Efficient²

+

52%
Noise
Reduction³

Scan the QR code with your smartphone camera to learn more about how each performance package can benefit your client's home.

¹ Performance solutions require upgrades to triple-pane, AdvancedComfort Low-E and mixed glazing thickness glass. Based on comparing product quotes and published STC/OITC and U-Factor ratings of leading national wood window and patio door brands.

² Window energy efficiency calculated in a computer simulation using RESFEN 6.0 default parameters for a 2000 sq. foot new construction single-story home when Pella Lifestyle Series windows with the respective performance package are compared to a single-pane wood or vinyl window. The energy efficiency and actual savings will vary by location. The average window energy efficiency is based on a national average of 94 modeled cities across the country and weighting based on population. For more details see pella.com/methodology.

³ Reduction in sound based on OITC ratings of Pella Lifestyle Series windows with respective performance package compared to a single-pane wood or vinyl window with an OITC of 19. Calculated by using the sound transmission loss values in the 80 to 4000 Hz range as measured in accordance with ASTM E-90(09). Actual results may vary.

22

¹ Double-hung window available with dual-pane glass only.

² Optional high-altitude Low-E insulating glass does not contain argon in most product. Please see your local Pella sales representative for more information.

23

ESTIMATE

Nova Custom Homes LLC
4155 Hickory Hls
Dryden, MI 48428

NovaCustomHomesLLC@gmail.com
+1 (586) 504-0224



Bill to
Karina Labarca


Ship to
Karina Labarca

Estimate details
Estimate no.: 1032
Estimate date: 02/20/2025

#	Date	Product or service	Description	Qty	Rate	Amount
1.		New Lincoln all wood in and out install	this is for the entire house. 27 windows total.	26	\$1,900.00	\$49,400.00
2.		Brick Molding	Per linear foot	300	\$8.00	\$2,400.00
					Subtotal	\$51,800.00
					Sales tax	\$2,964.00
					Total	\$54,764.00

Accepted date

Accepted by



Product Guide

WINDOWS AND PATIO DOORS



Welcome

At Lincoln, we build windows and patio doors with you in mind. New construction or replacement, count on us to utilize our manufacturing experience to create products that are: Efficient, Elegant and Exact.

Efficient: Windows have a significant effect on your energy consumption. We are proud manufacturers of many products that meet the very stringent ENERGY STAR® program requirements. Improved glazing packages help keep your home efficient by slowing heat loss in northern climates and lowering solar heat gain in the south. Our products also feature your choice of six (6) real wood interiors that are commonly referred to as 'nature's best insulator'.

Elegant: We offer countless design options and custom product choices including many beautiful exterior colors, exciting hardware styles, luxurious wood species and numerous configurations. Build confidently by choosing from our complete product offering featuring exterior choices loaded with flexibility. Enjoy architectural freedom for many types of projects such as historical replacement, light commercial, renovation and new home or business construction.

Exact: High quality raw materials, assembled in modern facilities with sophisticated machinery by a skilled workforce, that's Lincoln Windows! We provide our knowledgeable dealer network with a reliable quote system so your product choices can be specified quickly and accurately, even down to 1/16". Also, we continuously test our product line for manufacturing tolerances, reliability and performance so we can back them with a fantastic warranty. Our innovative products are made-to-order, delivered on time and serviced after the sale.

Market segments served: Residential, Remodeling, Light Commercial and Impact.





Aluminum Clad

Our most popular and versatile exterior material is available in virtually any color, shape and size. The prominent features of aluminum clad products are AAMA 2605 paint, minimal maintenance and superior strength.



Primed

Built using traditional trim/casing dimensions and with widely accepted historical design features, Lincoln's primed windows are the conventional choice in markets requiring painted wood exteriors.



Hybrid

This unique product incorporates key features from our aluminum clad and primed exteriors. Combine a primed frame with an aluminum clad sash for a low-maintenance, durable window with historical charm.



Natural Wood

Products with all wood exterior are a timeless design ready for your finish and sealer. Our three all-wood exteriors - mahogany, fir and pine - showcase the distinctive warmth and beauty of wood.



Lites and Grilles

We offer four convenient styles of lites for staying historically accurate, making a statement or easy cleaning. Lincoln Divided Lite (true divided lite) available for Primed and All Wood exteriors only.



Simulated Divided
Lite Profiled or Flat



Interior Wood Grille



Internal Aluminum Grille



Lincoln Divided Lite



When only the best will do.

Choose Lincoln for your new construction, remodeling or even light commercial projects. With over 70 years of manufacturing experience built into every unit, we engineer our windows and patio doors for visual appeal as well as outstanding performance. In addition, Lincoln backs it up with exceptional customer service before and after the sale.

We are continually expanding our list of product offerings, options, and accessories and are confident that we have the perfect window or patio door to harmonize with your ideas and designs.



Additional information on our products and options can be found at an authorized Lincoln dealer or online at lincolnwindows.com.



Committed to protecting and preserving the environment.

Lincoln Windows is committed to environmental stewardship. As responsible corporate citizens, we are dedicated to manufacturing energy efficient products and managing our resources in a manner that reduces our impact on the environment.



Lincoln Windows is an ENERGY STAR® Partner.



Many of our products carry certification by the National Fenestration Rating Council (NFRC).



Lincoln products carry an extensive warranty. Ask your dealer for complete information.



Lincoln Windows & Patio Doors proudly supports the American Institute of Architects (AIA) Continuing Education System (CES).



Lincoln Wood Products, Inc.
1400 W. Taylor Street • P.O. Box 375
Merrill, Wisconsin 54452-1355
800-967-2461 • Fax: 715-536-7090
www.lincolnwindows.com