

2022 City of Detroit Year End Stats



“To encourage thoughtful decision-making and a strong sense of community responsibility through education, equity empathy, professionalism, transparency, and policing standards properly informed by community input and civic leadership.”

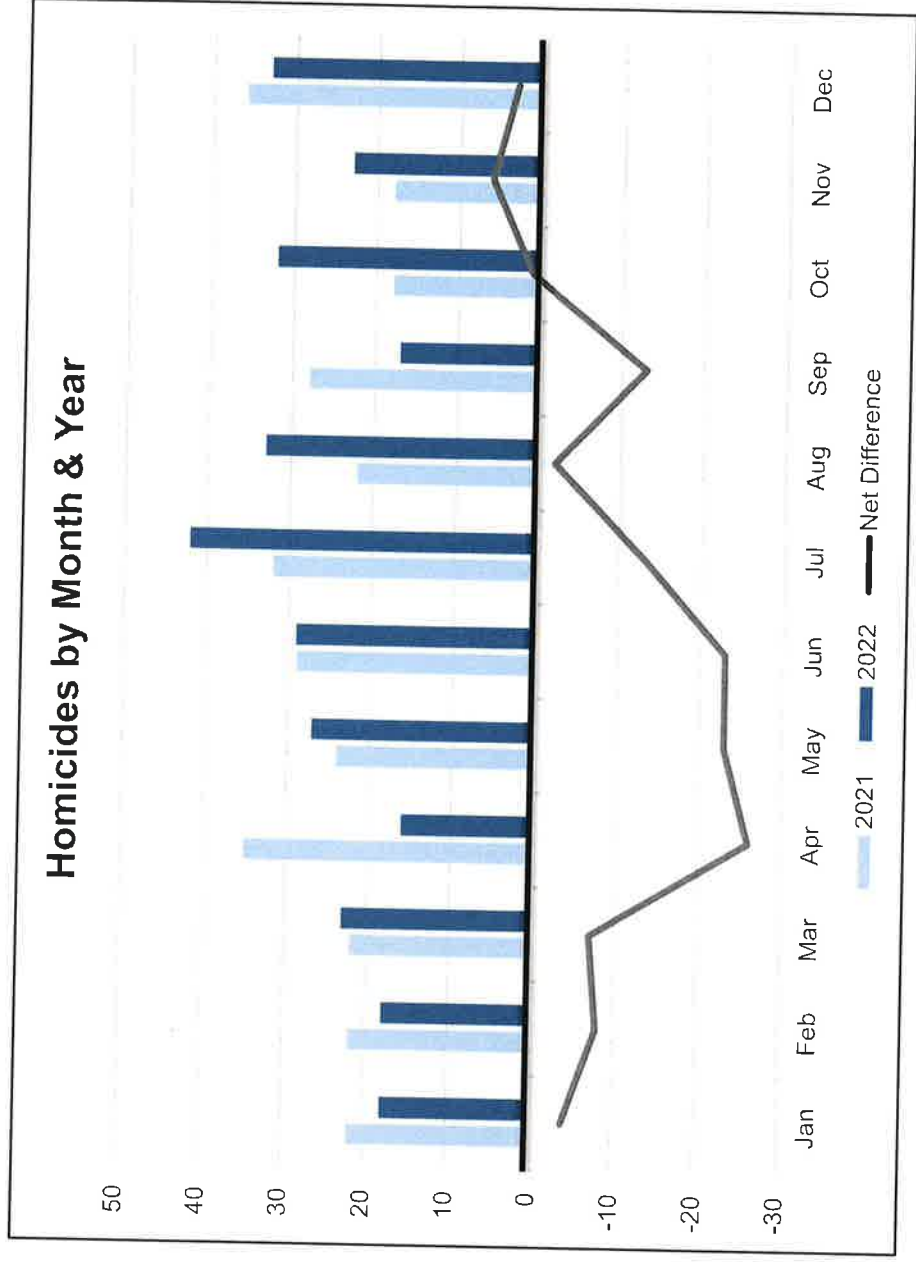
JAMES E. WHITE
CHIEF OF POLICE



Homicides, January – December 2021 to 2022

Homicide Overview

The year ended with a **total of 1 more homicide**

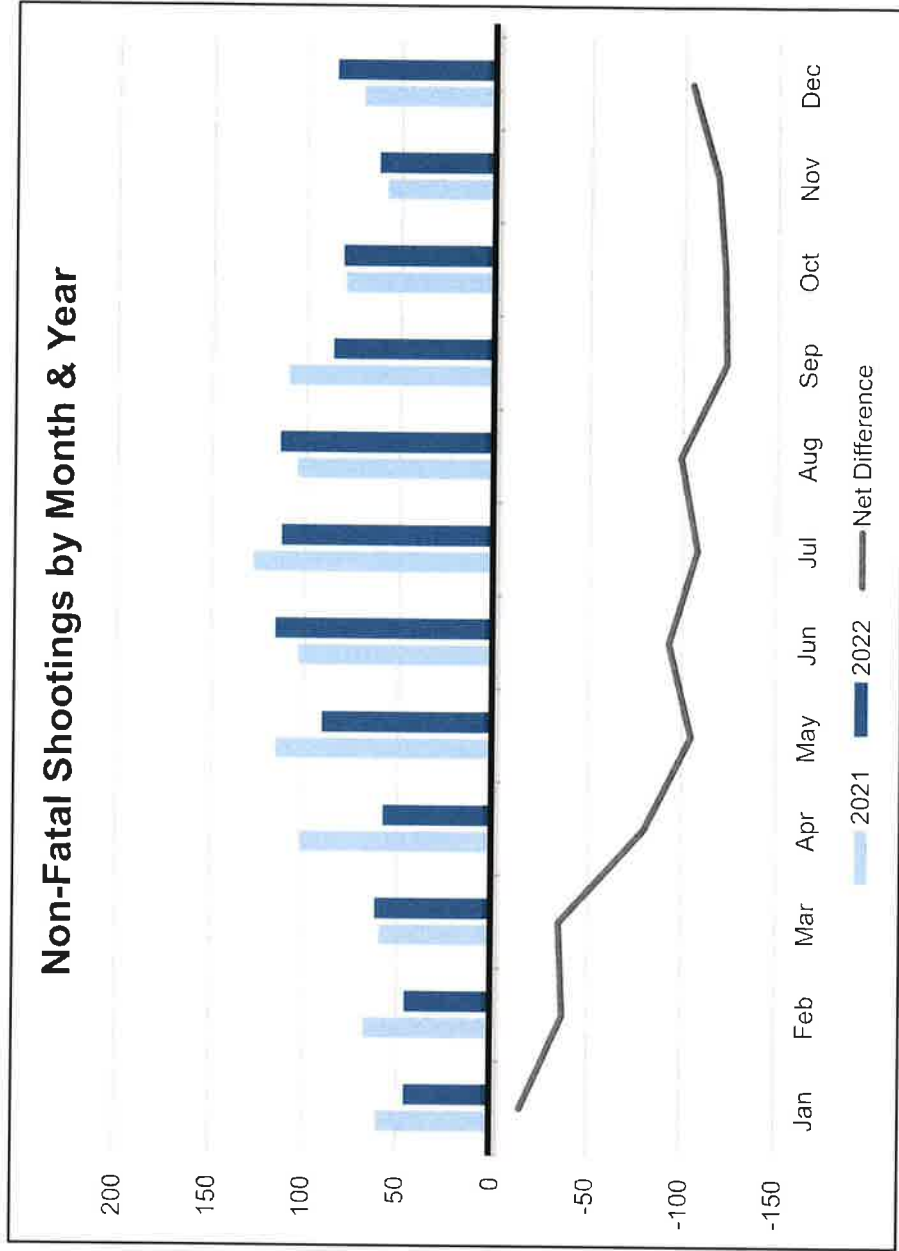




Non-Fatal Shootings, January – December 2021 to 2022

Non-Fatal Shootings Overview

The year ended with a **total of 105 less Non-Fatal Shootings**





2022 Part 1 Crimes

VIOLENT OFFENSES		Year-End Comparisons	
OFFENSE TYPE	2021	2022	% chg v 2021
HOMICIDE*	308	309	.3%
RAPE*	818	697	-15%
ROBBERY	1,511	1,403	-7%
AGGRAVATED ASSAULT*	11,877	10,558	-11%
TOTAL VIOLENT OFFENSES	14,514	12,967	-11%
PROPERTY OFFENSES		Year-End Comparisons	
OFFENSE TYPE	2021	2022	% chg v 2021
BURGLARY	4,183	4,972	19%
LARCENY	11,677	14,071	21%
STOLEN VEHICLE**	6,747	9,761	45%
TOTAL PROPERTY OFFENSES	22,607	28,804	27%
TOTAL PART 1 OFFENSES	37,121	41,771	13%
OTHER OFFENSES		Year-End Comparisons	
OFFENSE TYPE	2021	2022	% chg v 2021
NON-FATAL SHOOTING*	1,064	959	-10%
CARJACKING	214	260	21%

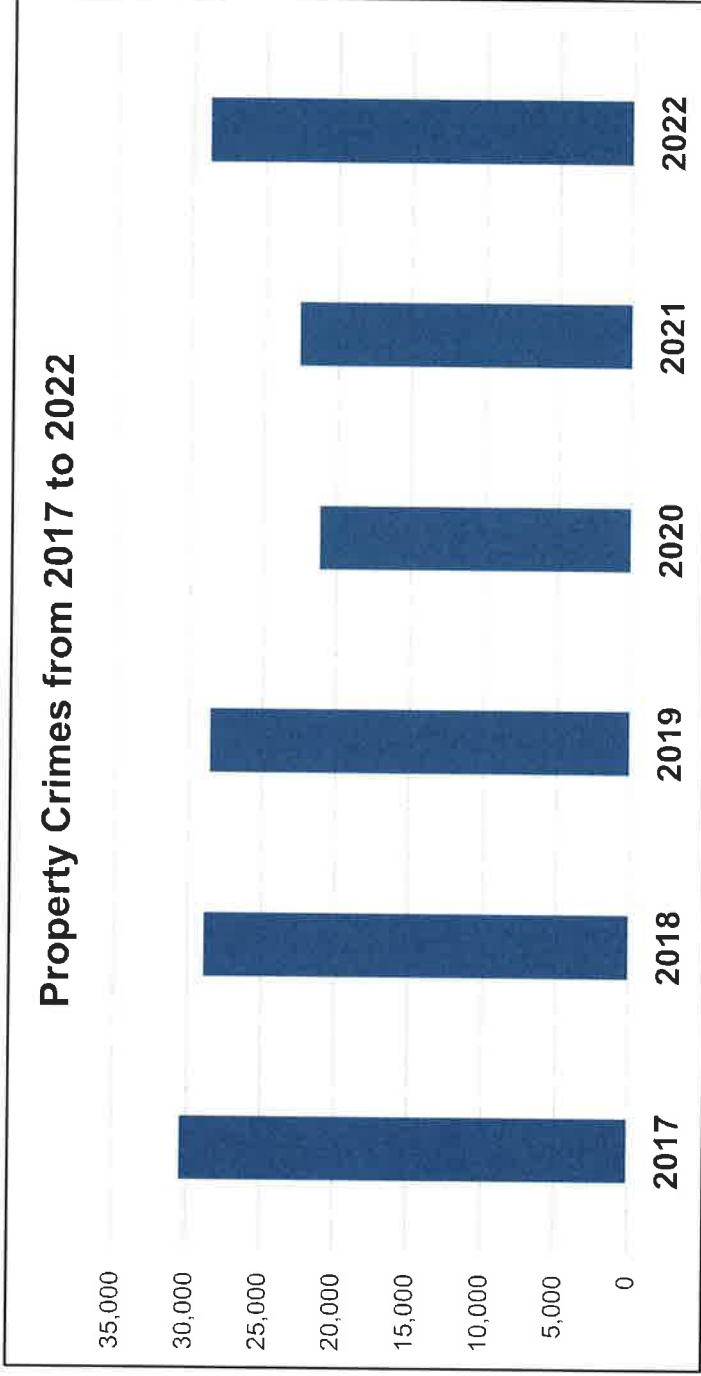
Non-Fatal Shooting totals are included in Aggravated Assault totals. Carjacking totals are included in Robbery Totals.

**Victim based data. All data is preliminary information and subject to change.*

*** Vehicle based counts. All data is preliminary information and subject to change.*



The number of Part 1 Property Crimes in Detroit for 2022 is relative to pre-COVID trends



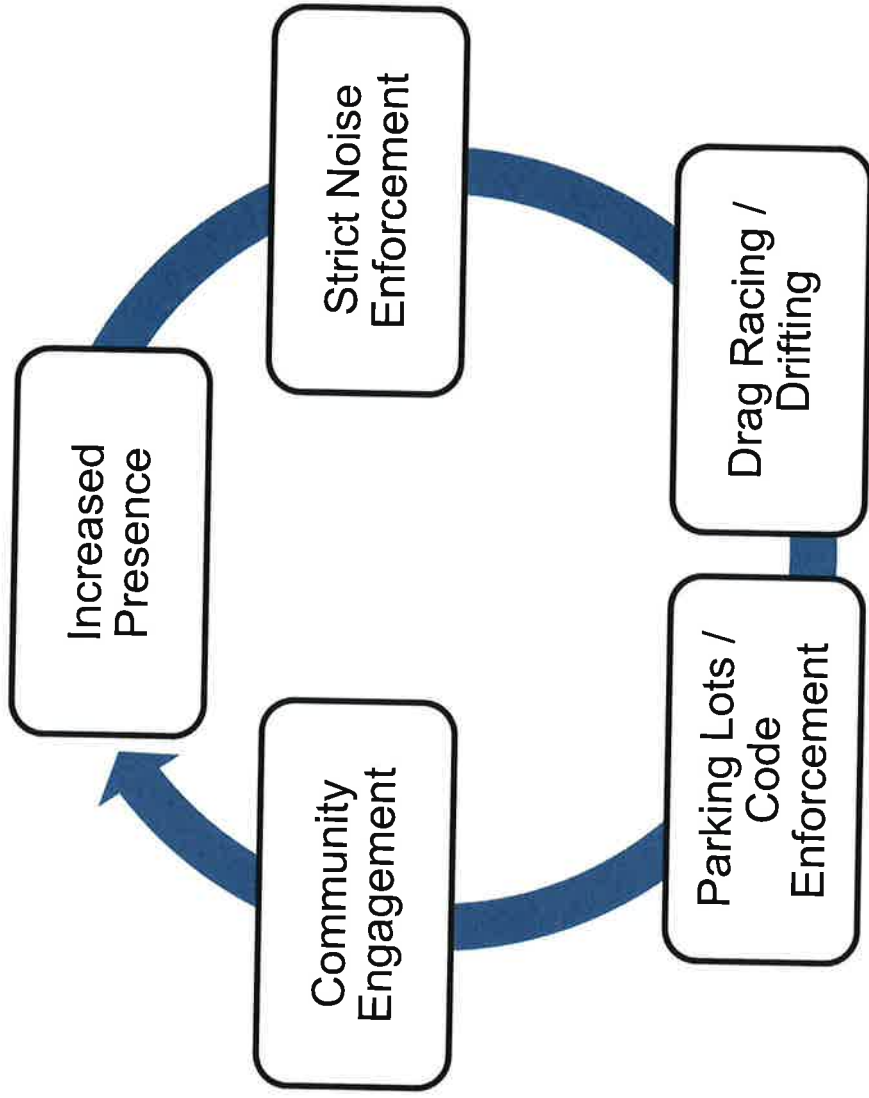
Total	2017	2018	2019	2020	2021	2022	% Change 2017	% Change 2021
Property 1 Crimes	30,458	28,897	28,550	21,178	22,607	28,804	-5%	27%

*Victim based data. All data is preliminary information and subject to change.



5-Point Crime Enforcement Plan

DPD will continue to implement the 5-point crime enforcement plan which will be informed by data to guide enforcement efforts in areas seeing an increase in specific crime types

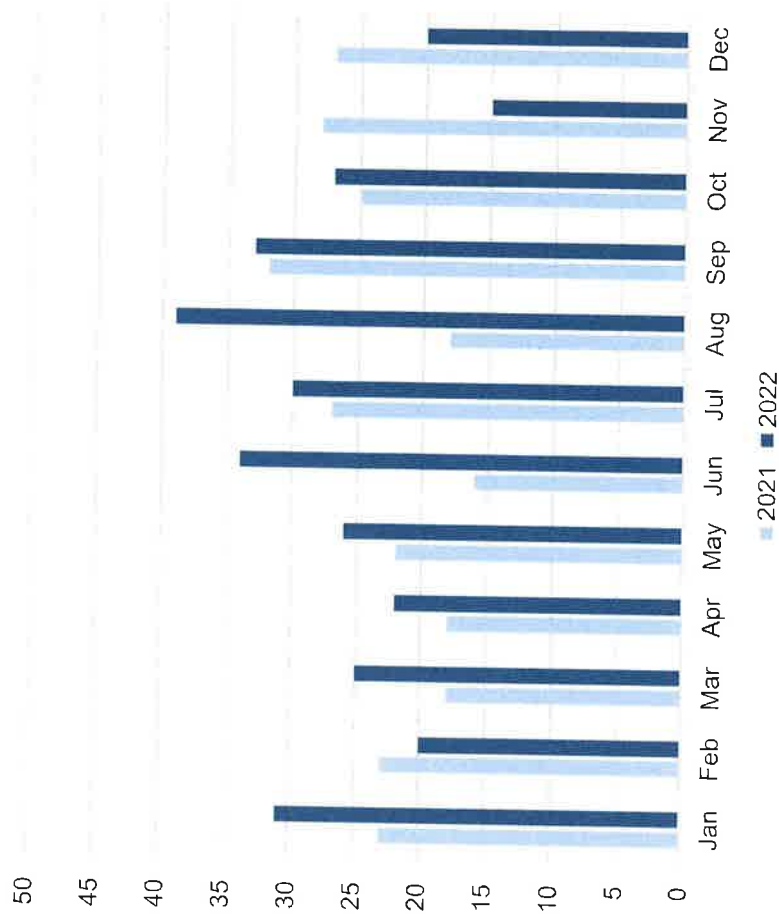




Human Resources and Recruiting

- On September 30, there was a landmark agreement with police unions to make base pay competitive
 - Proposed starting pay, upon successful completion of the training academy, increase to \$53,000; max pay to rise to \$73,000 with annual increases
 - Increased pay expected to boost officer retention, reduce loss to other agencies

Department Separations





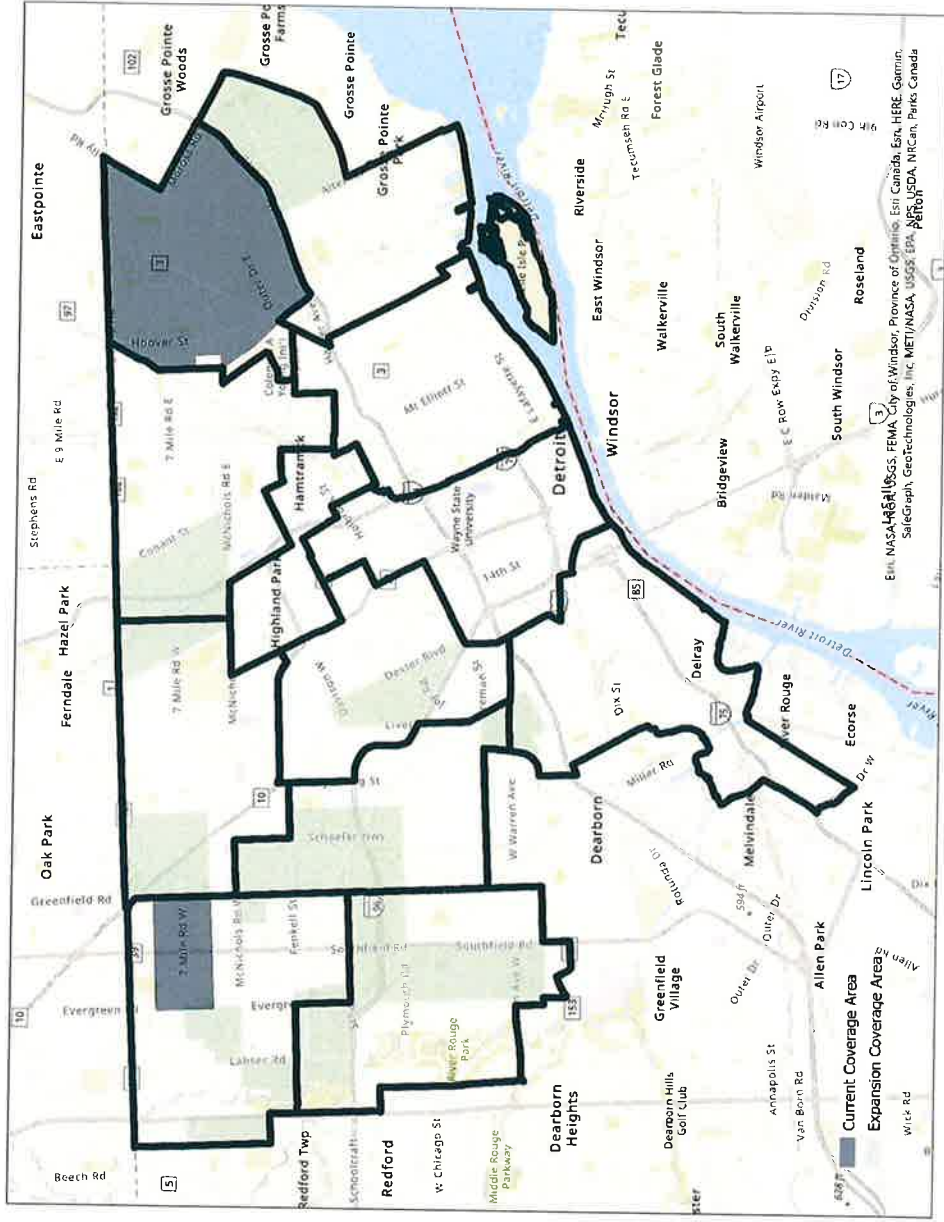
ShotSpotter: Part 1 Violent Crime Impact

ShotSpotter

- ShotSpotter is a gunshot detection software installed within the city of Detroit
- ShotSpotter areas experienced a greater reduction in Part 1 violent crime than the rest of the city*
- In 2022, ShotSpotter notifications resulted in**:
 - 84 guns recovered
 - 48 incidents with arrests made

*Excludes CSCs

**Results during initial scene response





Gun Violence Reduction Overview



78 individuals given Ceasefire message via Custom Notification

35 jobs received from participating Ceasefire members

37 attended a Ceasefire Call-in

1,958 investigative leads generated
354 leads from ShotSpotter incidents

9,154 casings entered into NIBIN

5,077 firearms recovered

15 external law enforcement partnerships



Mental Health Co-Response Initiative

Crisis Intervention Team Co-Response (DPD + DWIHN)

- **Goal:** Reduce the use of emergency services for individuals experiencing a mental health crisis by providing linkages to services
- **Impact:**
 - 500+ individuals connected to resources

911 Integrated Response (DPD 911 call center + DWIHN)

- **Goal:** Reduce 911 calls from high-utilizers in need of mental health services by connecting callers to behavioral health specialists embedded in 911 call center to address underlying needs
- **Impact:**
 - ~100 calls have been connected to behavioral health specialists embedded in 911 call centers

Detroit Homeless Outreach Team (HRD + NPOs + DWIHN)

- **Goal:** Prevent future emergency services by having homeless outreach providers and mental health case managers engage in street outreach
- **Impact:**
 - ~4,500 food/drink supplied

The **Office of Workplace & Community Resiliency** will continue to further bridge the gap between the community and the Police Department and improve mental health outcomes

DWIHN – Detroit Wayne Integrated Health Network; HRD – Housing & Revitalization Department

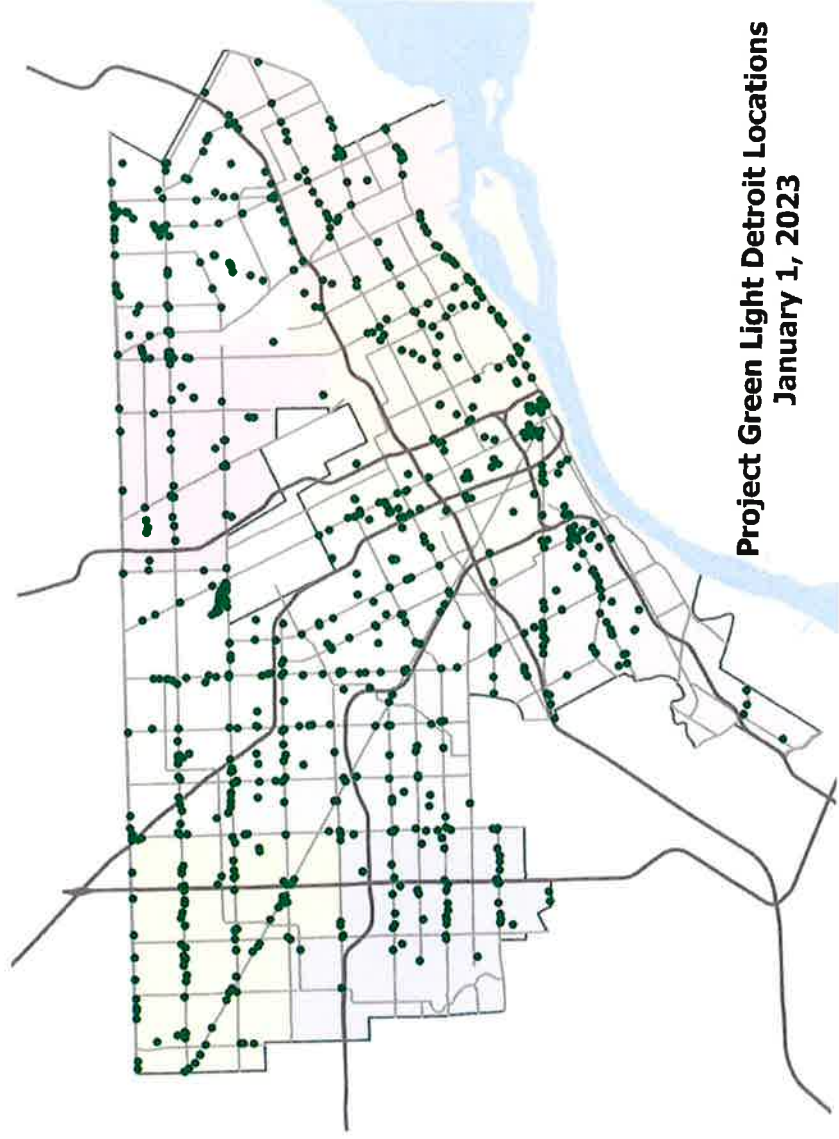


DPD Mental Health Calls Serviced

Nature Code	02P	03P	04P	05P	06P	07P	08P	09P	10P	11P	12P
Mental Not Violent	224	416	135	163	227	286	278	280	289	165	319
Mental Violent - Armed	110	86	55	74	130	74	160	162	143	80	173
Mental Violent Not Armed	453	447	211	342	481	396	625	570	559	322	629
One Down/Drug Od	441	891	580	320	359	557	412	515	526	445	513
One Down/Overdose	29	35	17	22	21	41	46	67	60	37	27
Suicide I/P	109	107	96	88	133	110	159	155	125	91	131
Suicide Threat	215	365	137	191	238	252	296	289	234	184	251
Grand Total	1581	2347	1231	1200	1589	1716	1976	2038	1936	1324	2043



Project Green Light Detroit Partners include 858 locations as of January 1, 2023



Project Green Light Detroit Locations
January 1, 2023

In 2022:

- An average of 2 businesses became PGLD partners each week
- There was an 14% total increase in partners



DPD Community Improvements

- NPO officers addressed quality of life issues in the city of Detroit:
 - 499 cars were towed as a result of criminal activity
 - Investigated 617 dumping incidents
 - In 2022, DPD assisted ~600 residents update their ICHATs. There were ~1,700 expungements through the partnership with Project Clean Slate



PROJECT
Clean Slate