



Detroit Police Department: Weekly Crime Comparison

Monday, January 17, 2022



Chief James E. White

Violent Crime

7 Day Comparison

28 Day Comparison

YTD Comparison

Category	1/10/22 to 1/16/22	1/3/22 to 1/9/22	+/-	12/20/21 to 1/16/22	11/22/21 to 12/19/21	+/-	12/20/20 to 1/16/21	+/-	2022 YTD	2021 YTD	+/-	2020 YTD	+/-
Criminal Homicides*	2	4	-50.0% ▼	23	23	0.0% ◻	20	15.0% ▲	8	12	-33.3% ▼	12	-33.3% ▼
Sex Assaults*	8	12	-33.3% ▼	40	49	-18.4% ▼	45	-11.1% ▼	735	735	16.5% ▲	631	16.5% ▲
Aggravated Assaults*	143	151	-5.3% ▼	638	739	-21.2% ▼	810	-21.2% ▼	12,081	12,081	2.4% ▲	11,800	2.4% ▲
- Non-Fatal Shootings	19	14	35.7% ▲	70	52	34.6% ▲	71	-1.4% ▼	37	41	-9.8% ▼	23	78.3% ▲
Robberies	17	22	-22.7% ▼	77	78	-36.4% ▼	121	-36.4% ▼	1,529	1,529	-16.7% ▼	1,835	-16.7% ▼
- Carjackings	7	1	600.0% ▲	14	16	-12.5% ▼	18	-22.2% ▼	8	9	-11.1% ▼	7	14.3% ▲
Total Part I Violent	170	189	-10.1% ▼	778	889	-12.5% ▼	996	-28.0% ▼	13,254	13,254	-7.2% ▼	14,277	-7.2% ▼

Property Crime

Category	1/10/22 to 1/16/22	1/3/22 to 1/9/22	+/-	12/20/21 to 1/16/22	11/22/21 to 12/19/21	+/-	12/20/20 to 1/16/21	+/-	2022 YTD	2021 YTD	+/-	2020 YTD	+/-
Burglary	85	68	25.0% ▲	334	414	1.2% ▼	330	1.2% ▲	4,262	4,262	-5.7% ▼	4,518	-5.7% ▼
Larceny	163	219	-25.6% ▼	832	1,195	6.0% ▼	785	6.0% ▲	11,714	11,714	0.4% ▲	11,669	0.4% ▲
Auto Theft	133	117	13.7% ▲	468	661	-29.2% ▼	439	6.6% ▲	6,828	6,828	19.1% ▲	5,734	19.1% ▲
Total Part I Property	381	404	-5.7% ▼	1,634	2,270	-28.0% ▼	1,554	4.9% ▲	22,804	22,804	4.0% ▲	21,921	4.0% ▲
Total Part I Crime	551	593	-7.1% ▼	2,412	3,159	-23.6% ▼	2,550	-5.7% ▼	36,058	36,058	-0.4% ▼	36,198	-0.4% ▼

RMS data refreshed at: 1/17/2022 8:01:21 AM

* Victim-based data

NOTES: Aggravated Assaults include Non-Fatal Shootings. Robberies include Armed, Unarmed, and Carjackings. Larcenies include Retail Frauds. Motor Vehicle Thefts include all stolen vehicles. This PRELIMINARY INFORMATION is used on an ongoing basis for strategic planning and crime analysis and is subject to change.



Detroit Police Department: Weekly Crime Trends

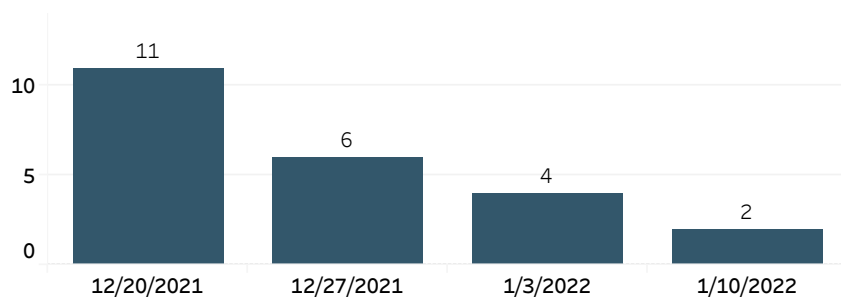
Monday, January 17, 2022



Chief James E. White

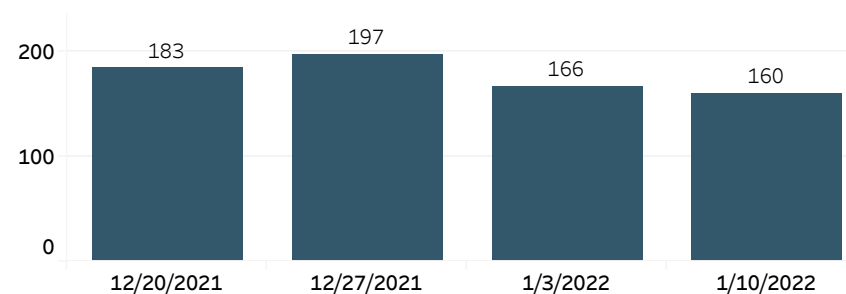
Criminal Homicides*

The number of Criminal Homicides last week (2) decreased by 50% compared to the week beginning 1/3/2022 (4).



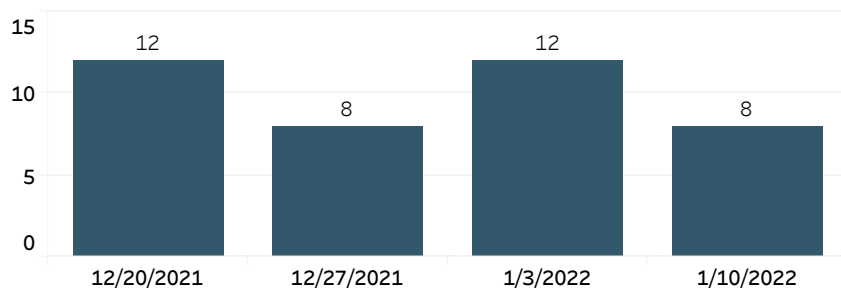
Aggravated Assaults*

The number of Aggravated Assaults last week (160) decreased by 4% compared to the week beginning 1/3/2022 (166).



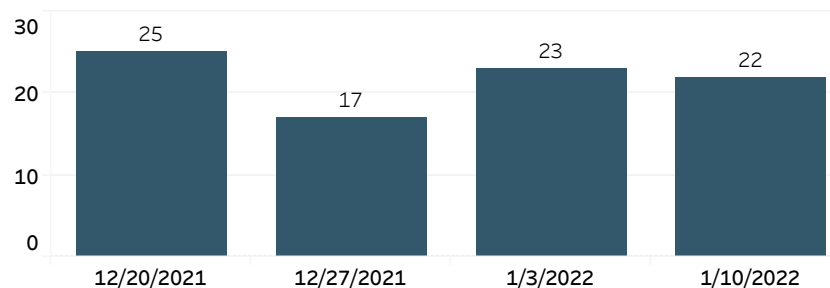
Sex Assaults*

The number of Sex Assaults last week (8) decreased by 33% compared to the week beginning 1/3/2022 (12).



Robberies

The number of Robberies last week (22) decreased by 4% compared to the week beginning 1/3/2022 (23).



RMS data refreshed at: 1/17/2022 8:01:21 AM

* Victim-based data

NOTES: Aggravated Assaults include Non-Fatal Shootings. Robberies include Armed, Unarmed, and Carjackings. Larcenies include Retail Frauds. Motor Vehicle Thefts include all stolen vehicles. This PRELIMINARY INFORMATION is used on an ongoing basis for strategic planning and crime analysis and is subject to change.