



# Detroit Police Department: Weekly Crime Comparison

Monday, January 3, 2022



Chief James E. White

## Violent Crime

### 7 Day Comparison

### 28 Day Comparison

### YTD Comparison

Category	12/27/21 to ..	12/20/21 to 12/26/21	+/-	12/6/21 to 1/2/22	11/8/21 to 12/5/21	+/-	12/6/20 to 1/2/21	+/-	2022 YTD	2021 YTD	+/-	2020 YTD	+/-
Criminal Homicides*	2	0	-	16	19	-15.8%	28	-42.9%	2	3	-33.3%	3	-33.3%
Sex Assaults*	4	12	-66.7%	36	57	-36.8%	37	-2.7%	1	8	-87.5%	7	-85.7%
Aggravated Assaults*	190	181	5.0%	769	783	-10.2%	856	-10.2%	60	71	-15.5%	67	-10.4%
- Non-Fatal Shootings	20	18	11.1%	60	60	0.0%	76	-21.1%	5	6	-16.7%	2	200.0%
Robberies	17	25	-32.0%	85	113	-35.1%	131	-35.1%	4	11	-63.6%	15	-73.3%
- Carjackings	3	3	0.0%	19	10	90.0%	16	18.8%	0	1	-100.0%	0	-
<b>Total Part I Violent</b>	<b>213</b>	<b>218</b>	<b>-2.3%</b>	<b>906</b>	<b>972</b>	<b>-6.8%</b>	<b>1,052</b>	<b>-16.1%</b>	<b>67</b>	<b>93</b>	<b>-28.0%</b>	<b>92</b>	<b>-27.2%</b>

## Property Crime

Category	12/27/21 to ..	12/20/21 to 12/26/21	+/-	12/6/21 to 1/2/22	11/8/21 to 12/5/21	+/-	12/6/20 to 1/2/21	+/-	2022 YTD	2021 YTD	+/-	2020 YTD	+/-
Burglary	64	89	-28.1%	366	372	13.7%	322	13.7%	12	28	-57.1%	30	-60.0%
Larceny	159	207	-23.2%	934	1,129	17.8%	793	17.8%	16	56	-71.4%	84	-81.0%
Auto Theft	84	108	-22.2%	535	646	-17.2%	457	17.1%	9	32	-71.9%	33	-72.7%
<b>Total Part I Property</b>	<b>307</b>	<b>404</b>	<b>-24.0%</b>	<b>1,835</b>	<b>2,147</b>	<b>-14.5%</b>	<b>1,572</b>	<b>14.3%</b>	<b>37</b>	<b>116</b>	<b>-68.1%</b>	<b>147</b>	<b>-74.8%</b>
<b>Total Part I Crime</b>	<b>520</b>	<b>622</b>	<b>-16.4%</b>	<b>2,741</b>	<b>3,119</b>	<b>-12.1%</b>	<b>2,624</b>	<b>4.3%</b>	<b>104</b>	<b>209</b>	<b>-50.2%</b>	<b>239</b>	<b>-56.5%</b>

RMS data refreshed at: 1/3/2022 9:00:29 AM

\* Victim-based data

NOTES: Aggravated Assaults include Non-Fatal Shootings. Robberies include Armed, Unarmed, and Carjackings. Larcenies include Retail Frauds. Motor Vehicle Thefts include all stolen vehicles. This PRELIMINARY INFORMATION is used on an ongoing basis for strategic planning and crime analysis and is subject to change.



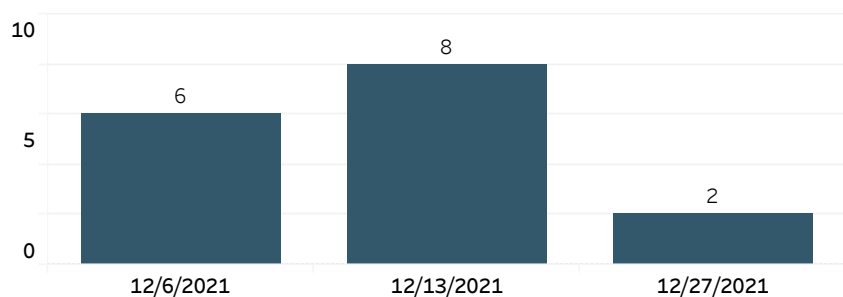
# Detroit Police Department: Weekly Crime Trends

Monday, January 3, 2022



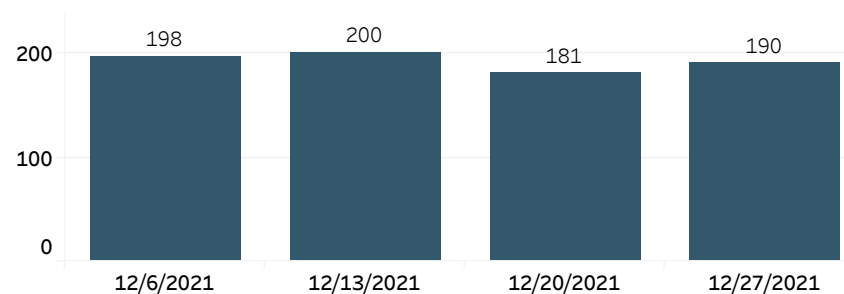
Chief James E. White

## Criminal Homicides\*



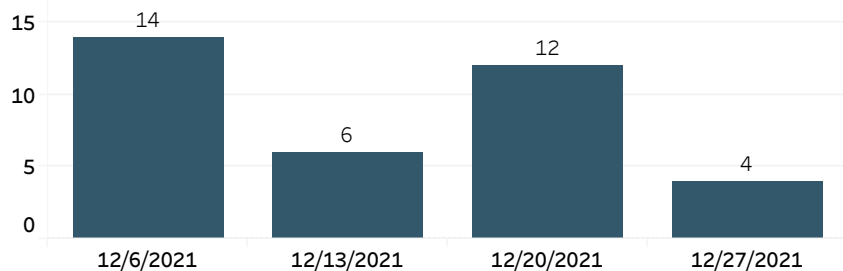
## Aggravated Assaults\*

The number of Aggravated Assaults last week (190) increased by 5% compared to the week beginning 12/20/2021 (181).



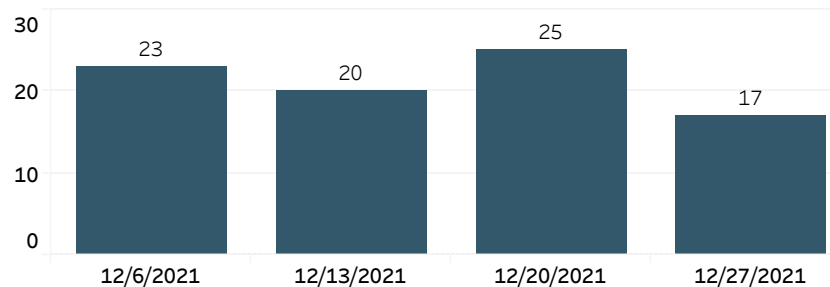
## Sex Assaults\*

The number of Sex Assaults last week (4) decreased by 67% compared to the week beginning 12/20/2021 (12).



## Robberies

The number of Robberies last week (17) decreased by 32% compared to the week beginning 12/20/2021 (25).



RMS data refreshed at: 1/3/2022 9:00:29 AM

\* Victim-based data

NOTES: Aggravated Assaults include Non-Fatal Shootings. Robberies include Armed, Unarmed, and Carjackings. Larcenies include Retail Frauds. Motor Vehicle Thefts include all stolen vehicles. This PRELIMINARY INFORMATION is used on an ongoing basis for strategic planning and crime analysis and is subject to change.