



# Detroit Police Department: Weekly Crime Comparison

Monday, November 1, 2021



Chief James E. White

## Violent Crime

### 7 Day Comparison

### 28 Day Comparison

### YTD Comparison

Category	10/25/21 to ..	10/18/21 to 10/24/21	+/-	10/4/21 to 10/31/21	9/6/21 to 10/3/21	+/-	10/4/20 to 10/31/20	+/-	2021 YTD	2020 YTD	+/-	2019 YTD	+/-
Criminal Homicides*	4	8	-50.0% ▼	19	25	-24.0% ▼	29	-34.5% ▼	263	258	1.9% ▲	220	19.5% ▲
Sex Assaults*	11	13	-15.4% ▼	58	44	31.8% ▲	44	31.8% ▲	657	542	21.2% ▲	746	-11.9% ▼
Aggravated Assaults*	207	241	-14.1% ▼	943	961	-6.9% ▼	1,013	-6.9% ▼	10,543	9,801	7.6% ▲	8,019	31.5% ▲
- Non-Fatal Shootings	9	17	-47.1% ▼	75	93	-19.4% ▼	89	-15.7% ▼	942	963	-2.2% ▼	634	48.6% ▲
Robberies	22	22	0.0% ○	102	135	-22.1% ▼	131	-22.1% ▼	1,286	1,556	-17.4% ▼	1,962	-34.5% ▼
- Carjackings	7	10	-30.0% ▼	26	23	13.0% ▲	19	36.8% ▲	184	175	5.1% ▲	199	-7.5% ▼
<b>Total Part I Violent</b>	<b>244</b>	<b>284</b>	<b>-14.1% ▼</b>	<b>1,122</b>	<b>1,165</b>	<b>-3.7% ▼</b>	<b>1,217</b>	<b>-8.5% ▼</b>	<b>12,249</b>	<b>12,157</b>	<b>0.8% ▲</b>	<b>10,946</b>	<b>11.9% ▲</b>

## Property Crime

Category	10/25/21 to ..	10/18/21 to 10/24/21	+/-	10/4/21 to 10/31/21	9/6/21 to 10/3/21	+/-	10/4/20 to 10/31/20	+/-	2021 YTD	2020 YTD	+/-	2019 YTD	+/-
Burglary	84	91	-7.7% ▼	390	368	8.9% ▲	358	8.9% ▲	3,385	3,792	-10.7% ▼	5,696	-40.6% ▼
Larceny	165	222	-25.7% ▼	902	917	0.4% ▼	898	0.4% ▲	9,187	9,747	-5.7% ▼	12,357	-25.7% ▼
Auto Theft	116	137	-15.3% ▼	553	565	-2.1% ▼	385	43.6% ▲	5,487	4,744	15.7% ▲	5,639	-2.7% ▼
<b>Total Part I Property</b>	<b>365</b>	<b>450</b>	<b>-18.9% ▼</b>	<b>1,845</b>	<b>1,850</b>	<b>-0.3% ▼</b>	<b>1,641</b>	<b>11.1% ▲</b>	<b>18,059</b>	<b>18,283</b>	<b>-1.2% ▼</b>	<b>23,692</b>	<b>-23.8% ▼</b>
<b>Total Part I Crime</b>	<b>609</b>	<b>734</b>	<b>-17.0% ▼</b>	<b>2,967</b>	<b>3,015</b>	<b>-1.6% ▼</b>	<b>2,858</b>	<b>3.7% ▲</b>	<b>30,308</b>	<b>30,440</b>	<b>-0.4% ▼</b>	<b>34,638</b>	<b>-12.5% ▼</b>

RMS data refreshed at: 11/1/2021 8:01:34 AM

\* Victim-based data

NOTES: Aggravated Assaults include Non-Fatal Shootings. Robberies include Armed, Unarmed, and Carjackings. Larcenies include Retail Frauds. Motor Vehicle Thefts include all stolen vehicles. This PRELIMINARY INFORMATION is used on an ongoing basis for strategic planning and crime analysis and is subject to change.



# Detroit Police Department: Weekly Crime Trends

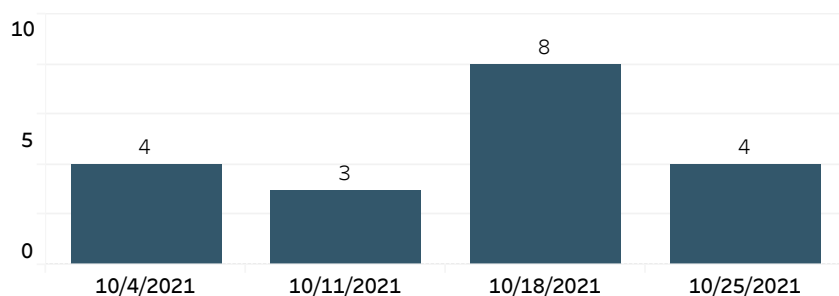
Monday, November 1, 2021



Chief James E. White

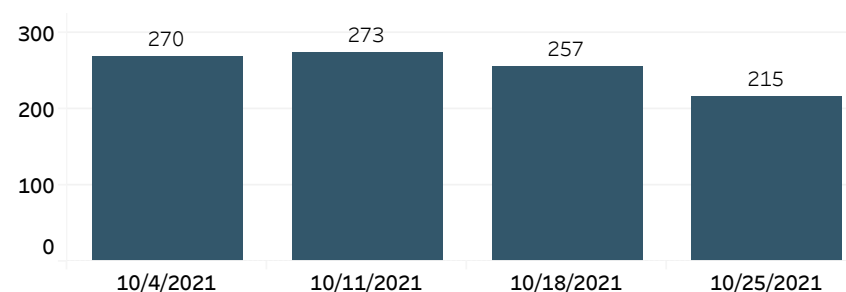
## Criminal Homicides\*

The number of Criminal Homicides last week (4) decreased by 50% compared to the week beginning 10/18/2021 (8).



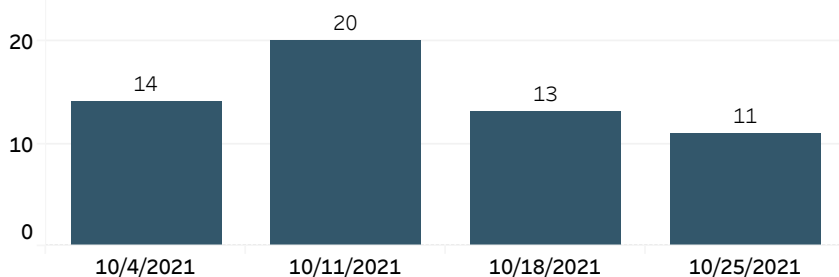
## Aggravated Assaults\*

The number of Aggravated Assaults last week (215) decreased by 16% compared to the week beginning 10/18/2021 (257).



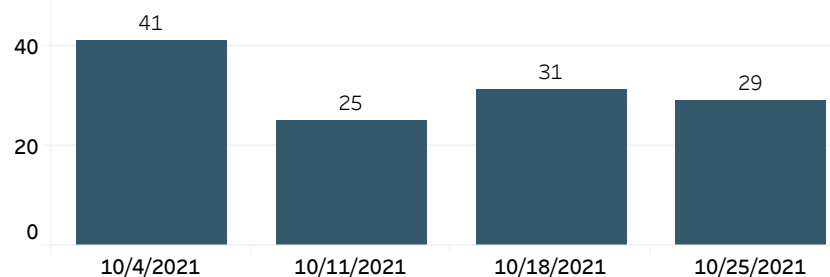
## Sex Assaults\*

The number of Sex Assaults last week (11) decreased by 15% compared to the week beginning 10/18/2021 (13).



## Robberies

The number of Robberies last week (29) decreased by 6% compared to the week beginning 10/18/2021 (31).



RMS data refreshed at: 11/1/2021 8:01:34 AM

\* Victim-based data

NOTES: Aggravated Assaults include Non-Fatal Shootings. Robberies include Armed, Unarmed, and Carjackings. Larcenies include Retail Frauds. Motor Vehicle Thefts include all stolen vehicles. This PRELIMINARY INFORMATION is used on an ongoing basis for strategic planning and crime analysis and is subject to change.