



Detroit Police Department: Weekly Crime Comparison

Monday, October 4, 2021



Chief James E. White

Violent Crime

7 Day Comparison

28 Day Comparison

YTD Comparison

Category	9/27/21 to 10/3/21	9/20/21 to 9/26/21	+/-	9/6/21 to 10/3/21	8/9/21 to 9/5/21	+/-	9/6/20 to 10/3/20	+/-	2021 YTD	2020 YTD	+/-	2019 YTD	+/-
Criminal Homicides*	3	8	-62.5% ▼	25	21	19.0% ▲	22	13.6% ▲	244	229	6.6% ▲	196	24.5% ▲
Sex Assaults*	6	9	-33.3% ▼	35	50	-30.0% ▼	49	-28.6% ▼	587	498	17.9% ▲	686	-14.4% ▼
Aggravated Assaults*	209	247	-15.4% ▼	954	949	-1.8% ▲	971	-1.8% ▼	9,566	8,789	8.8% ▲	7,346	30.2% ▲
- Non-Fatal Shootings	29	19	52.6% ▲	98	99	-1.0% ▼	115	-14.8% ▼	873	874	-0.1% ▼	575	51.8% ▲
Robberies	44	20	120.0% ▲	135	120	0.7% ▲	134	0.7% ▲	1,160	1,425	-18.6% ▼	1,747	-33.6% ▼
- Carjackings	9	5	80.0% ▲	21	27	-22.2% ▼	22	-4.5% ▼	156	156	0.0% ○	182	-14.3% ▼
Total Part I Violent	262	284	-7.7% ▼	1,149	1,140	0.8% ▲	1,176	-2.3% ▼	11,299	10,941	3.3% ▲	9,975	13.3% ▲

Property Crime

Category	9/27/21 to 10/3/21	9/20/21 to 9/26/21	+/-	9/6/21 to 10/3/21	8/9/21 to 9/5/21	+/-	9/6/20 to 10/3/20	+/-	2021 YTD	2020 YTD	+/-	2019 YTD	+/-
Burglary	75	88	-14.8% ▼	343	384	19.5% ▼	287	19.5% ▲	2,960	3,434	-13.8% ▼	5,125	-42.2% ▼
Larceny	155	227	-31.7% ▼	811	1,001	2.5% ▼	791	2.5% ▲	8,144	8,846	-7.9% ▼	11,103	-26.7% ▼
Auto Theft	104	121	-14.0% ▼	520	577	-9.9% ▼	457	13.8% ▲	4,876	4,360	11.8% ▲	5,038	-3.2% ▼
Total Part I Property	334	436	-23.4% ▼	1,674	1,962	-14.7% ▼	1,535	8.3% ▲	15,980	16,640	-4.0% ▼	21,266	-24.9% ▼
Total Part I Crime	596	720	-17.2% ▼	2,823	3,102	-9.0% ▼	2,711	4.0% ▲	27,279	27,581	-1.1% ▼	31,241	-12.7% ▼

RMS data refreshed at: 10/4/2021 8:01:12 AM

* Victim-based data

NOTES: Aggravated Assaults include Non-Fatal Shootings. Robberies include Armed, Unarmed, and Carjackings. Larcenies include Retail Frauds. Motor Vehicle Thefts include all stolen vehicles. This PRELIMINARY INFORMATION is used on an ongoing basis for strategic planning and crime analysis and is subject to change.



Detroit Police Department: Weekly Crime Trends

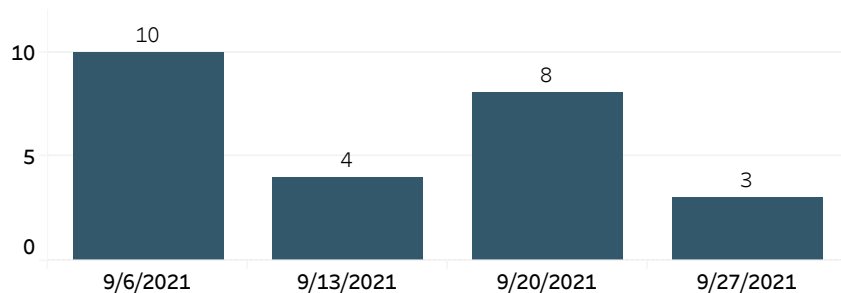
Monday, October 4, 2021



Chief James E. White

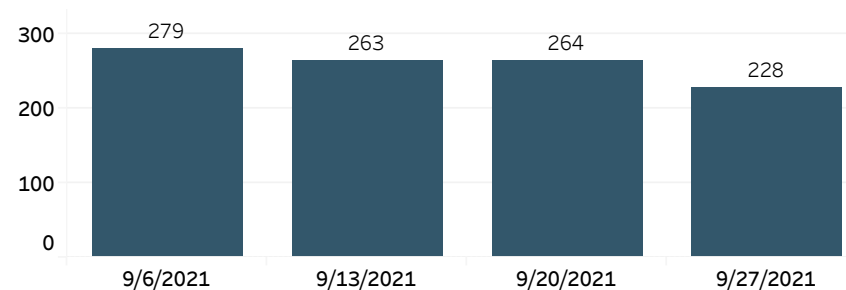
Criminal Homicides*

The number of Criminal Homicides last week (3) decreased by 63% compared to the week beginning 9/20/2021 (8).



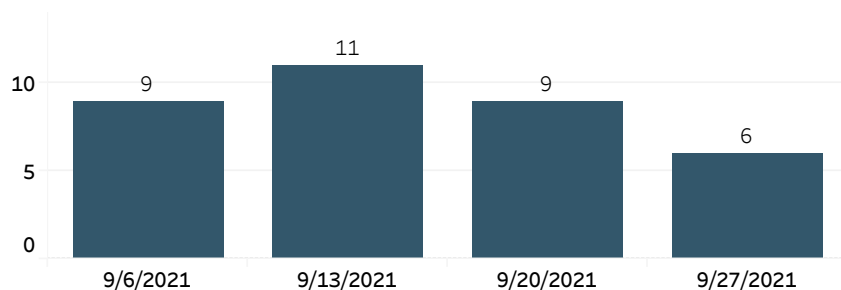
Aggravated Assaults*

The number of Aggravated Assaults last week (228) decreased by 14% compared to the week beginning 9/20/2021 (264).



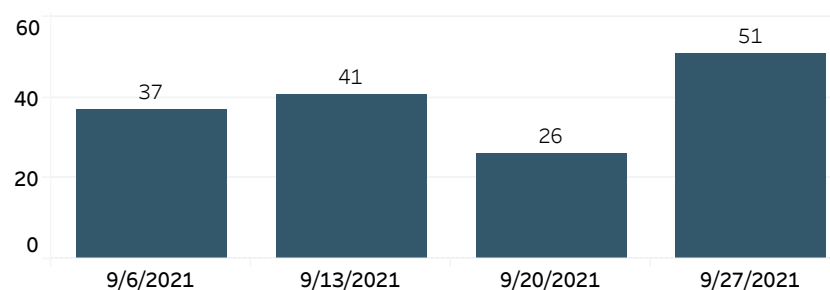
Sex Assaults*

The number of Sex Assaults last week (6) decreased by 33% compared to the week beginning 9/20/2021 (9).



Robberies

The number of Robberies last week (51) increased by 96% compared to the week beginning 9/20/2021 (26).



RMS data refreshed at: 10/4/2021 8:01:12 AM

* Victim-based data

NOTES: Aggravated Assaults include Non-Fatal Shootings. Robberies include Armed, Unarmed, and Carjackings. Larcenies include Retail Frauds. Motor Vehicle Thefts include all stolen vehicles. This PRELIMINARY INFORMATION is used on an ongoing basis for strategic planning and crime analysis and is subject to change.