



# Detroit Police Department: Weekly Crime Comparison

Monday, September 27, 2021



Chief James E. White

## Violent Crime

### 7 Day Comparison

### 28 Day Comparison

### YTD Comparison

Category	9/20/21 to 9/26/21	9/13/21 to 9/19/21	+/-	8/30/21 to 9/26/21	8/2/21 to 8/29/21	+/-	8/30/20 to 9/26/20	+/-	2021 YTD	2020 YTD	+/-	2019 YTD	+/-
Criminal Homicides*	8	4	100.0% ▲	31	20	55.0% ▲	30	3.3% ▲	241	228	5.7% ▲	187	28.9% ▲
Sex Assaults*	8	8	0.0% ○	40	43	-7.0% ▼	59	-32.2% ▼	569	480	18.5% ▲	677	-16.0% ▼
Aggravated Assaults*	237	243	-2.5% ▼	961	1,013	-8.2% ▼	1,047	-8.2% ▼	9,186	8,565	7.3% ▲	7,157	28.3% ▲
- Non-Fatal Shootings	19	20	-5.0% ▼	96	99	-3.0% ▼	102	-5.9% ▼	844	839	0.6% ▲	564	49.6% ▲
Robberies	17	36	-52.8% ▼	125	110	-15.5% ▲	148	-15.5% ▼	1,056	1,391	-24.1% ▼	1,701	-37.9% ▼
- Carjackings	5	5	0.0% ○	22	21	4.8% ▲	23	-4.3% ▼	147	152	-3.3% ▼	179	-17.9% ▼
<b>Total Part I Violent</b>	<b>270</b>	<b>291</b>	<b>-7.2% ▼</b>	<b>1,157</b>	<b>1,186</b>	<b>-2.4% ▼</b>	<b>1,284</b>	<b>-11.0% ▼</b>	<b>11,052</b>	<b>10,664</b>	<b>3.6% ▲</b>	<b>9,722</b>	<b>13.7% ▲</b>

## Property Crime

Category	9/20/21 to 9/26/21	9/13/21 to 9/19/21	+/-	8/30/21 to 9/26/21	8/2/21 to 8/29/21	+/-	8/30/20 to 9/26/20	+/-	2021 YTD	2020 YTD	+/-	2019 YTD	+/-
Burglary	79	90	-12.2% ▼	351	365	17.4% ▼	299	17.4% ▲	2,873	3,362	-14.5% ▼	4,983	-42.3% ▼
Larceny	167	204	-18.1% ▼	856	966	2.8% ▼	833	2.8% ▲	7,907	8,659	-8.7% ▼	10,806	-26.8% ▼
Auto Theft	91	148	-38.5% ▼	546	529	3.2% ▲	467	16.9% ▲	4,725	4,251	11.2% ▲	4,897	-3.5% ▼
<b>Total Part I Property</b>	<b>337</b>	<b>442</b>	<b>-23.8% ▼</b>	<b>1,753</b>	<b>1,860</b>	<b>-5.8% ▼</b>	<b>1,599</b>	<b>8.8% ▲</b>	<b>15,505</b>	<b>16,272</b>	<b>-4.7% ▼</b>	<b>20,686</b>	<b>-25.0% ▼</b>
<b>Total Part I Crime</b>	<b>607</b>	<b>733</b>	<b>-17.2% ▼</b>	<b>2,910</b>	<b>3,046</b>	<b>-4.5% ▼</b>	<b>2,883</b>	<b>0.9% ▲</b>	<b>26,557</b>	<b>26,936</b>	<b>-1.4% ▼</b>	<b>30,408</b>	<b>-12.7% ▼</b>

RMS data refreshed at: 9/27/2021 8:01:08 AM

\* Victim-based data

NOTES: Aggravated Assaults include Non-Fatal Shootings. Robberies include Armed, Unarmed, and Carjackings. Larcenies include Retail Frauds. Motor Vehicle Thefts include all stolen vehicles. This PRELIMINARY INFORMATION is used on an ongoing basis for strategic planning and crime analysis and is subject to change.



# Detroit Police Department: Weekly Crime Trends

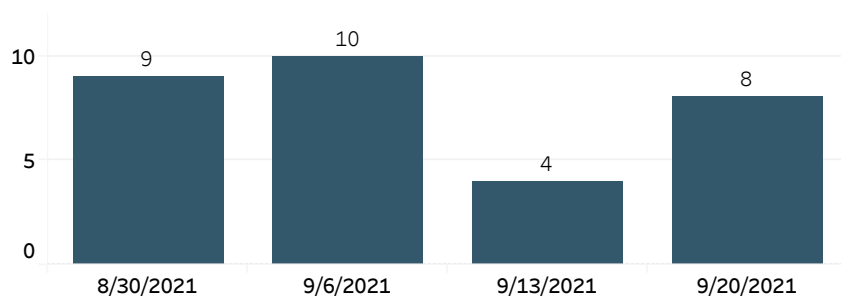
Monday, September 27, 2021



Chief James E. White

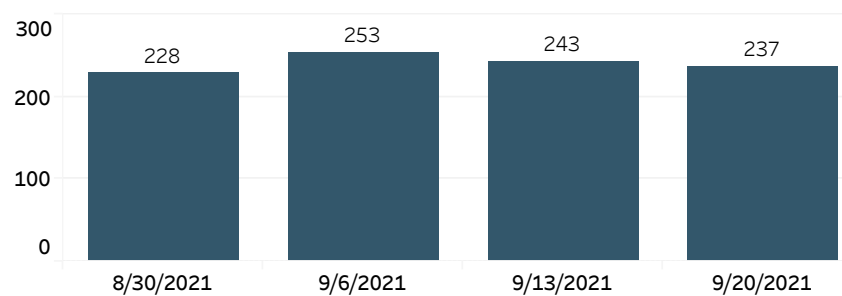
## Criminal Homicides\*

The number of Criminal Homicides last week (8) increased by 100% compared to the week beginning 9/13/2021 (4).



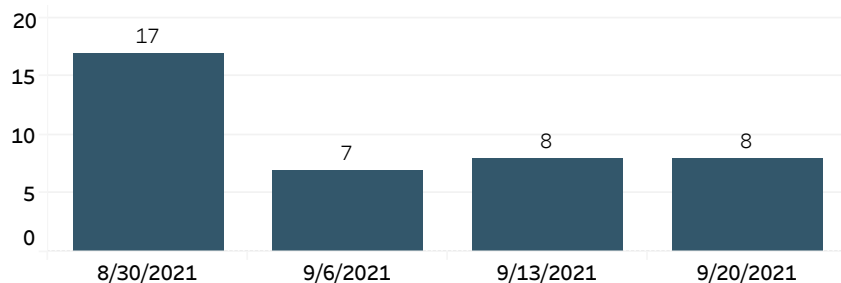
## Aggravated Assaults\*

The number of Aggravated Assaults last week (237) decreased by 2% compared to the week beginning 9/13/2021 (243).



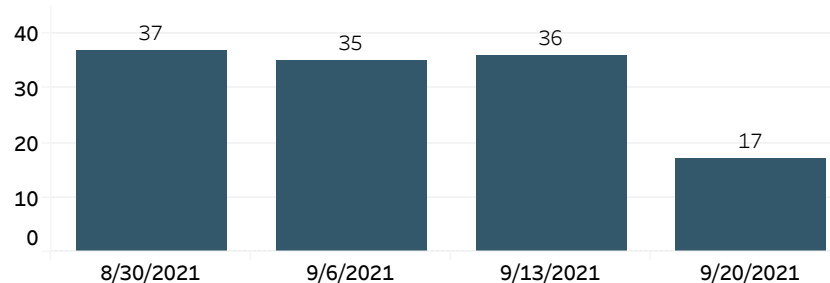
## Sex Assaults\*

The number of Sex Assaults last week (8) remained the same as the week beginning 9/13/2021 (8).



## Robberies

The number of Robberies last week (17) decreased by 53% compared to the week beginning 9/13/2021 (36).



RMS data refreshed at: 9/27/2021 8:01:08 AM

\* Victim-based data

NOTES: Aggravated Assaults include Non-Fatal Shootings. Robberies include Armed, Unarmed, and Carjackings. Larcenies include Retail Frauds. Motor Vehicle Thefts include all stolen vehicles. This PRELIMINARY INFORMATION is used on an ongoing basis for strategic planning and crime analysis and is subject to change.