



Detroit Police Department: Weekly Crime Comparison

Monday, September 6, 2021



Chief James E. White

Violent Crime

7 Day Comparison

28 Day Comparison

YTD Comparison

Category	8/30/21 to 9/5/21	8/23/21 to 8/29/21	+/-	8/9/21 to 9/5/21	7/12/21 to 8/8/21	+/-	8/9/20 to 9/5/20	+/-	2021 YTD	2020 YTD	+/-	2019 YTD	+/-
Criminal Homicides*	10	5	100.0% ▲	24	28	-14.3% ▼	26	-7.7% ▼	223	207	7.7% ▲	170	31.2% ▲
Sex Assaults*	8	8	0.0% ◻	40	60	-33.3% ▼	69	-42.0% ▼	535	448	19.4% ▲	629	-14.9% ▼
Aggravated Assaults*	222	242	-8.3% ▼	944	1,142	-23.8% ▼	1,239	-23.8% ▼	8,471	7,819	8.3% ▲	6,603	28.3% ▲
- Non-Fatal Shootings	30	26	15.4% ▲	103	120	-14.2% ▼	123	-16.3% ▼	781	759	2.9% ▲	505	54.7% ▲
Robberies	31	29	6.9% ▲	115	106	-22.3% ▲	148	-22.3% ▼	963	1,291	-25.4% ▼	1,547	-37.8% ▼
- Carjackings	8	5	60.0% ▲	26	9	188.9% ▲	21	23.8% ▲	134	134	0.0% ◻	158	-15.2% ▼
Total Part I Violent	271	284	-4.6% ▼	1,123	1,336	-15.9% ▼	1,482	-32.0% ▼	10,192	9,765	4.4% ▲	8,949	13.9% ▲

Property Crime

Category	8/30/21 to 9/5/21	8/23/21 to 8/29/21	+/-	8/9/21 to 9/5/21	7/12/21 to 8/8/21	+/-	8/9/20 to 9/5/20	+/-	2021 YTD	2020 YTD	+/-	2019 YTD	+/-
Burglary	73	82	-11.0% ▼	349	317	2.6% ▲	340	2.6% ▲	2,568	3,146	-18.4% ▼	4,577	-43.9% ▼
Larceny	178	209	-14.8% ▼	833	984	-10.2% ▼	928	-10.2% ▼	7,122	8,052	-11.5% ▼	9,940	-28.4% ▼
Auto Theft	109	136	-19.9% ▼	505	524	-3.6% ▼	427	18.3% ▲	4,270	3,902	9.4% ▲	4,447	-4.0% ▼
Total Part I Property	360	427	-15.7% ▼	1,687	1,825	-7.6% ▼	1,695	-0.5% ▼	13,960	15,100	-7.5% ▼	18,964	-26.4% ▼
Total Part I Crime	631	711	-11.3% ▼	2,810	3,161	-11.1% ▼	3,177	-13.1% ▼	24,152	24,865	-2.9% ▼	27,913	-13.5% ▼

RMS data refreshed at: 9/6/2021 8:01:47 AM

* Victim-based data

NOTES: Aggravated Assaults include Non-Fatal Shootings. Robberies include Armed, Unarmed, and Carjackings. Larcenies include Retail Frauds. Motor Vehicle Thefts include all stolen vehicles. This PRELIMINARY INFORMATION is used on an ongoing basis for strategic planning and crime analysis and is subject to change.



Detroit Police Department: Weekly Crime Trends

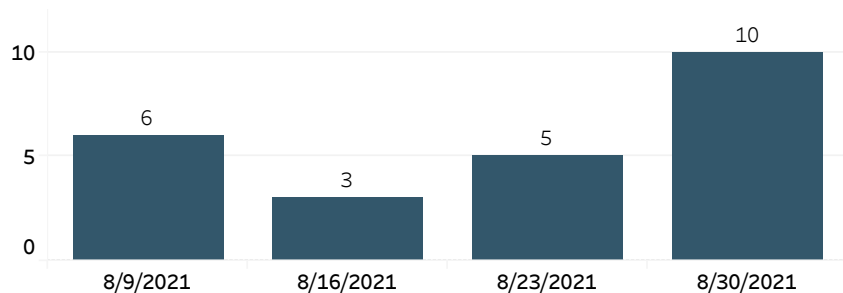
Monday, September 6, 2021



Chief James E. White

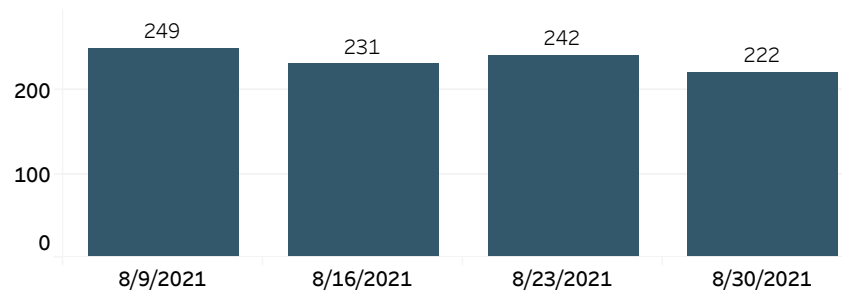
Criminal Homicides*

The number of Criminal Homicides last week (10) increased by 100% compared to the week beginning 8/23/2021 (5).



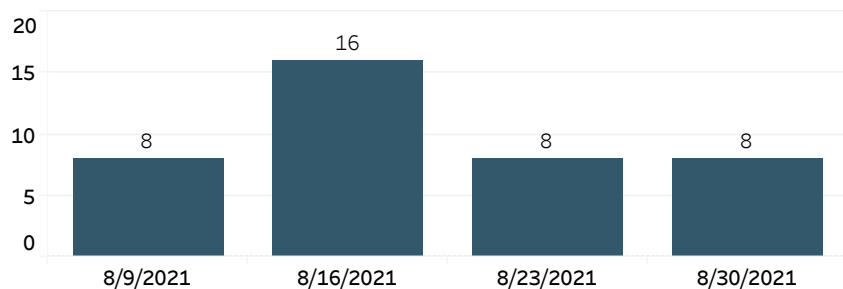
Aggravated Assaults*

The number of Aggravated Assaults last week (222) decreased by 8% compared to the week beginning 8/23/2021 (242).



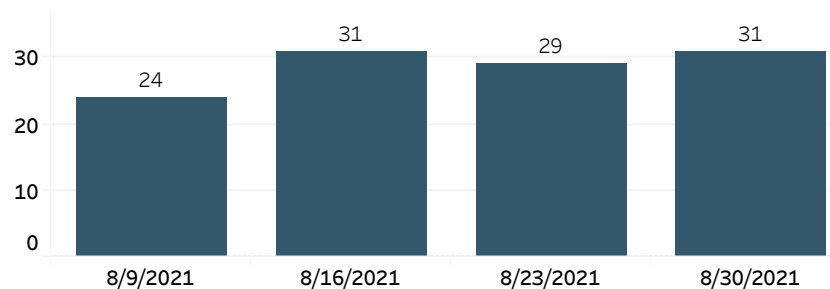
Sex Assaults*

The number of Sex Assaults last week (8) remained the same as the week beginning 8/23/2021 (8).



Robberies

The number of Robberies last week (31) increased by 7% compared to the week beginning 8/23/2021 (29).



RMS data refreshed at: 9/6/2021 8:01:47 AM

* Victim-based data

NOTES: Aggravated Assaults include Non-Fatal Shootings. Robberies include Armed, Unarmed, and Carjackings. Larcenies include Retail Frauds. Motor Vehicle Thefts include all stolen vehicles. This PRELIMINARY INFORMATION is used on an ongoing basis for strategic planning and crime analysis and is subject to change.