



Detroit Police Department: Weekly Crime Comparison

Monday, August 2, 2021



Chief James E. White

Violent Crime

7 Day Comparison

28 Day Comparison

YTD Comparison

Category	7/26/21 to 8/1/21	7/19/21 to 7/25/21	+/-	7/5/21 to 8/1/21	6/7/21 to 7/4/21	+/-	7/5/20 to 8/1/20	+/-	2021 YTD	2020 YTD	+/-	2019 YTD	+/-
Criminal Homicides*	7	7	0.0%	31	36	-13.9%	30	3.3%	193	175	10.3%	143	35.0%
Sex Assaults*	12	8	50.0%	44	65	-32.3%	40	10.0%	464	367	26.4%	543	-14.5%
Aggravated Assaults*	301	263	14.4%	1,129	1,102	-0.1%	1,130	-0.1%	7,230	6,339	14.1%	5,598	29.2%
- Non-Fatal Shootings	35	35	0.0%	128	97	32.0%	128	0.0%	659	616	7.0%	411	60.3%
Robberies	27	26	3.8%	107	116	-25.7%	144	-25.7%	821	1,101	-25.4%	1,275	-35.6%
- Carjackings	3	1	200.0%	8	16	-50.0%	23	-65.2%	104	110	-5.5%	120	-13.3%
Total Part I Violent	347	304	14.1%	1,311	1,319	-0.6%	1,344	-2.5%	8,708	7,982	9.1%	7,559	15.2%

Property Crime

Category	7/26/21 to 8/1/21	7/19/21 to 7/25/21	+/-	7/5/21 to 8/1/21	6/7/21 to 7/4/21	+/-	7/5/20 to 8/1/20	+/-	2021 YTD	2020 YTD	+/-	2019 YTD	+/-
Burglary	58	85	-31.8%	287	317	-4.3%	300	-4.3%	2,116	2,734	-22.6%	3,852	-45.1%
Larceny	179	201	-10.9%	848	872	2.0%	831	2.0%	5,874	6,927	-15.2%	8,378	-29.9%
Auto Theft	106	136	-22.1%	512	536	-4.5%	424	20.8%	3,621	3,374	7.3%	3,671	-1.4%
Total Part I Property	343	422	-18.7%	1,647	1,725	-4.5%	1,555	5.6%	11,611	13,035	-10.9%	15,901	-27.0%
Total Part I Crime	690	726	-5.0%	2,958	3,044	-2.8%	2,899	2.0%	20,319	21,017	-3.3%	23,460	-13.4%

RMS data refreshed at: 8/2/2021 8:01:20 AM

* Victim-based data

NOTES: Aggravated Assaults include Non-Fatal Shootings. Robberies include Armed, Unarmed, and Carjackings. Larcenies include Retail Frauds. Motor Vehicle Thefts include all stolen vehicles. This PRELIMINARY INFORMATION is used on an ongoing basis for strategic planning and crime analysis and is subject to change.



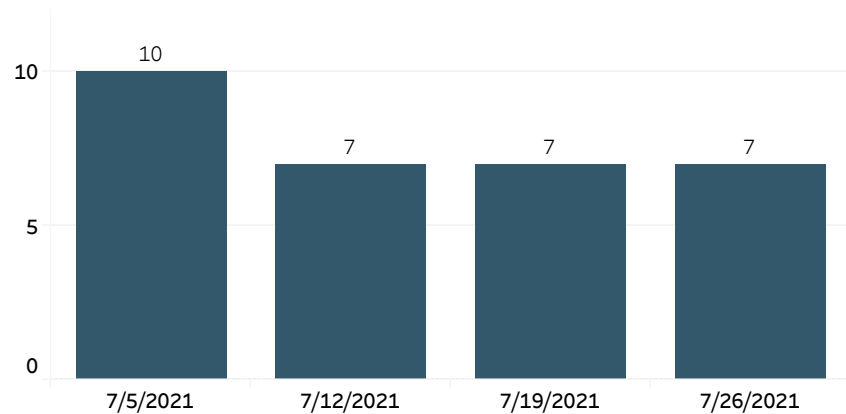
Detroit Police Department: Weekly Crime Trends

Monday, August 2, 2021

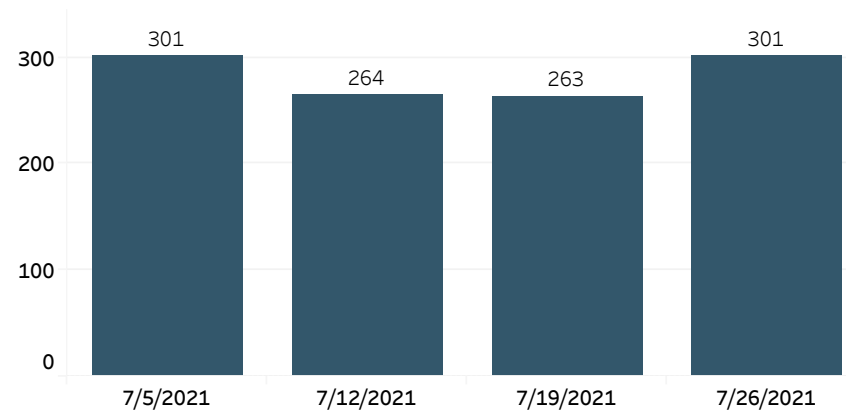


Chief James E. White

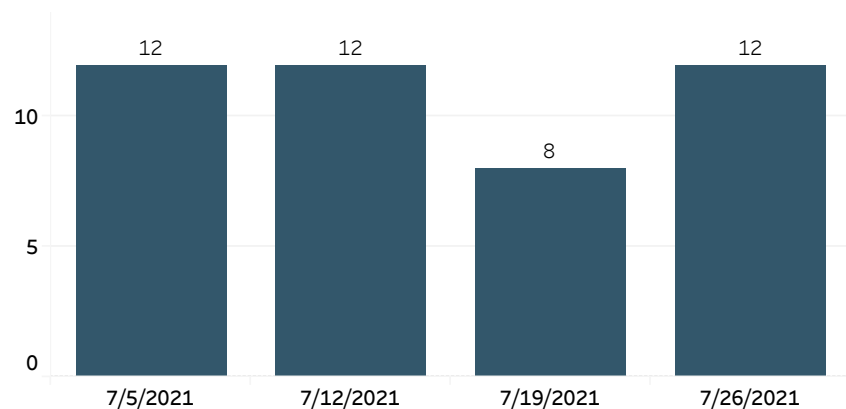
Criminal Homicides*



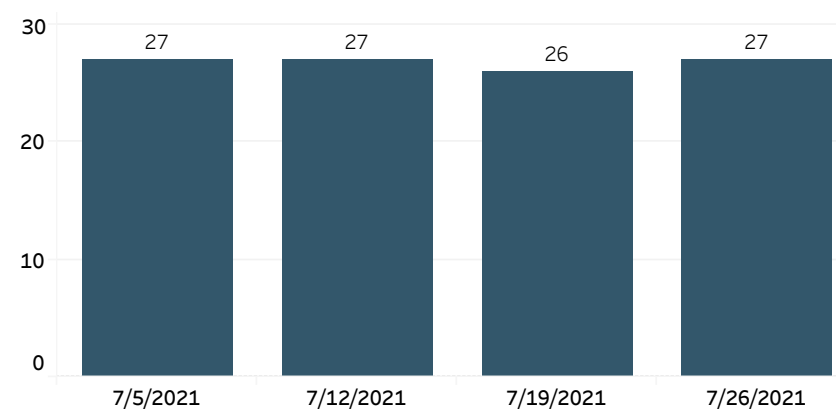
Aggravated Assaults*



Sex Assaults*



Robberies



RMS data refreshed at: 8/2/2021 8:01:20 AM

* Victim-based data

NOTES: Aggravated Assaults include Non-Fatal Shootings. Robberies include Armed, Unarmed, and Carjackings. Larcenies include Retail Frauds. Motor Vehicle Thefts include all stolen vehicles. This PRELIMINARY INFORMATION is used on an ongoing basis for strategic planning and crime analysis and is subject to change.