Respiratory Virus Weekly Surveillance Report

Updated as of 11/05/26 for the week of Oct. 25 – 31, 2026

All numbers are preliminary and subject to change.

ACTIVITY LEVELS AND PERCENT ED VISITS SUMMARY

Overall Respiratory Illness
LOW
11.81% ▼

COVID-19	Influenza	RSV
VERY LOW	**LOW**	**VERY LOW**
0.21% ▼	0.61% ▲	0.01% ▲

These activity levels are indicators of how much people are visiting Emergency Departments (EDs) with respiratory symptoms or diagnoses. The symbols indicate the direction of change in percent ED visits for each category compared to the previous week, as described further in the section below. See the "Notes/Resources" section for more information.

IN THE PAST WEEK IN THE CITY OF DETROIT:

The overall respiratory illness activity level has remained Low, with Emergency Department (ED) visits identified as having respiratory illness-related symptoms decreasing from 12.53% to 11.81%.

- COVID-19 activity has remained Very Low, with the weekly percent of diagnosed ED visits decreasing from 0.26% to 0.21%.
- Influenza activity has remained Low, with the weekly percent of diagnosed ED visits increasing from 0.42% to 0.61%.
- RSV (respiratory syncytial virus) activity has remained Very Low, with the weekly percent of diagnosed ED visits increasing from 0.00% to 0.01%.

The percent of hospitalized inpatients confirmed positive for COVID-19 has increased from 0.40% to 0.72%, influenza has decreased from 0.20% to 0.18%, and RSV has remained 0.00%. Currently, 87% (the same compared to last week) of inpatient hospital beds in Detroit City are occupied.

There have been 0 COVID-19, 0 influenza, and 0 RSV-related deaths recorded in the past week.

- There have been 1 COVID-19, 0 influenza, and 0 RSV-related deaths reported so far in the 2026-2027 season.

1,626 COVID-19 vaccine, 4,896 influenza vaccine, and 142 RSV (111 antibody and 31 vaccine) doses were administered.

- Vaccine coverage (% of Detroit residents who have received a vaccine) for the 2026-2027 season is at 2.1% for COVID-19, 6.8% for influenza, and 15.5% for RSV antibody among infants 0-7 months old. Of adults 75 and older, 25.8% have ever received an RSV vaccine.
- Visit the Michigan Department of Health and Human Services (MDHHS) Seasonal Respiratory Viruses webpage for more information about respiratory viruses and respiratory vaccine recommendations, and the Detroit Health Department Immunizations page to schedule a vaccination appointment.

3-MONTH TRENDS, BY WEEK-ENDING DATE

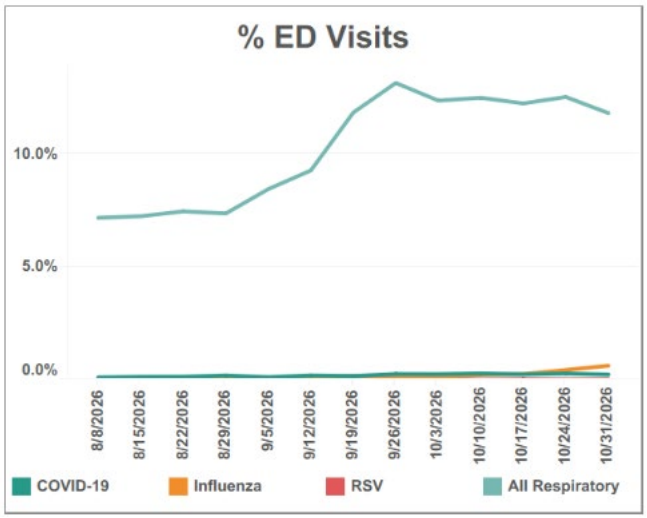

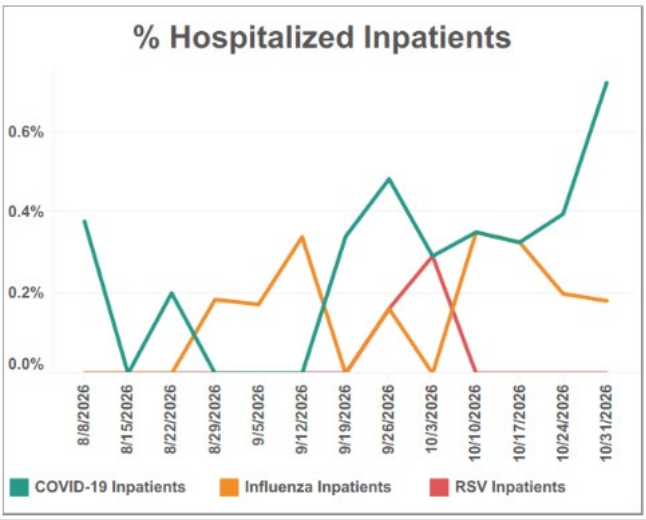

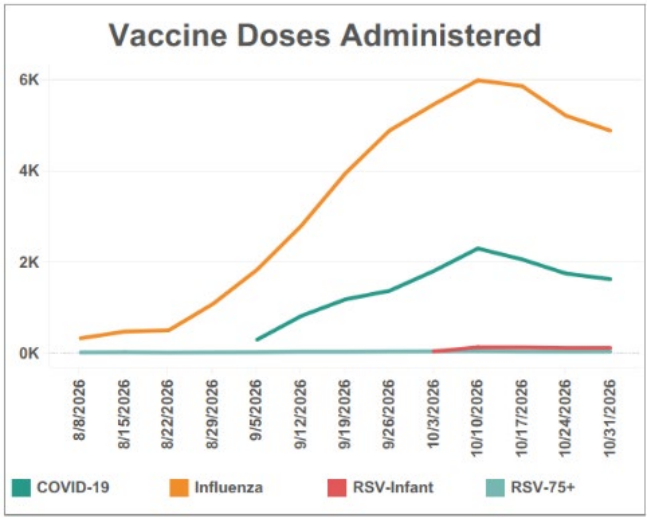

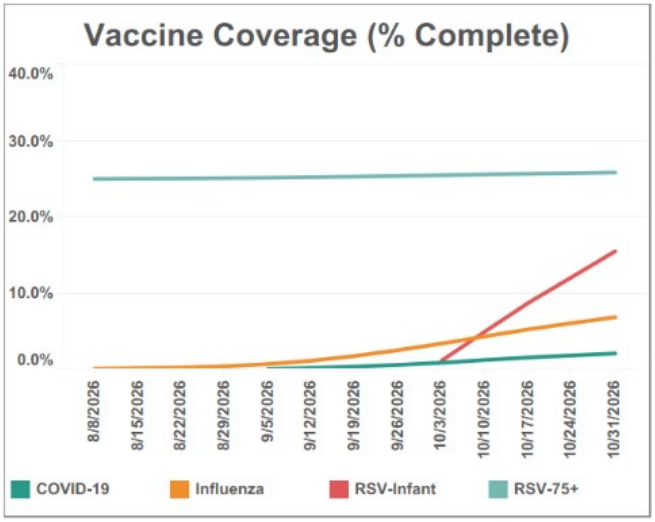

NOTES/RESOURCES

Total numbers in this report for the current 2026-2027 season include data from July 1st, 2026, through the most recent week ending date. Activity levels are calculated by comparing current ED activity to that of the baseline lowest activity periods over the past couple of years (see more about how the levels are calculated here, under “Data Notes”). Overall respiratory illness includes any visits with symptoms associated with specific respiratory infections or general respiratory illness, such as cough, sore throat, congestion, wheezing, croup, bronchitis, pneumonia, shortness of breath, sinus issues, and difficulty breathing. COVID-19, influenza, and RSV visits are classified by their discharge diagnoses.

Data Sources
The information in this report includes data from the Michigan Disease Surveillance System (MDSS), the Michigan Syndromic Surveillance System (MSSS), and the Michigan Care Improvement Registry (MCIR).

Resources
Find more respiratory illness-related data and information on these sites:

- Detroit Health Department Respiratory Virus Dashboard
- Detroit Health Department Epidemiology Dashboard
- MDHHS Respiratory Illness Dashboards
- Centers for Disease Control and prevention (CDC) Respiratory Virus Activity Levels