



Respiratory Virus Weekly Surveillance Report

Updated as of 05/01/26 for the week of Apr. 19 – 25, 2026

All numbers are preliminary and subject to change.

ACTIVITY LEVELS AND PERCENT ED VISITS SUMMARY

Overall Respiratory Illness

LOW

10.12% ▼

COVID-19
VERY LOW

0.06% ▼

Influenza

LOW

0.20% ▼

RSV

LOW

0.16% ▼

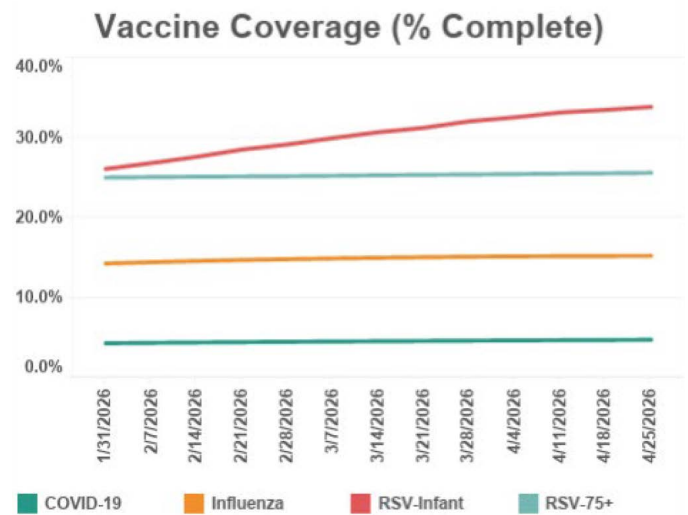
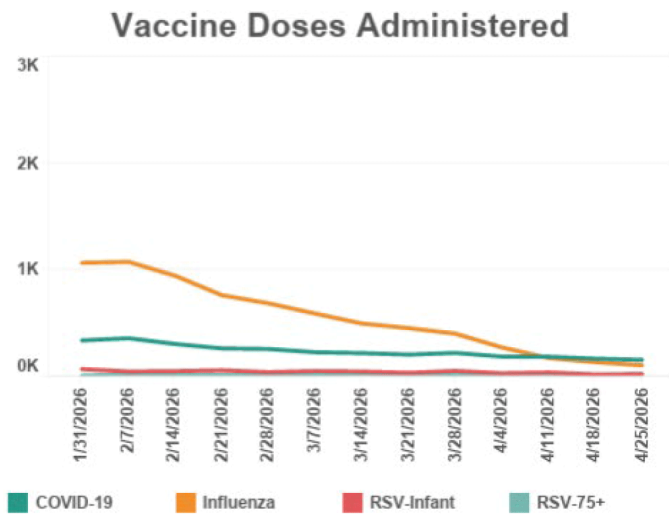
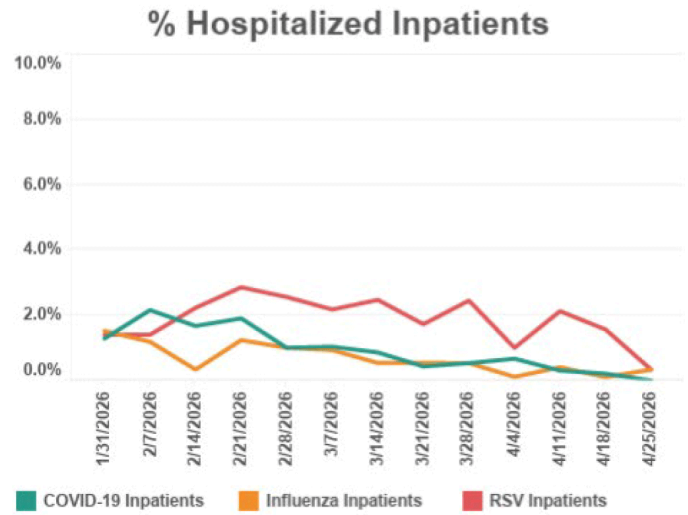
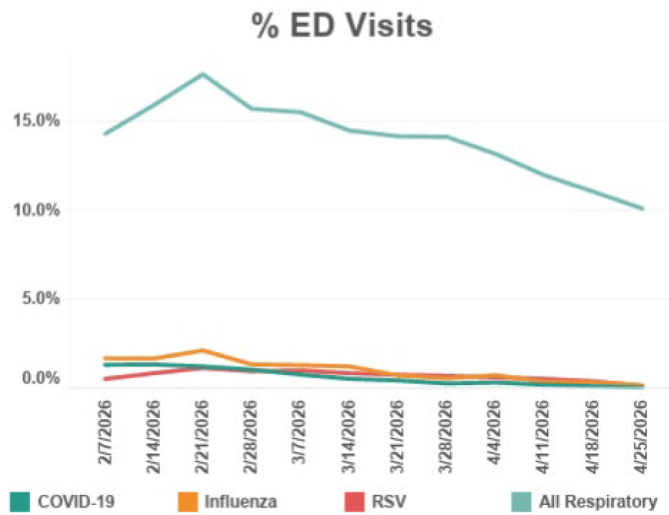
These activity levels are indicators of how much people are visiting Emergency Departments (EDs) with respiratory symptoms or diagnoses. The symbols indicate the direction of change in percent ED visits for each category compared to the previous week, as described further in the section below. See the “Notes/Resources” section for more information.

IN THE PAST WEEK IN THE CITY OF DETROIT:

- The overall respiratory illness activity level has remained **Low**, with Emergency Department (ED) visits identified as having respiratory illness-related symptoms **decreasing** from 11.06% to 10.12%.
 - COVID-19 activity has remained **Very Low**, with the weekly percent of diagnosed ED visits **decreasing** from 0.14% to 0.06%.
 - Influenza activity has remained **Low**, with the weekly percent of diagnosed ED visits **decreasing** from 0.36% to 0.20%.
 - RSV (respiratory syncytial virus) activity has remained **Low**, with the weekly percent of diagnosed ED visits **decreasing** from 0.42% to 0.16%.
- The percent of hospitalized inpatients confirmed positive for COVID-19 has decreased from 0.21% to 0.00%, influenza has increased from 0.10% to 0.33%, and RSV has decreased from 1.56% to 0.33%.
- There have been 0 COVID-19, 0 influenza, and 0 RSV-related deaths recorded in the past week.
 - There have been 15 COVID-19, 0 influenza, and 0 RSV-related deaths reported so far in the 2025-2026 season.
- 158 COVID-19 vaccine, 108 influenza vaccine, and 48 RSV (25 antibody and 23 vaccine) doses were administered.
 - Vaccine coverage (% of Detroit residents who have received a vaccine) for the 2025-2026 season is at 4.7% for COVID-19, 15.2% for influenza, and 33.8% for RSV antibody among infants 0-7 months old. Of adults 75 and older, 25.6% have ever received an RSV vaccine.
 - Visit the Michigan Department of Health and Human Services (MDHHS) [Seasonal Respiratory Viruses](#) webpage for more information about respiratory viruses and 2025-2026 respiratory vaccine recommendations, and the [Detroit Health Department Immunizations](#) page to schedule a vaccination appointment.

Respiratory Virus Weekly Surveillance Report

3-MONTH TRENDS, BY WEEK-ENDING DATE



NOTES/RESOURCES

Total numbers in this report for the current 2025-2026 season include data from October 1st, 2025, through the most recent week ending date. Activity levels are calculated by comparing current ED activity to that of the baseline lowest activity periods over the past couple of years (see more about how the levels are calculated [here](#), under “Data Notes”). Overall respiratory illness includes any visits with symptoms associated with specific respiratory infections or general respiratory illness, such as cough, sore throat, congestion, wheezing, croup, bronchitis, pneumonia, shortness of breath, sinus issues, and difficulty breathing. COVID-19, influenza, and RSV visits are classified by their discharge diagnoses.

Data Sources

The information in this report includes data from the Michigan Disease Surveillance System (MDSS), the Michigan Syndromic Surveillance System (MSSS), and the Michigan Care Improvement Registry (MCIR).

Resources

Find more respiratory illness-related data and information on these sites:

- [Detroit Health Department COVID-19 Dashboard](#)
- [Detroit Health Department Epidemiology Dashboard](#)
- [MDHHS Respiratory Illness Dashboards](#)
- [Centers for Disease Control and prevention \(CDC\) Respiratory Virus Activity Levels](#)