



City of Detroit Respiratory Virus Dashboard



For more information on current trends, click here to see our [Respiratory Virus Weekly Surveillance Reports](#)

Data as of: Apr 11, 2026

Display:

Visit Type

- Emergency Department (ED) Visits
- Hospitalizations

Diagnosis

- COVID-19
- Influenza
- RSV

Season

- 2019-2020
- 2020-2021
- 2021-2022
- 2022-2023
- 2023-2024
- 2024-2025
- 2025-2026

Respiratory Virus

- COVID-19
- Influenza
- RSV

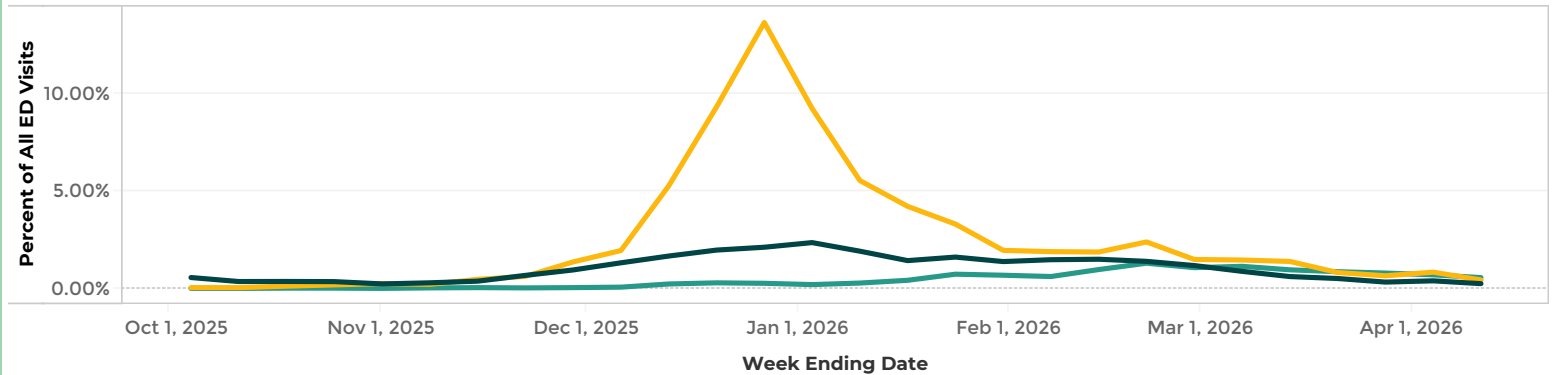
Notes

COVID-19, influenza, and RSV visits are classified by their discharge diagnoses. This page is updated weekly by Friday.

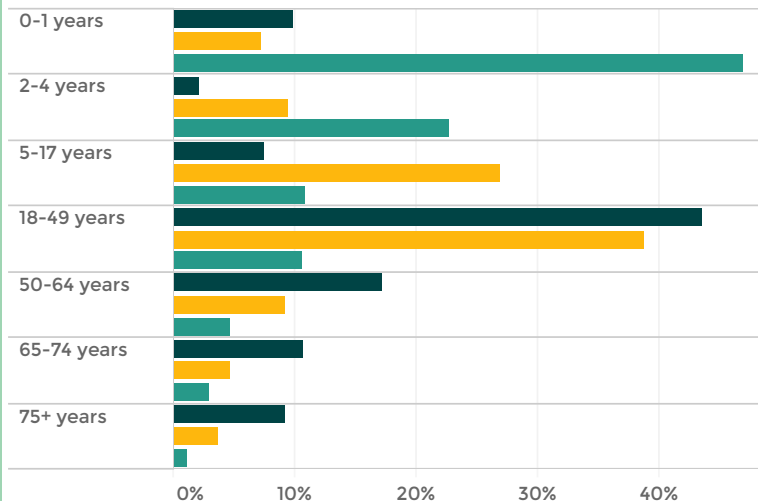
Data Source: Michigan Syndromic Surveillan..

Illness
Immunization

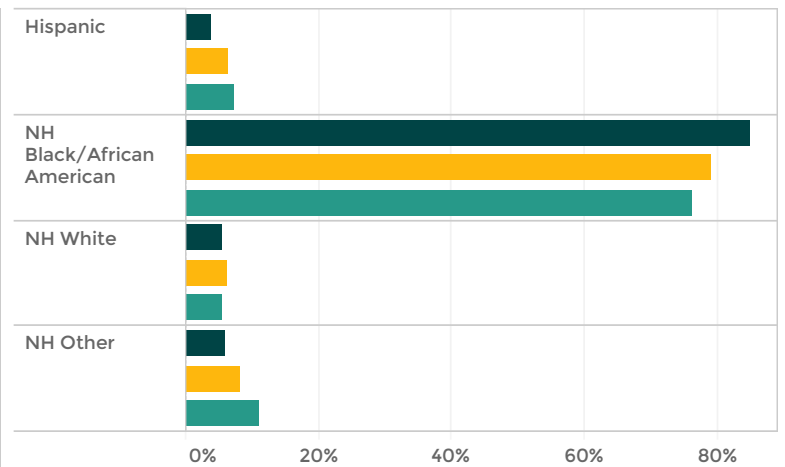
Percent Emergency Department (ED) Visits Diagnosed with Respiratory Illness, by Week



Respiratory Illness Emergency Department (ED) Visits by Age



Respiratory Illness Emergency Department (ED) Visits by Race/Ethnicity



*NH = Non-Hispanic



City of Detroit Respiratory Virus Dashboard



For more information on current trends, click here to see our [Respiratory Virus Weekly Surveillance Reports](#)

Data as of: Apr 11, 2026

Display:

Vaccine Type

- COVID-19
- Influenza
- RSV-Adult Vaccine
- RSV-Infant Antibody

Season

- 2023-2024
- 2024-2025
- 2025-2026

Vaccine Type

- COVID-19
- Influenza
- RSV-Adult Vaccine
- RSV-Infant Antibody

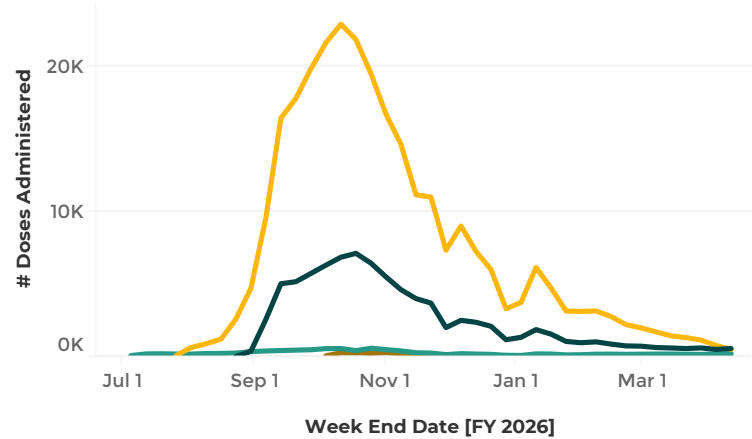
Notes

Coverage is the percent of a population that have completed a vaccine dose or series. Some data may be suppressed due to small numbers (<10). This page is updated weekly by Friday.

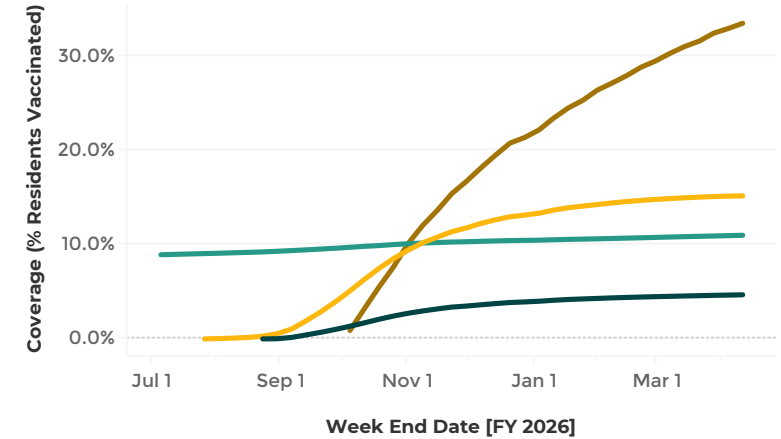
Data Source: Michigan Department of Health and Human Services (MDHHS) Respiratory Disease Reports

Illness
Immunization

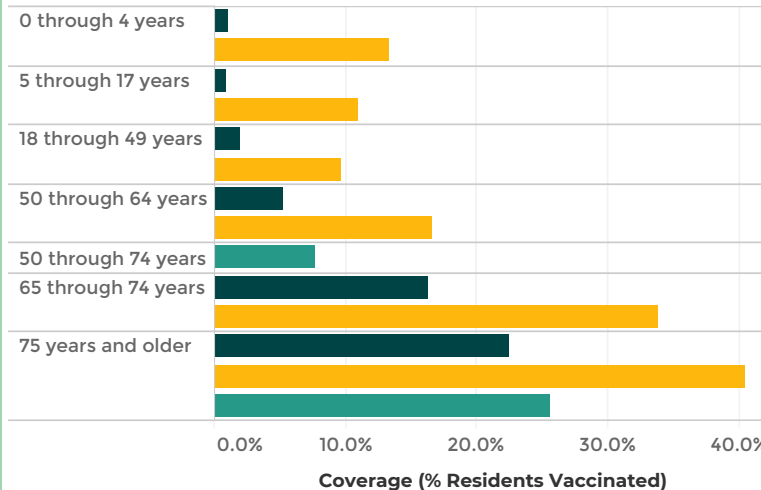
Doses by Week



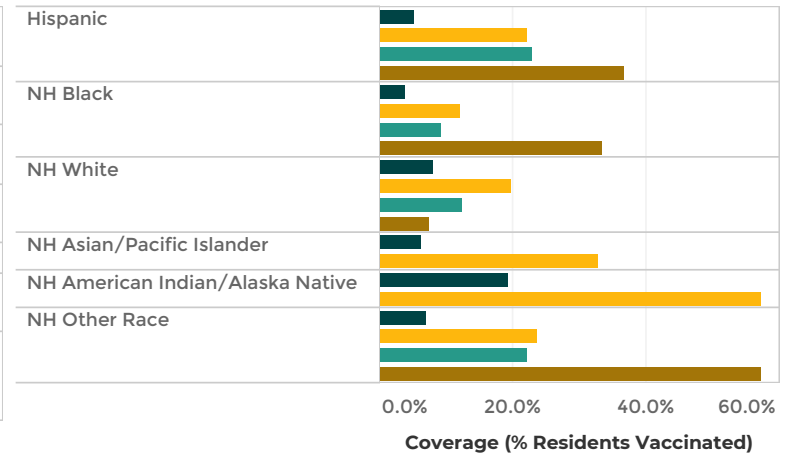
Coverage by Week



Coverage by Age for the 2025-2026 Season



Coverage by Race/Ethnicity for the 2025-2026 Season



*NH = Non-Hispanic