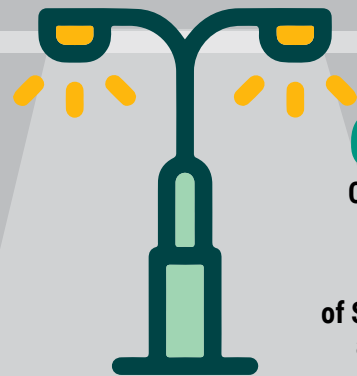


BY THE NUMBERS

What your FY 2025-2026 Budget Supports



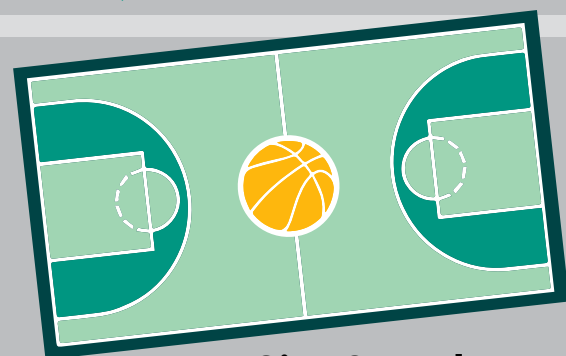
201 Neighborhoods



67,690
City Streetlights

99.5%
of Streetlights working
at any given time

10,938 Speed humps



13 City-Owned
Recreation
Centers



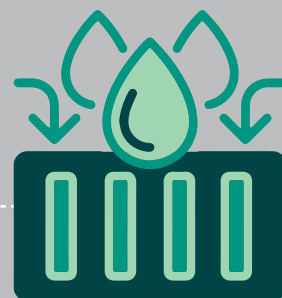
1,171
Firefighters
and EMTs
of all ranks



2,694
Police Officers
of all ranks



690 Bus Drivers
5,100 Bus Stops



16 Green Stormwater
Infrastructure Projects

Over 300
City-Owned
Parks



Over 80
Capital Improvements
at Parks



Over 30
City-Owned
Leisure Sites

Stay current on the City budget: detroitmi.gov/budget



FY 2025-2026

BUDGET IN BRIEF

\$3.0 billion TOTAL

\$1.6 billion GENERAL FUND

11,397 POSITIONS

What is the City of Detroit budget?

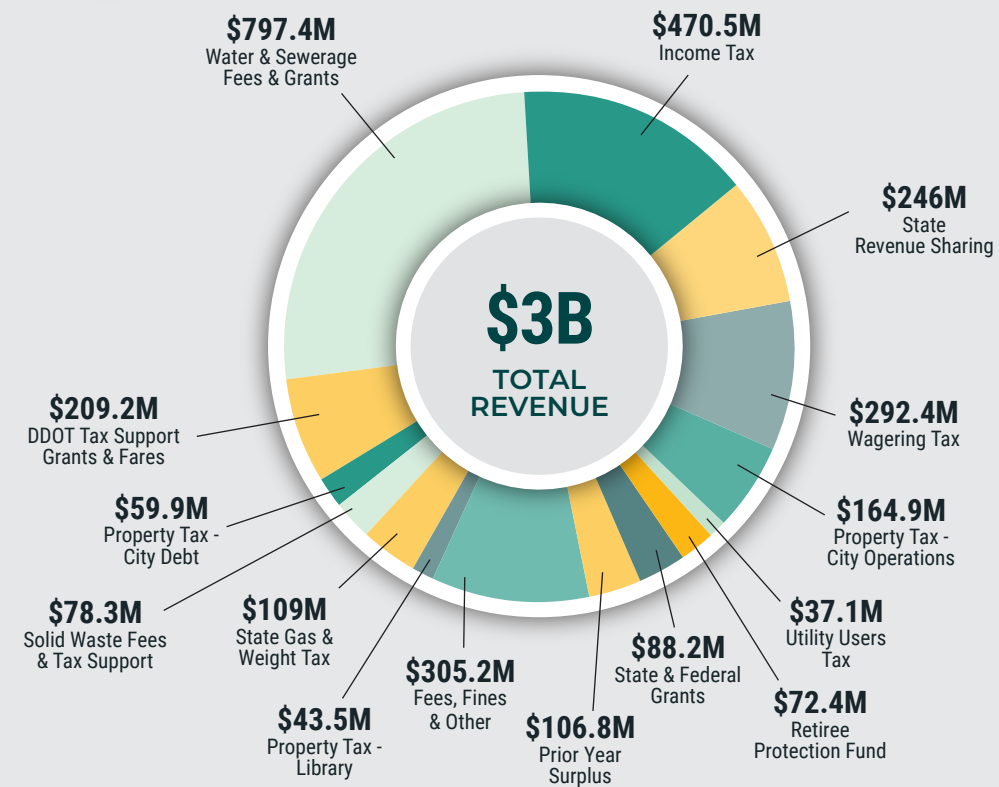
The budget is a plan for how the City will spend money on its activities and services.

This document outlines the following:

- 1 Where does the budget money come from?
- 2 How is the budget money distributed across City departments?
- 3 What key services and initiatives does budget money support?

1

WHERE DOES THE BUDGET MONEY COME FROM?



KEY INSIGHTS ABOUT City Revenues

- The City must have a balanced budget. The money the City budgets to spend must equal the revenues that the City projects for the fiscal year
- Non-General Fund revenue can only be used for specific things. For example, Water & Sewerage revenue is collected and used only by the Water and Sewerage Department
- Other includes revenues such as court fines & fees; parking fines & fees; licenses, permits, & inspections; and emergency medical services fees

DID YOU KNOW?



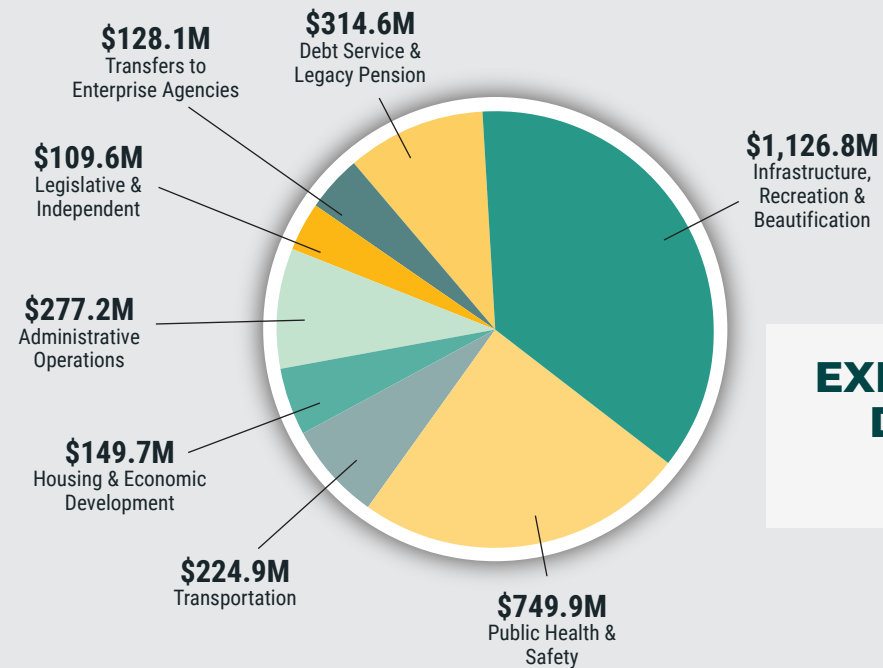
A large portion of the budget supports the City employees that work every day for you!

38% of the budget supports City employees' salaries and benefits.

The budget supports an increase of 249 full-time equivalent (FTE) positions, supporting departments like health, transportation, and housing.

2

HOW IS THE BUDGET MONEY DISTRIBUTED ACROSS CITY DEPARTMENTS?



EXPENDITURES BY DEPARTMENT CATEGORY

PUBLIC HEALTH AND SAFETY

Detroit Police Dept	\$455.4M
Detroit Fire Dept	\$175.1M
Detroit Health Dept	\$55.0M
36th District Court	\$33.3M
Public Lighting Dept / Authority	\$20.7M
General Services Dept – Animal Care & Control	\$7.3M
Non-Departmental	\$3.1M

INFRASTRUCTURE, RECREATION AND BEAUTIFICATION

Sewerage Dept	\$532.1M
Water Dept	\$265.3M
Dept of Public Works	\$172.3M
General Services Dept – Non-Animal Services	\$122.6M
Construction & Demolition Dept	\$33.5M
Non-Departmental	\$1.0M

HOUSING AND ECONOMIC DEVELOPMENT

Housing & Revitalization Dept	\$90.6M
Buildings, Safety, & Engineering Dept	\$40.9M
Civil Rights, Opportunity, & Inclusion	\$8.2M
Planning & Development Dept	\$5.5M
Non-Departmental	\$2.6M
Dept of Appeals & Hearings	\$1.9M

ADMINISTRATIVE OPERATIONS

Non-Departmental	\$95.3M
Office of the Chief Financial Officer	\$68.8M
Dept of Innovation & Technology	\$64.4M
Law Dept	\$21.9M
Human Resources	\$15.7M
Mayor's Office	\$11.1M

TRANSPORTATION

Detroit Dept of Transportation	\$209.2M
Municipal Parking Dept	\$11.2M
Airport	\$4.5M

DEBT AND PENSION

Debt Service & Legacy Pensions	\$314.6M
--------------------------------	----------

LEGISLATIVE AND INDEPENDENT

Detroit Public Library	\$43.5M
Dept of Elections	\$19.2M
City Council	\$19.1M
Non-Departmental	\$13.3M
Office of the Auditor General	\$5.9M
City Clerk	\$3.7M
Office of the Inspector General	\$2.3M
Ombudsperson	\$2.0M
Board of Zoning Appeals	\$0.6M

TRANSFER TO ENTERPRISE AGENCIES

Non-Departmental – Transfers to Enterprise Agencies*	\$128.1M
--	----------

* Represents General Fund money transferred to Airport, DDOT, and the Solid Waste portion of DPW to support their services.

3

WHAT KEY SERVICES AND INITIATIVES ARE SUPPORTED BY BUDGET MONEY?

HIGHLIGHTS OF THE FY 2025-2026 BUDGET

HOUSING & NEIGHBORHOODS

Affordable Housing
\$2.85M to support the affordable housing development and preservation fund

Homelessness Services
\$8.4M to increase support for homelessness prevention programs

Home Repair
\$2M to support continued home repair programming through the next fiscal year

PUBLIC HEALTH & SAFETY

Community Violence Intervention Teams
\$8.4M to expand Neighborhood Police Officers and Crisis Intervention Teams

Fire/EMS Expansion
\$3M to support increased number of firefighters and transition to Emergency Medical Services staff merged role

Rides to Care
\$1.2M to support the Rides to Care program providing transportation for mothers

VIBRANT & BEAUTIFUL CITY

Citywide Cleanup
\$14M to beautify freeways, alleys, and commercial corridors

Blighted Property Removal
\$19.3M to continue operations for demolition of blighted properties

Street Repair
\$20.3M to fund improvements to city street resurfacing, redesign, and repairs

Sidewalks
\$3.2M to fix damaged sidewalks throughout the city

EQUITY & OPPORTUNITY

Increased Transportation Support
\$19.9M to hire more bus drivers, add bus shelters, and improve service

Motor City Match
\$2.5M to provide support for Motor City Match small business program

Office of Disability Affairs
\$1.4M to provide citywide support to members of the disability community

Legacy Entrepreneurs
\$1.1M to provide citywide support for legacy entrepreneurs in marijuana ventures