



# COVID-19 Weekly Summary

## 8 WEEK TRENDS as of 09/24/25

### COVID-19 CASE RATE

The 7-day average rate of new confirmed COVID-19 cases among City of Detroit residents is 22.4 daily cases per million people as of 09/20/25. This has decreased compared to the previous report, when it was reported as 26.8 cases per million people.

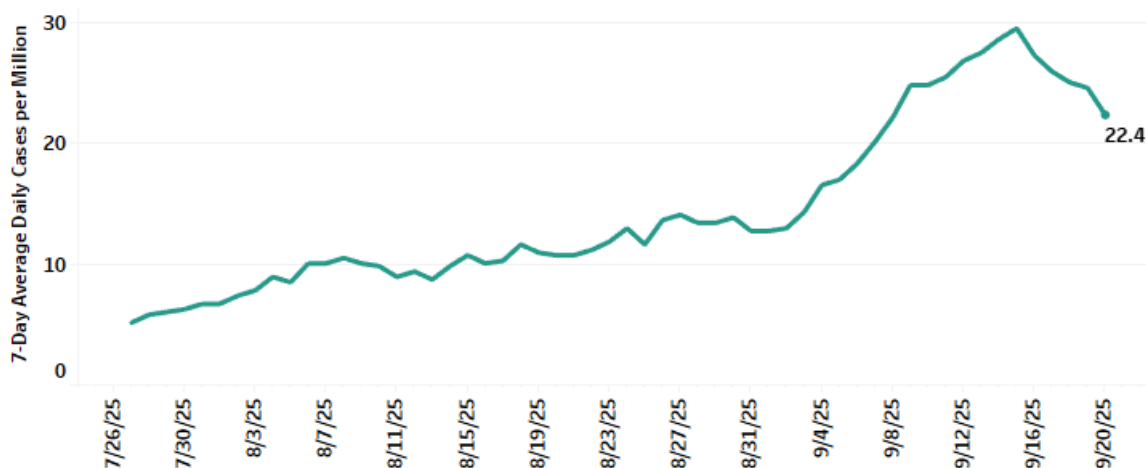


Figure 1: COVID-19 confirmed (daily/1,000,000) cases

Data as of 09/23/2025 from [MDSS](#)

### COVID-19 EMERGENCY DEPARTMENT DIAGNOSES

There are 0.2% of Emergency Department visits in Detroit with diagnosed COVID-19 as of 09/20/2025.

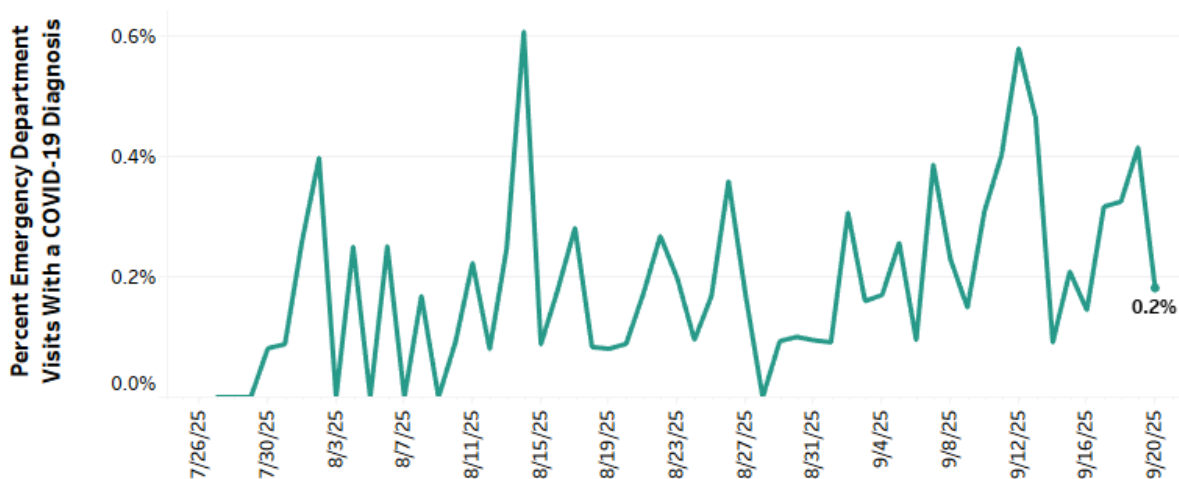


Figure 2: Syndromic Surveillance COVID-19 Diagnoses

Data as of 09/23/2025 from [MSSS](#)

## Detroit Health Department COVID-19 Weekly Summary

### COVID-19 INPATIENT BEDS

There are currently 4 COVID-19 occupied inpatient beds and 1 COVID-19 occupied ICU beds recorded in the city of Detroit.

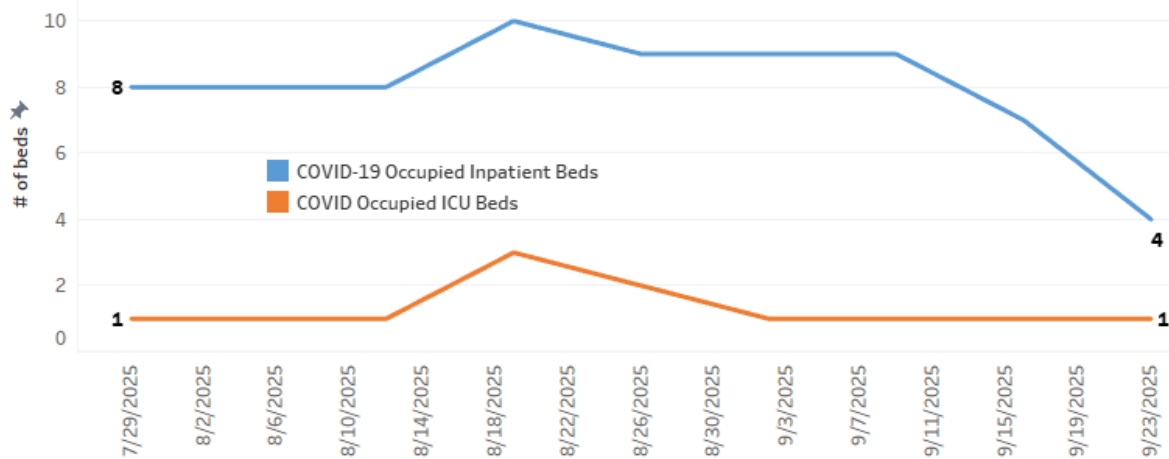


Figure 3: COVID-19 hospital occupancy

Data as of 09/23/2025 from [EMResource](#)