



# COVID-19 Weekly Summary

## 8 WEEK TRENDS as of 08/20/25

### COVID-19 CASE RATE

The 7-day average rate of new confirmed COVID-19 cases among City of Detroit residents is 9.6 daily cases per million people as of 08/16/2025. This has stayed the same compared to the previous report, when it was reported as 9.6 cases per million people.

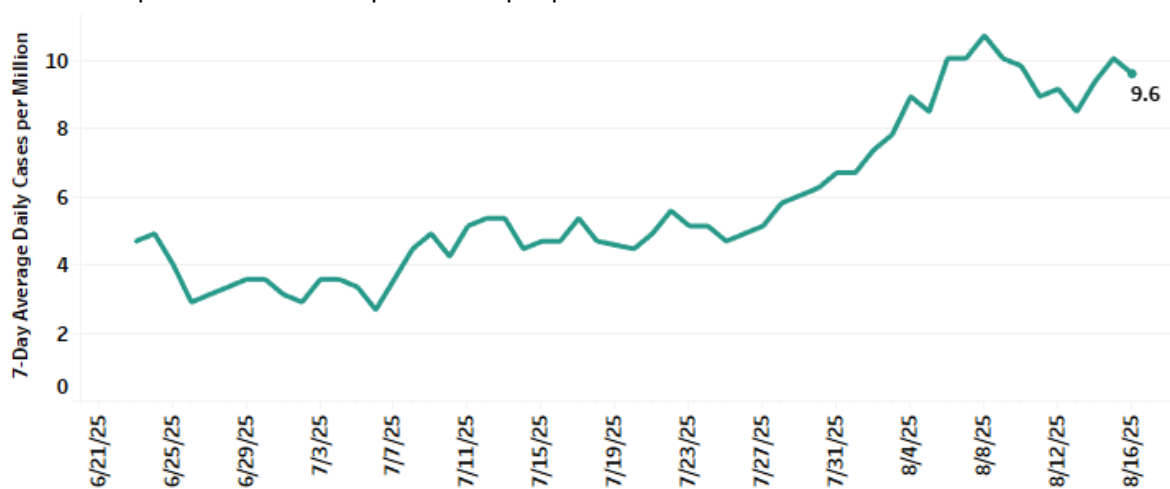


Figure 1: COVID-19 confirmed (daily/1,000,000) cases

Data as of 08/19/2025 from [MDSS](#)

### COVID-19 EMERGENCY DEPARTMENT DIAGNOSES

There are 0.2% of Emergency Department visits in Detroit with diagnosed COVID-19 as of 08/16/2025.

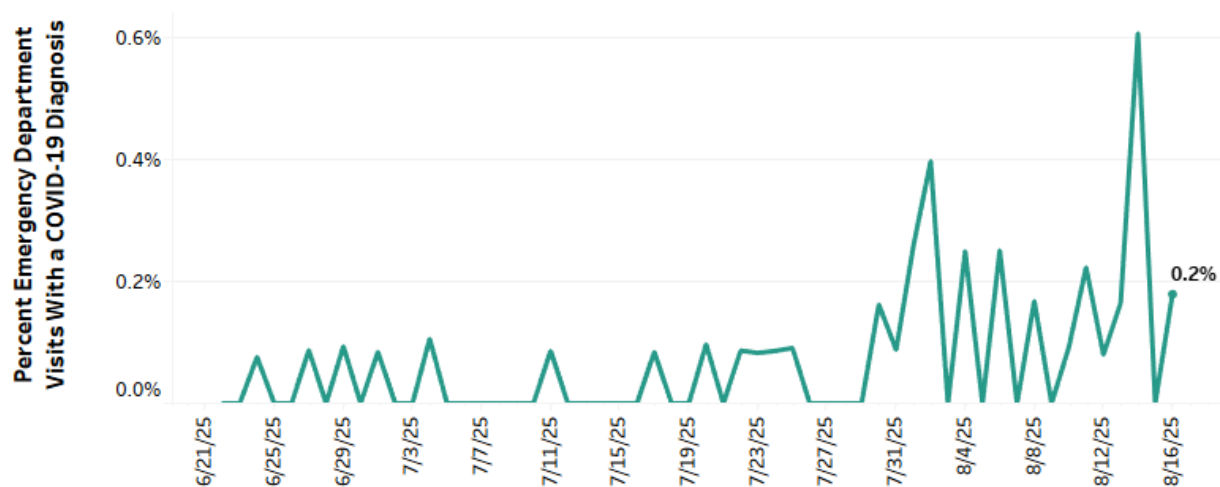


Figure 2: Syndromic Surveillance COVID-19 Diagnoses

Data as of 08/20/2025 from [MSSS](#)

## Detroit Health Department COVID-19 Weekly Summary

### COVID-19 INPATIENT BEDS

There are currently 10 COVID-19 occupied inpatient beds and 3 COVID-19 occupied ICU beds recorded in the city of Detroit.

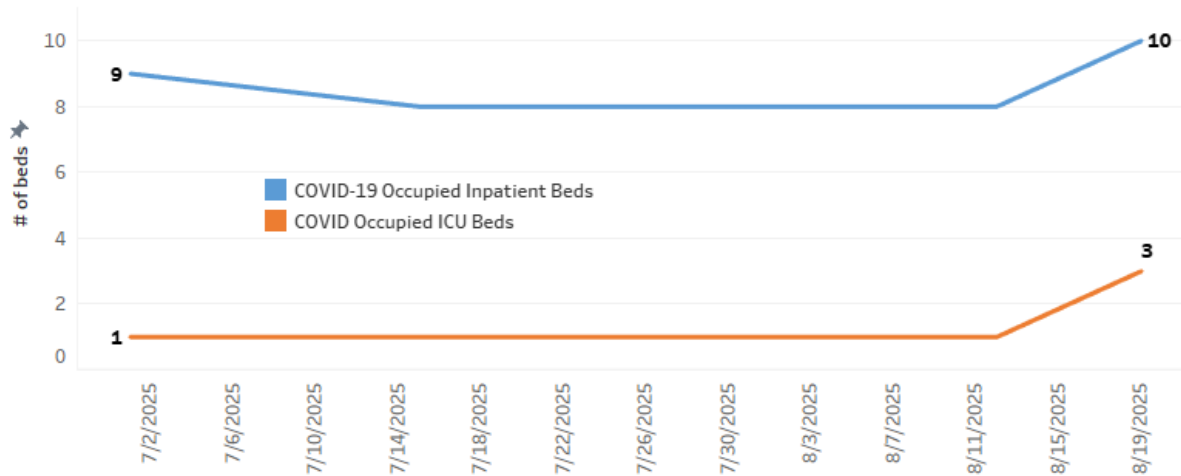


Figure 3: COVID-19 hospital occupancy

Data as of 08/19/2025 from [EMResource](#)