



COVID-19 Weekly Summary

8 WEEK TRENDS as of 08/13/25

COVID-19 CASE RATE

The 7-day average rate of new confirmed COVID-19 cases among City of Detroit residents is 9.6 daily cases per million people as of 08/09/25. This has increased compared to the previous week, when it was reported as 7.2 cases per million people.

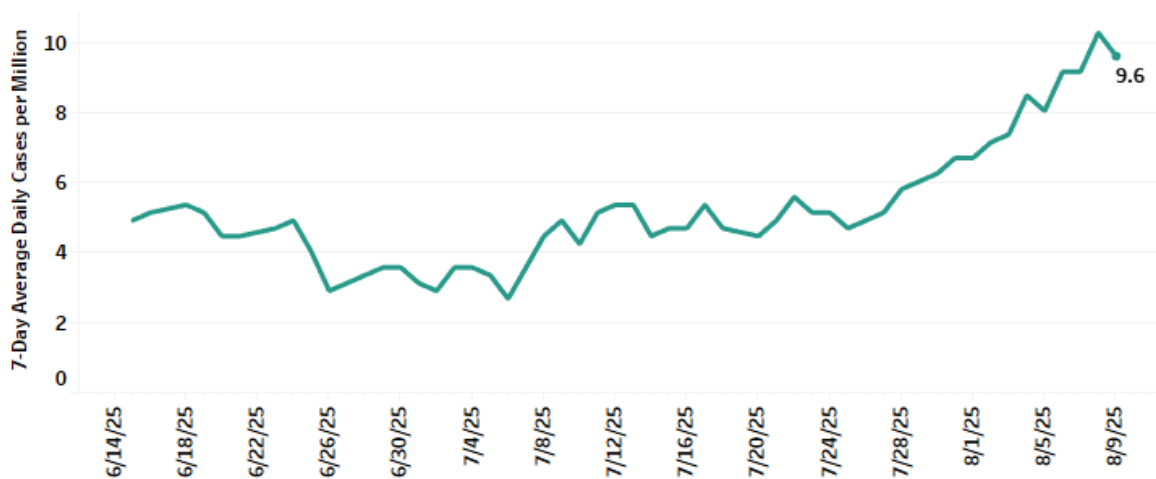


Figure 1: COVID-19 confirmed (daily/1,000,000) cases

Data as of 08/12/2025 from [MDSS](#)

COVID-19 EMERGENCY DEPARTMENT DIAGNOSES

There are 0.0% of Emergency Department visits in Detroit with diagnosed COVID-19 as of 06/09/2025.

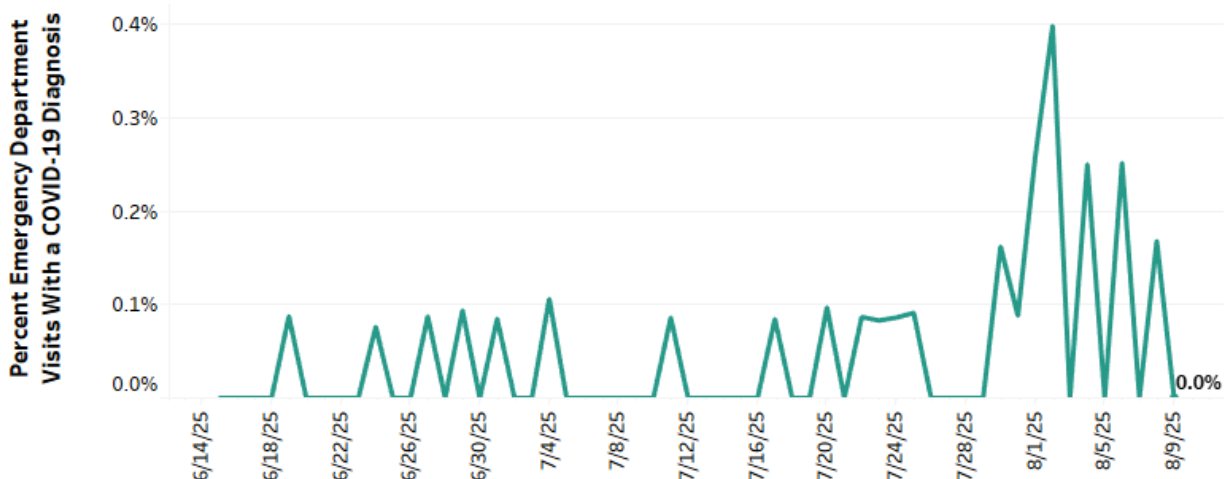


Figure 2: Syndromic Surveillance COVID-19 Diagnoses

Data as of 06/13/2025 from [MSSS](#)

Detroit Health Department COVID-19 Weekly Summary

COVID-19 INPATIENT BEDS

There are currently 8 COVID-19 occupied inpatient beds and 1 COVID-19 occupied ICU beds recorded in the city of Detroit.

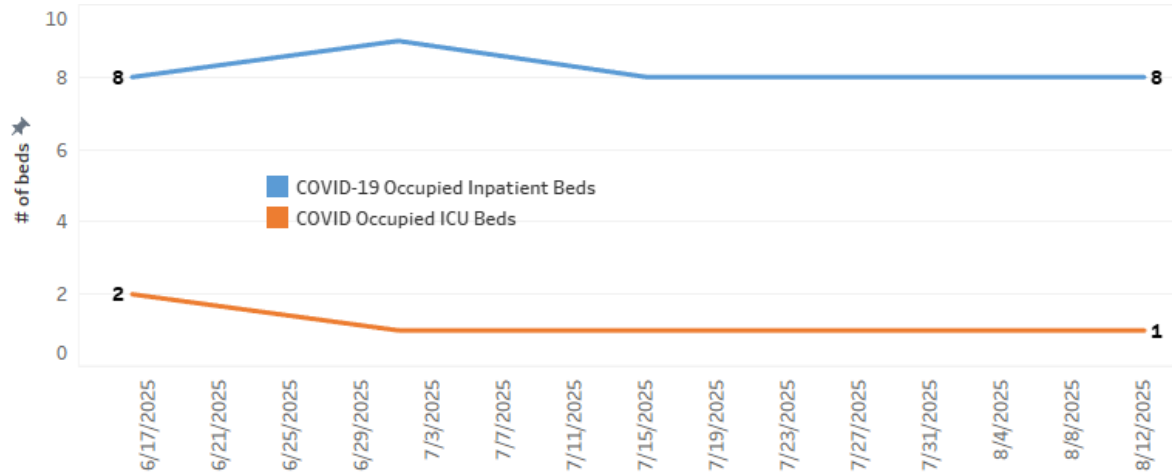


Figure 3: COVID-19 hospital occupancy

Data as of 08/12/2025 from [EMResource](#)