



# **2024 CONSOLIDATED ANNUAL PERFORMANCE AND EVALUATION REPORT (CAPER) (Draft)**

**Julie Schneider, Director  
Housing and Revitalization Department  
Coleman A. Young Municipal Center  
2 Woodward Avenue, Suite 908  
Detroit, MI 48226**

**Mayor, Mike Duggan**

**THIS DOCUMENT CAN BE PROVIDED IN ALTERNATIVE FORMAT & TEXT IF REQUESTED**

## **CR-05 - Goals and Outcomes**

### **Progress the jurisdiction has made in carrying out its strategic plan and its action plan. 91.520(a)**

The City of Detroit continues to progress towards carrying out its portion of the 5<sup>th</sup> year of the 5-year Consolidated Plan strategy and is implementing action plan projects that support it. In the spring of 2021, The American Rescue Plan Act (ARPA) appropriated \$5 billion to help communities provide housing, shelter, and services for people experience homelessness. The City's allocation for the HOME Investment Partnerships Program -American Rescue Plan (HOME-ARP) was \$26,623,380 (includes the revised correction addition of \$39,696). The allocation will address homeless assistance needs by creating affordable housing or non-congregate shelter units and providing tenant-based rental assistance or supportive services. Also from the ARPA funding, the City received \$45 million (\$15 million from the ARPA State allocation) for the Renew Detroit Essential Home Repair Program, a 2-phase home repair program for senior and disabled homeowners.

Congress signed into law in response to the economic fallout of the COVID-19 pandemic, the Coronavirus Aid, Relief, and Economic Security Act, also known as the CARES ACT funds. The City received multiple tranches of funding from the CARES ACT funds for the Community Development Block Grant (CDBG), Emergency Solutions Grant (ESG) and Housing Opportunities for Persons With Aids (HOPWA). The City was able to use these funds mostly for the Homeless, setting up new homeless shelters, Homeless Prevention strategies and provide affordable housing units due to cost overruns and other impediments cause by the pandemic (see accomplishments in the attachment labeled "CDBG-CV1 Other Accomplishments). Also, the City was awarded \$95,228,000 and additional \$346,864,000 in CDBG Disaster Recovery funding to assists with some of the clean-up efforts and rebuilding of the City's neighborhood infrastructure from the results of the June 2021 and August 2023 flooding respectively.

The City will continue to extend housing affordability with existing HOME developers and borrowers. Some of these projects were nearing the end of their respective affordability periods and are no longer able to keep pace with increasing overhead costs to make required repairs. Through efforts of a new Affordable Housing Strategy Plan, the City of Detroit will play a key role in its ability to retain existing residents, attract new residents, and preserve affordable housing in City's new affordable housing strategy plan.

The City continues to implement its major housing rehabilitation programs throughout the city using a loan program and grants to stabilize neighborhoods including in its renewed Neighborhood Revitalization Strategy Areas (NRSA).

Throughout the year, initiatives such as the auction of publicly owned residential properties, the sale of vacant lots and the complete rehabilitation of full apartment buildings.

In partnership with the Detroit Economic Development Corporation, the City's Economic business development will continue efforts in supporting businesses through the Motor City Match/Restore program through the City's general fund. The program has celebrated over nine years of help for new or expanding Detroit neighborhood businesses, leveraging over \$50 million in total new neighborhood business investments, nearly \$5 million in our Neighborhood Revitalization Stabilization Areas (NRSA). In all, over 2,200 entrepreneurs have received some form of assistance and over 80% are minority owned, 71% are women-owned businesses.

Under the Grow Detroit's Young Talent (GDYT), Detroit Employment Solutions Corporation (DESC) has leveraged over \$8.4 million in funding and provided over 8,000 youth job placement and training services. This program will continue to help our youth with job training and experience in the workplace. The program also includes 12 hours of pre-work readiness training and 24 hours of ongoing training, which includes financial literacy. Through partnerships with community-based foundations, DESC provided employers with access to the broadest talent pool in Detroit jobseekers with the widest range of job-related services. The City has invested (from implementation) over \$11 million in funding the Summer Youth Jobs training program in partnership with private businesses and nonprofit organizations. The program is designed to help employ youth in the City's NRSA areas. CDBG funds and the City's General funds were leveraged with a corporate match.

**Comparison of the proposed versus actual outcomes for each outcome measure submitted with the consolidated plan and explain, if applicable, why progress was not made toward meeting goals and objectives. 91.520(g)**

Categories, priority levels, funding sources and amounts, outcomes/objectives, goal outcome indicators, units of measure, targets, actual outcomes/outputs, and percentage completed for each of the grantee's program year goals.

Goal	Category	Source / Amount	Indicator	Unit of Measure	Expected – Strategic Plan	Actual – Strategic Plan	Percent Complete	Expected – Program Year	Actual – Program Year	Percent Complete
Address relocation of displaced residents	Non-Housing Community Development	CDBG: \$	Other	Other	0	2		0	0	0%
Assist special needs (non-homeless) populations	Non-Homeless Special Needs	HOPWA: \$	Housing for People with HIV/AIDS added	Household Housing Unit	1250	1548	98.20%	225	321	128.4%
Blight removal and demolition	Non-Housing Community Development	CDBG: \$	Buildings Demolished	Buildings	150	12	8.0%	1	0	0%
CDBG Housing Rehabilitation Activity Delivery Cost	Affordable Housing	CDBG: \$	Other	Other	0	0		0	0	0%
CDBG Planning and Administration	Affordable Housing Homeless Non-Homeless Special Needs Non-Housing Community Development	CDBG: \$	Other	Other	0	0		0	0	0%

Clean up of Contaminated Sites	Contaminated Sites	CDBG: \$	Other	Other	4	2	50.00%	2	1	50%
Construction of Housing	Affordable Housing	CDBG: \$	Rental units constructed	Household Housing Unit	82	9	11.0%	80	0	0%
Debt Service Reserve	Affordable Housing	CDBG: \$	Rental units constructed	Household Housing Unit	14	0	0.00%	0	0	0%
Econ Dev (Commercial Facade Rehabilitation)	Non-Housing Community Development	CDBG: \$	Facade treatment/business building rehabilitation	Business	50	0	0.00%	0	0	0%
Econ Dev (Creation of Jobs/Small Business Assist.)	Non-Housing Community Development	CDBG: \$	Jobs created/retained	Jobs	150	0	0.00%	0	0	0%
Econ Dev (Creation of Jobs/Small Business Assist.)	Non-Housing Community Development	CDBG: \$	Businesses assisted	Businesses Assisted	150	0	0.00%	1	0	0%
Homeownership Program	Affordable Housing	CDBG: \$	Homeowner Housing Added	Household Housing Unit	750	0	0%	0	0	
Homeownership Program	Affordable Housing	CDBG: \$	Direct Financial Assistance to Homebuyers	Households Assisted	0	17	117%	215	54	25.12%

Increase in Public Facilities and Improvements	Non-Housing Community Development	CDBG: \$ / Strategic Neighborhood Fund: \$	Public Facility or Infrastructure Activities other than Low/Moderate Income Housing Benefit	Persons Assisted	4500	2855	63.44%	100	0	0%
Increase in Public Facilities and Improvements	Non-Housing Community Development	CDBG: \$ / Strategic Neighborhood Fund: \$	Other	Other	0	0			0	0%
Privately Owned Utilities	Affordable Housing	CDBG: \$	Rental units rehabilitated	Household Housing Unit	131	2	1.53%	0	0	0%
Provide interim assistance to address emergency	Interim assistance	CDBG: \$	Other	Other	0	0	0	0	0	0%
Public Services Activities for Citizens of Detroit	Non-Homeless Special Needs Non-Housing Community Development	CDBG: \$	Public service activities other than Low/Moderate Income Housing Benefit	Persons Assisted	122635	59461	48%	34431	38085	111%
Public Services Activities for Citizens of Detroit	Non-Homeless Special Needs Non-Housing Community Development	CDBG: \$	Jobs created/retained	Jobs	0	0		800	540	67.50%

Reduce homeless citizens in City of Detroit	Homeless	CDBG: \$ / ESG: \$ / Continuum of Care: \$	Public Facility or Infrastructure Activities other than Low/Moderate Income Housing Benefit	Persons Assisted	0	373		0	209	
Reduce homeless citizens in City of Detroit	Homeless	CDBG: \$ / ESG: \$ / Continuum of Care: \$	Public service activities other than Low/Moderate Income Housing Benefit	Persons Assisted	0	7899		0	377	
Reduce homeless citizens in City of Detroit	Homeless	CDBG: \$ / ESG: \$ / Continuum of Care: \$	Public service activities for Low/Moderate Income Housing Benefit	Households Assisted	0	231		0	49	
Reduce homeless citizens in City of Detroit	Homeless	CDBG: \$ / ESG: \$ / Continuum of Care: \$	Direct Financial Assistance to Homebuyers	Households Assisted	0	182		0	0	0%
Reduce homeless citizens in City of Detroit	Homeless	CDBG: \$ / ESG: \$ / Continuum of Care: \$	Tenant-based rental assistance / Rapid Rehousing	Households Assisted	15000	49	0.33%	3800	49	1.29%
Reduce homeless citizens in City of Detroit	Homeless	CDBG: \$ / ESG: \$ / Continuum of Care: \$	Homeless Person Overnight Shelter	Persons Assisted	9500	2100	22.11%	3100	1370	44.19%

Reduce homeless citizens in City of Detroit	Homeless	CDBG: \$ / ESG: \$ / Continuum of Care: \$	Overnight/Emergency Shelter/Transitional Housing Beds added	Beds	1205	414	34.36%	390	414	106.15%
Reduce homeless citizens in City of Detroit	Homeless	CDBG: \$ / ESG: \$ / Continuum of Care: \$	Homelessness Prevention	Persons Assisted	9000	3803	42%	3200	422	13%
Reduce homeless citizens in City of Detroit	Homeless	CDBG: \$ / ESG: \$ / Continuum of Care: \$	Other	Other	2575	644	25%	1100	0	0%
Rehabilitation of Existing Affordable Housing	Affordable Housing	CDBG: \$ / HOME: \$	Rental units constructed	Household Housing Unit	400	0	0.00%	215	38	17.67%
Rehabilitation of Existing Affordable Housing	Affordable Housing	CDBG: \$ / HOME: \$	Rental units rehabilitated	Household Housing Unit	2000	291	14.55%	250	81	32.40%
Rehabilitation of Existing Affordable Housing	Affordable Housing	CDBG: \$ / HOME: \$	Homeowner Housing Added	Household Housing Unit	250	0	0.00%			
Rehabilitation of Existing Affordable Housing	Affordable Housing	CDBG: \$ / HOME: \$	Homeowner Housing Rehabilitated	Household Housing Unit	2000	769	38.45%	285	245	85.96%



Rehabilitation of Existing Affordable Housing	Affordable Housing	CDBG: \$ / HOME: \$	Other	Other	250	0	0.00%			
Residential Historic Preservation	Historical residential preservation	CDBG: \$	Other	Other	0	0				
Section 108 Repayment	Affordable Housing Non-Housing Community Development	CDBG: \$	Businesses assisted	Businesses Assisted	11	4	36.36%	4	0	
Section 108 Repayment	Affordable Housing Non-Housing Community Development	CDBG: \$	Other	Other	0	0		0	0	
Sustain Infrastructure and Public Improvements	Non-Housing Community Development	CDBG: \$	Public Facility or Infrastructure Activities other than Low/Moderate Income Housing Benefit	Persons Assisted	4500	351	7.80%	1	0	

**Table 1 - Accomplishments – Program Year & Strategic Plan to Date**

**Assess how the jurisdiction's use of funds, particularly CDBG, addresses the priorities and specific objectives identified in the plan, giving special attention to the highest priority activities identified.**

The Community Development Block Grant (CDBG) program is a principal revenue source for the City to address the needs of low, and low-moderate income citizens and neighborhoods. Our Five Year Goals for housing and housing rehab, public services, and development activities were designed to address the overwhelming need in the City of Detroit. The goals set in 2020-2024 needed resetting due to the focus on the CARES Act funding. The CARES ACT funding, while addressing the pandemic, took precedence in shifting efforts in implementing priority needs to the citizens of Detroit. It also may have skewed the numbers a bit due to the CV funds were part of the 2015-2019 Consolidated plan goals. In many instances the needs within the City of Detroit are far greater than the available resources. Our overall priority was to help low and moderate income Detroiters experiencing economic crisis due to the Coronavirus, inflation and catastrophic flooding in some areas around city. However, the city will continue providing services for access housing, rehab housing public service and the economic opportunities afforded to all citizens city-wide. The following are the priority categories funding objectives:

- Due to the overwhelming demand and while having the oldest stock of housing in the country, it is necessary to provide greater attention to housing rehabilitation as our highest priority. These housing priorities includes 0% interest loans, including our NRSA designation targeted areas and our Conventional/Emergency Home Repair for seniors.
- Demolition is also a high priority, however, the city has focus on using General Fund dollars and other non-CDBG funding sources on large commercial buildings and residential structures.
- Economic Development priorities include: Direct financial assistance for small businesses, technical assistance, and other economic development activities to businesses from our Motor City Match/Restore general fund leverage programs
- Public Service priorities include the following services: Homeless, disabled, transportation, substance abuse, employment and training (including the 5 NRSA's), elderly, health and youth education.
- Public Facility Rehabilitation priorities include: Neighborhood facilities, park/recreation, youth, senior and health facilities.

## CR-10 - Racial and Ethnic composition of families assisted

Describe the families assisted (including the racial and ethnic status of families assisted).

91.520(a)

	CDBG	HOME	HOPWA
<b>RACE:</b>			
<b>White</b>	<b>6867</b>	<b>2</b>	<b>12</b>
<b>Black or African American</b>	<b>85,072</b>	<b>57</b>	<b>334</b>
<b>Asian</b>	<b>589</b>	<b>0</b>	<b>1</b>
<b>American Indian or American Native</b>	<b>401</b>	<b>0</b>	<b>0</b>
<b>Native Hawaiian or Other Pacific Islander</b>	<b>392</b>	<b>0</b>	<b>6</b>
<b>Total</b>	<b>93,321</b>	<b>59</b>	<b>353</b>
<b>Ethnicity:</b>			
<b>Hispanic</b>	<b>4,022</b>	<b>0</b>	<b>4</b>
<b>Not Hispanic</b>	<b>0</b>	<b>0</b>	<b>0</b>

Table 2 – Table of assistance to racial and ethnic populations by source of funds

Describe the clients assisted (including the racial and/or ethnicity of clients assisted with ESG)

	HESG
American Indian, Alaska Native, or Indigenous	4
Asian or Asian American	0
Black, African American, or African	292
Hispanic/Latina/e/o	9
Middle Eastern or North African	0
Native Hawaiian or Pacific Islander	0
White	38
Multiracial	0
Client doesn't know	0
Client prefers not to answer	0
Data not collected	0
<b>Total</b>	<b>343</b>

## **Narrative**

CDBG-CV Program Racial and Ethnic Accomplishments: A total of 994 persons were served during fiscal year 2024-25. This will include the following racial breakdown: White - 49; Black or African American – 868; Asian – 3; American Indian or American Native – 0; Native Hawaiian or Other Pacific Islander - 0; Black/African American & White - 1; Amer. Indian/Alaskan Native & Black/African Amer. - 1; Other multi-racial - 72; Ethnicity: Hispanic - 37

ESG-CV Program Racial and Ethnic Accomplishments: See SAGE-CV report

DRAFT

## CR-15 - Resources and Investments 91.520(a)

### Identify the resources made available

Source of Funds	Source	Resources Made Available	Amount Expended During Program Year
CDBG	public - federal	34,059,210	42,257,180
HOME	public - federal	14,089,465	9,534,273
HOPWA	public - federal	3,593,290	4,224,356
ESG	public - federal	2,990,945	3,035,613
Continuum of Care	public - federal	32,035,919	N/A
Other	private	195,000,000	N/A

Table 3 - Resources Made Available

### Narrative

The 2024 CDBG allocation was \$34,059,210. The amount expended for 2024 was \$42,257,180. The expended amount includes prior year awards as well, to expedite spending to meet the annual 1.5 spending requirement. The 2024 HOME allocation including expected program income was \$14,089,465. The amount expended for 2024 was \$9,534,273. The Fiscal Year 202425 expenditure includes prior year awards for multi-year HOME projects. The 2024 HOPWA allocation was \$3,593,290. The amount expended for 2024 was \$4,224,356. The 2024 ESG allocation was \$2,990,945. The amount expended for 2024 was \$3,035,613.

The 2019 CDBG CV1/CV from the CARES Act Funds was \$24,890,888.00. The amount expended for 2024 was \$2,617,694 (cumulative total of \$21,668,857 spent).

### Identify the geographic distribution and location of investments

Target Area	Planned Percentage of Allocation	Actual Percentage of Allocation	Narrative Description
City-Wide	89	90	City-Wide
NRSA Areas	10	9	NRSA 1 thru 5
Slums and Blight Designation	1	1	HUD approved Slum and Blight Areas

Table 4 – Identify the geographic distribution and location of investments

## Narrative

The Housing & Revitalization Department plays a vital role in pursuing and supporting neighborhood investment. Through Neighborhood Revitalization Strategy Areas (NRSA), the City of Detroit uses CDBG funds to address economic development and housing needs in designated neighborhoods. The City of Detroit NRSA plan seeks to focus investment in five areas, leveraging partnerships to implement initiatives around five goals: 1) stabilize neighborhoods; 2) support small businesses; 3) create jobs; 4) create summer youth employment; and 5) build wealth. The following is a description of the five NRSAs within the City of Detroit:

**NRSA 1** - Located between Jefferson Avenue and the Detroit River on the far-east side of Detroit. NRSA1 has a large number of vacant housing and vacant parcels that threatens stability. This NRSA has neighborhoods such as West Village, Jefferson Village, Jefferson-Chalmers and Marina district. **NRSA 2** - Located on the City's Northeast side. NRSA2 have high levels of mortgage foreclosure that has led to an increase of abandonment and tax foreclosure. This NRSA have neighborhoods such as, Osborn, City Airport, Morning Side, Regent Park, East English Village, and East Warren Avenue commercial area. **NRSA 3** - Located in the Southwest Detroit target area. NRSA3 have a strong resident Hispanic community that is significantly investing in the housing market as well as the commercial district. The historic neighborhoods included in NRSA3 are Corktown, Hubbard Farms, and Woodbridge. Other neighbors are Springwells Village, and Mexicantown. The NRSA3 commercial districts include Vernor Highway and Michigan Avenue. **NRSA 4** - Located within several historic neighborhoods such as the Boston Edison District, New Center and Arden Park. It also has neighborhoods including Hope Village, Dexter-Linwood, and Northend that have high vacancy rates, a concentration of City owned properties and significant tax and mortgage foreclosures. NRSA4 contains commercial districts, such as, McNichols and New Center. The McNichols commercial corridor is characterized by low-density service related business. **NRSA 5** - Located on the Northwest side of Detroit. This NRSA includes areas surrounding the historic neighborhood of Grandmont-Rosedale, and Brightmoor neighborhood. There is a significant decline in population in the Brightmoor community. This NRSA area is surrounded by distressed housing markets with a considerable amount of publicly-owned parcels and tax foreclosures.

Given the significant increase in private sector investments and public private sector collaboration in LMI neighborhoods, a renewal of the NRSA designation was needed to continue benefiting community residents in the redefined designated areas (see NRSA accomplishments chart in the appendix).

**Slum and Blight Area: Zero Percent Home Repair Loan Program:** The Detroit 0% Interest Home Repair Loan Program is designed to help homeowners address health and safety issues, complete home repairs or improvements, and eliminate blight. Low-moderate income Detroit homeowners can qualify based on income or if living in an eligible slum and blight, or NRSA designated area. The homeowners pay back only what they borrow.

## Leveraging

**Explain how federal funds leveraged additional resources (private, state and local funds), including a description of how matching requirements were satisfied, as well as how any publicly owned land or property located within the jurisdiction that were used to address the needs identified in the plan.**

The following additional leveraging resources enables the City to complete projects that will revitalize neighborhoods, expand affordable housing opportunities, to improve community facilities and public services.

**(HOME) Low Income Housing Tax Credit Program (LIHTC):** The LIHTC program is an investment program to increase and preserve affordable rental housing by providing tax incentives to investors to be used towards taxable income.

The following multi-family housing projects, that include HOME or HOME-ARP funding, were awarded annual tax credits from the Michigan State Housing Development Authority 9% LIHTC program during the City of Detroit's Fiscal Year of July 1, 2024 – June 30, 2025: **900 Tuscola Street** is a new construction project that received an annual award of \$1,300,000 of LIHTCs that will provide approximately \$11.3 Million of investor funding for the project that will create 67 affordable units. **Cabot Apartments** will rehabilitate an existing vacant building to provide 84 affordable units including 30 permanent supportive housing units received an annual award of \$1,295,861 of LIHTCs that will provide the project approximately \$11.3 Million of investor funding. The **North Corktown** new construction project that will create 49 units of affordable housing received an annual award of \$1,189,900 of LIHTCs that will provide approximately \$10.4 Million of investor funding. The **Elmtree & Ewald** project that will rehabilitate existing multifamily buildings to preserve 67 units of affordable housing received an annual award of \$700,000 LIHTCs that will provide the project approximately \$6 Million of investor funding. The **Jefferson Avenue Apartments** new construction project that will create 52 units of affordable housing received an annual award of \$1,650,000 of LIHTCs that will provide approximately \$14.4 Million of investor funding. The **Volunteers of America St Mary** adaptive reuse and historic preservation project that will provide 61 affordable permanent supportive housing units received an annual award of \$1,650,000 LIHTCs that will provide approximately \$14.4 Million of investor funding. The **Russell Woods** project will rehabilitate an existing vacant building to provide 77 units of affordable senior housing and a component of this project received an annual award of \$1,037,600 of LIHTCs that will provide approximately \$9.2 Million of investor funding.

There are six projects that received conditional awards of City of Detroit HOME or HOME-ARP funds during the City of Detroit's Fiscal Year of July 1, 2024 – June 30, 2025 that will be using 4% LIHTCs awarded from the Michigan State Housing Development Authority (MSHDA). The **Orchestra Tower** project that will preserve and rehabilitate 248 units of existing affordable will receive an annual award of approximately \$2.171 Million of LIHTCs that will provide the project approximately \$18.7 Million of investor equity. The **Holcomb School** project that is an adaptive reuse project that will provide 23 units

of affordable housing will receive an annual award of approximately \$450 Thousand of LIHTCs that will provide the project with approximately \$4.5 Million of investor equity. The **Russell Woods** project mentioned above that received 9% LIHTCs also has a component that will receive an annual award of approximately \$571 Thousand of 4% LIHTCs that will provide the project with approximately \$4.8 Million of additional investor equity. The Russell woods project is also using a MSHDA 4% LIHTC loan/gap funding program for construction and permanent financing and receiving approximately \$2 Million of gap funding from MSHDA. The **Buersmeyer Manor** project that will rehabilitate and preserve 35 units of affordable housing with 23 permanent supportive housing units will receive an annual award of approximately \$531 Thousand of LIHTCs that will provide the project approximately \$4.5 Million of investor equity. The Buersmeyer Manor project is also using the MSHDA 4% LIHTC loan/gap funding program for construction and permanent financing and receiving approximately \$3.1 Million of gap funding from MSHDA. The **Minock Park Place** project that will construct 42 units of new affordable housing units will receive an annual award of approximately \$847 Thousand of LIHTCs that will provide the project approximately \$7.4 Million of investor equity. The Minock Park Place project is also using the MSHDA 4% LIHTC loan/gap funding program for construction and permanent financing and receiving approximately \$1.25 Million of gap funding from MSHDA. The **Sanctuary at Brewster** project that will construct 52 units of permanent supportive housing will receive an annual award of approximately \$943 Thousand of LIHTCs that will provide the project with approximately \$8.3 Million of investor equity. The Sanctuary at Brewster project is also using a MSHDA 4% LIHTC Permanent Supportive Housing loan/gap funding program for construction and permanent financing and receiving approximately \$6.25 Million of gap funding from MSHDA.

**(HOME) Section 108 Loan Program:** Section 108 is the loan guarantee provision of the Community Development Block Grant (CDBG) program. The Section 108 loan guarantee program allows local government to transform a small portion of their CDBG funds into federally guaranteed loans large enough to pursue transformational revitalization projects.

At the end of the City of Detroit's Fiscal Year 2019-2020 and through the City's Fiscal Year 2024-2025, the City of Detroit used proceeds from the Section 108, HOME and CDBG programs, leveraged with other sources of debt and equity, to close on the construction financing of Sugar Hill, a \$37,289,950 mixed-use and mixed income project with 68 multi-family units, 11,800 square feet of ground floor retail and a 160-space parking structure. The Section 108 proceeds, in the amount of \$6,696,930, were reprogrammed to the project as part of a \$20,065,750 leverage loan with other non-city sources. The Section 108 proceeds, in the amount of \$6,696,930 were fully drawn down in June 2020. The amount of the City of Detroit HOME Loan is \$2,000,000 which was fully drawn down as of Fiscal Year end 2023-2024. The project was also awarded \$1,910,000 in CDBG and \$500,000 in CDBG-CV. Construction of the Sugar Hill project has been completed and the project was completed in the IDIS system in the 2023-2024 fiscal year.

**(HOME) Project Based Vouchers:** During FY 2024-25, the City has the following 19 projects that are in various stages of construction that have received an allocation of HOME, HOME-ARP, CNI, CDBG, or CDBG-CV program funds that include state and federal project based vouchers: Ruth Ellis Center,



Marwood Apartments, Brush & Watson - Beaubien, Rev Dr Jim Holley Residences, Mack/Alter, MLK on 2<sup>nd</sup>, Left Field, La Joya Gardens, AFG Miller Grove, 5800 Michigan Avenue, Anchor at Mariners Inn, Brush & Watson - Brush, 7850 E Jefferson, Meyer Senior, Preserve on Ash I, Benjamin O Davis Veterans, Hubbard Farms Apartments, CCSEM St. Mathew, and 60 Harper. The City also has the following additional 18 projects that have received HOME, HOME-ARP, CNI, CDBG, or CDBG-DR awards in its affordable housing and revitalization pipeline that are slated to close in the 2024-2025 fiscal year that include state and federal project based vouchers: GenesisHOPE, Preserve on Ash III, West of 10<sup>th</sup>, Trumbull, Bagley Townhomes and Flats, 4401 Rosa Parks, 2295 W. Grand Blvd., Martin Gardens, Cabot Apartments, North Corktown Apartments, Russell Woods, 900 Tuscola, Orchestra Tower, Buersmeyer Manor, Sanctuary at Brewster, Elmtree & Ewald, Jefferson Avenue, and VOA St. Mary.

**HOME** - The HOME program requires a 25% local match of funds that are expended on affordable housing. Currently, the City of Detroit does not have a matching requirement for the HOME program. For Fiscal Year 2023-2024, the City of Detroit met the HUD criteria for severe fiscal distress. The City of Detroit match requirement was reduced by 100%.

**(HOME & HOME-ARP) Historic Tax Credit** - The Federal Historic Tax Credit incentives are available to stimulate private investment in the rehabilitation of historic structures. Historic property owners may receive a 20% tax credit that is available for properties rehabilitated for commercial, industrial, agricultural, or rental residential purposes, but it is not available for properties used exclusively as the owner private residence. During FY 2024-25, the Marwood Apartments, 150 Bagley, Grandmont Rosedale Park II, Hubbard Farms Apartments, and CCSEM St Matthews projects which received an award of HOME or CDBG funds and also include historic tax credit equity were completed or were under construction. The City's affordable housing and revitalization pipeline also includes the Henry Street Redevelopment, Martin Gardens, Holcomb School, and the VOA St Mary projects that are expected to close by the end of the 2024-2025 fiscal year that have received a HOME or HOME-ARP award and also include historic tax credit equity.

**American Rescue Plan Act of 2021 Funds (ARPA) through the U.S. Treasury Department** – The City of Detroit received funding from the United States Department of the Treasury pursuant to the Coronavirus State and Local Fiscal Recovery Fund under CFDA 21.027, under Section 602 and 603 of Title VI the Social Security Act, as amended by Section 9901 of the American Rescue Plan Act of 2021 (“ARPA”) (Subtitle M of Title IX of Public Law 117-2). The City has allocated a portion of these funds to provide funding for increasing affordable housing supply as allowed under the relevant Treasury guidance, interim and final rules. The funds may be used at the discretion of the city to supplement affordable housing projects that meet the ARPA program requirements. During fiscal year 2023-2024, the MLK on 2<sup>nd</sup>, Grandmont Rosedale Park II, Alternative for Girls Miller Grove, 5800 Michigan Avenue, Anchor at Mariners Inn, 7850 E Jefferson, Preserve on Ash I, Merrill Place II, Benjamin O Davis Veterans, Hubbard Farms Apartments, Orchard Village, CCSEM St. Mathew, and 60 Harper projects which received an award of HOME, HOME-ARP, CNI, CDBG, or CDBG-CV funds and also include ARPA funds were under construction. The City's affordable housing and revitalization pipeline also includes the Henry Street Redevelopment and Minock Park Place projects that have also received an award of HOME funds and also include ARPA funding.

**Affordable Housing Development and Preservation Fund (AHD&PF)** - The City of Detroit dedicates annually at least 40% of net receipts of all city-owned commercial property sales to the Affordable Housing Development and Preservation Fund. The funds are to be used to create and preserve affordable homes for households with incomes up to 50%, with a directive that not less than 70% of the funding serves households at or below 30% AMI. These funds may be used to supplement affordable housing projects that meet the AHD&PF requirements. During fiscal year 2024-25, the Brush & Watson – Beaubien, La Joya Gardens, Brush & Watson – Brush, Hubbard Farms Apartments, and CCSEM St Matthews projects which received an award of HOME funds and also include AHD&PF funds were under construction.

**Leverage Summary** – The City of Detroit works to leverage its HOME, HOME-ARP, CNI, CDBG, CDBG-DR, and CDBG-CV funds by utilizing the sources described above along with other debt financing, grant, and local funding sources to develop affordable housing units.

There are currently 24 projects under construction with total development costs of \$462.9 Million that include a total of \$35.9 Million of HOME, HOME-ARP, CNI, NSP, CDBG, and CDBG-CV funds that will provide 969 units of affordable housing. These projects leverage other funding totaling \$427 Million that is provided by the sources described above, debt financing, grant, and local funding sources. These projects also leverage rental assistance vouchers for 456 of the units.

There are 24 additional projects currently in the City of Detroit’s affordable housing multifamily pipeline with total development costs of \$477.4 Million that include a total of \$70.6 Million of HOME, HOME-ARP, CNI, CDBG, and CDBG-DR funds that will provide 1,419 affordable units. These projects leverage other funding totaling \$406.8 Million. These projects also leverage rental assistance vouchers for 679 of the units.

Combined, the 24 projects under construction and 24 projects currently in the pipeline utilize approximately \$106.5 Million of HOME, HOME-ARP, CNI, NSP, CDBG, CDBG-CV, and CDBG-DR funds to leverage approximately \$833.8 Million from other sources and 1,135 rental assistance vouchers to produce 2,388 units of affordable housing.

<b>Fiscal Year Summary – HOME Match</b>	
1. Excess match from prior Federal fiscal year	0
2. Match contributed during current Federal fiscal year	0
3. Total match available for current Federal fiscal year (Line 1 plus Line 2)	0
4. Match liability for current Federal fiscal year	0
5. Excess match carried over to next Federal fiscal year (Line 3 minus Line 4)	0

**Table 5 – Fiscal Year Summary - HOME Match Report**

DRAFT

Match Contribution for the Federal Fiscal Year								
Project No. or Other ID	Date of Contribution	Cash (non-Federal sources)	Foregone Taxes, Fees, Charges	Appraised Land/Real Property	Required Infrastructure	Site Preparation, Construction Materials, Donated labor	Bond Financing	Total Match

Table 6 – Match Contribution for the Federal Fiscal Year

### HOME MBE/WBE report

Program Income – Enter the program amounts for the reporting period				
Balance on hand at beginning of reporting period \$	Amount received during reporting period \$	Total amount expended during reporting period \$	Amount expended for TBRA \$	Balance on hand at end of reporting period \$
973,501.00	4,112,429	578,227	0	4,507,7032

Table 7 – Program Income

Minority Business Enterprises and Women Business Enterprises – Indicate the number and dollar value of contracts for HOME projects completed during the reporting period						
	Total	Minority Business Enterprises				White Non-Hispanic
		Alaskan Native or American Indian	Asian or Pacific Islander	Black Non-Hispanic	Hispanic	
Contracts						
Dollar Amount	19,241,733.14		0	0	0	19,241,733.14
Number	10	0	0	0	0	10
Sub-Contracts						
Number	82	0	1	10		71
Dollar Amount	29,447,470.58		180,770.00	4,103,262.53		25,163,438.05
	Total	Women Business Enterprises	Male			
Contracts						
Dollar Amount	19,241,733.14	7,525.00	19,234,208.14			
Number	10	1	9			
Sub-Contracts						
Number	82	14	68			
Dollar Amount	29,447,470.58	3,956,719.22	25,490,751.36			

**Table 8 - Minority Business and Women Business Enterprises**

<b>Minority Owners of Rental Property</b> – Indicate the number of HOME assisted rental property owners and the total amount of HOME funds in these rental properties assisted						
	<b>Total</b>	<b>Minority Property Owners</b>				<b>White Non-Hispanic</b>
		<b>Alaskan Native or American Indian</b>	<b>Asian or Pacific Islander</b>	<b>Black Non-Hispanic</b>	<b>Hispanic</b>	
Number	6	0	0	2	0	4
Dollar Amount	3,421,736.72	0	0	445,603.01	0	2,976,133.71

**Table 9 – Minority Owners of Rental Property**

<b>Relocation and Real Property Acquisition</b> – Indicate the number of persons displaced, the cost of relocation payments, the number of parcels acquired, and the cost of acquisition						
Parcels Acquired		0	0			
Businesses Displaced		0	0			
Nonprofit Organizations Displaced		0	0			
Households Temporarily Relocated, not Displaced		0	0			
<b>Households Displaced</b>	<b>Total</b>	<b>Minority Property Enterprises</b>				<b>White Non-Hispanic</b>
		<b>Alaskan Native or American Indian</b>	<b>Asian or Pacific Islander</b>	<b>Black Non-Hispanic</b>	<b>Hispanic</b>	
Number	0	0	0	0	0	0
Cost	0	0	0	0	0	0

**Table 10 – Relocation and Real Property Acquisition**

## CR-20 - Affordable Housing 91.520(b)

Evaluation of the jurisdiction's progress in providing affordable housing, including the number and types of families served, the number of extremely low-income, low-income, moderate-income, and middle-income persons served.

	One-Year Goal	Actual
Number of Homeless households to be provided affordable housing units	45	578
Number of Non-Homeless households to be provided affordable housing units	915	367
Number of Special-Needs households to be provided affordable housing units	350	239
<b>Total</b>	<b>1,310</b>	<b>1184</b>

Table 11 – Number of Households

	One-Year Goal	Actual
Number of households supported through Rental Assistance	395	817
Number of households supported through The Production of New Units	380	38
Number of households supported through Rehab of Existing Units	510	326
Number of households supported through Acquisition of Existing Units	25	3
<b>Total</b>	<b>1,310</b>	<b>1184</b>

Table 12 – Number of Households Supported

**Discuss the difference between goals and outcomes and problems encountered in meeting these goals.**

The one-year goal included in the City action plan reflects the total number of affordable housing units projected to be produced during the fiscal year. This amount includes all of the units anticipated to be accomplished through the leveraging of other resources such as Low Income Housing Tax Credit (LIHTC) equity and borrowed funds that are part of the project financing. For example, a 50 unit affordable housing project that uses LIHTC equity, a permanent loan, gap financing funds from the state, and HOME funds from the city is included in the action plan goal as 50 units. However, if this project only

includes 7 HOME designated units, the actual numbers reflected in the CR-20 (from the IDIS PR23 report) only includes the 7 HOME designated units. This creates a difference between the goal and actual units reported. This narrative provides information regarding the total affordable housing units and the HOME designated units.

While delays in the delivery of construction materials, increased construction costs, increased interest rates, and labor challenges have impacted the timing of projects being completed and/or started during the 2023-24 fiscal year, the City was able to complete 3 projects in the IDIS system that have HOME funds and CDBG funds and/or CDBG-CV funding (3 multifamily projects with a total of 168 affordable units with 53 of the units being HOME units and 14 of the HOME units restricted for homeless households). 115 of the units also leverage project based rental assistance vouchers. The 168 affordable units include 28 units for extremely low income families, 41 units for very low income families, 71 units for families with income at or below 60% AMI, and 28 units for low income families.

There are 2 additional projects in the City's multifamily pipeline that have completed construction or were in the final stages of completing their physical construction at the end of the fiscal year and were providing housing for low-income households but could not be completed in the IDIS system due to all of the required information not yet being available. These projects include 54 total affordable housing units with 42 of the units to serve homeless households and 11 of the 54 units being HOME units. All of the units are new construction units. 38 of the units also leverage project based rental assistance vouchers. All of the projects include HOME dollars. In addition to the HOME funds, 1 of the projects also uses CDBG-CV funds. The City has worked closely during the 2024-25 fiscal year with the Detroit Housing Commission (DHC) and the Michigan State Housing Development Authority (MSHDA) to streamline processes and coordinate goals to continue to utilize rental assistance tools. The 54 affordable units include 37 units for extremely low income families, 11 units for very low income families, and 6 units for low income families.

An additional 27 projects were able to close on their financing with city support and the projects were under construction in the 2023-24 fiscal year. These projects include 915 affordable housing units with 140 of the units being HOME units. 804 of the total units are new affordable rental housing construction and 95 are units in rehabilitation projects. 16 are homebuyer units. 418 of the units also leverage project based rental assistance vouchers. 17 of the projects include HOME funds. In addition to the HOME funds, 4 of the projects also use CDBG funds, 1 of the projects also uses CDBG-CV funds, 1 of the projects also uses NSP funds, 5 of the projects only use CDBG funds, 2 of the projects only use CDBG-CV funds, and 1 project uses CDBG and CNI funds. The City supported the projects by awarding additional gap funding and has worked with other state and community partners to identify additional funding sources to help resolve the funding gaps. During 2024-25, the City continued to address affordable housing development challenges through the efforts of the Affordable Housing Leverage Fund (AHLF). The 915 affordable units include 187 units for extremely low income families, 62 units for families with income at or below 40% AMI, 191 units for very low income families, 390 units for families with income at or below 60% AMI, and 85 units for low income families.



The City of Detroit has worked closely with MSHDA regarding proposed affordable housing projects in the city and the ability of the projects to compete for MSHDA 9% Low Income Housing Tax Credits (LIHTCs). The city supports developers to provide items to improve the quality of applications submitted to MSHDA for 9% LIHTCs. The City has seen an increase in the number of projects that have received 9% LIHTCs through this process. 9% LIHTC award announcements that occurred during the 2024-25 fiscal year included 12 projects in the City of Detroit.

The City continuously works to improve the funding award and underwriting process to create a more transparent, collaborative, and rigorous approach in identifying multi-family development projects that will maximize the use of HOME dollars. The City has also leveraged HOME and CDBG dollars in multi-family projects by providing awards that include a blend of financing with the City's Affordable Housing Development and Preservation Fund (AHD&PF) dollars, CDBG-CV funds, HOME-ARP funds, CNI funds and ARPA funds from the U.S Treasury Department.

In addition to the projects that were completed in IDIS during the fiscal year, projects that have completed construction but are not yet closed-out in the IDIS system, and the projects that are under construction, the City has an additional 24 projects that have received HOME, CDBG, CNI, and/or HOME-ARP conditional awards in its affordable housing and revitalization pipeline that are slated to close on financing by the end of the 2024-25 fiscal year that include the construction of 815 new affordable rental units and the renovation of 604 affordable rental units. These projects will leverage rental assistance for 679 of the units. The 1,419 affordable units include 373 units for extremely low income families, 64 units for families with income at or below 40% AMI, 182 units for very low income families, 635 units for families with income at or below 60% AMI, 21 units for families with income at or below 70% AMI, and 144 units for low income families.

### **Discuss how these outcomes will impact future annual action plans.**

The City will continue to implement improvements, similar to those described above, to both preserve and increase the number of affordable, mixed-income and mixed-use multi-family projects. In addition to the AHLF, revamping underwriting processes, and leveraging local dollars, the City is also engaged in addressing preservation efforts across the city. The focus of these efforts is preserving the affordability of multi-family developments reaching the end of their affordability restrictions.

**Include the number of extremely low-income, low-income, and moderate-income persons served by each activity where information on income by family size is required to determine the eligibility of the activity.**

<b>Number of Households Served</b>	<b>CDBG Actual</b>	<b>HOME Actual</b>
Extremely Low-income	51	16
Low-income	138	27
Moderate-income	86	10
<b>Total</b>	<b>275</b>	<b>53</b>

**Table 13 – Number of Households Served**

### **Narrative Information**

The City of Detroit supports home rehabilitation and homebuyer assistance for low- and moderate-income homebuyers, through CDBG as well as modification of existing HOME loans for scatter site rental properties eligible for sales. There were 16 homes that were originally financed with HOME funds that were transferred from rental to homeownership in FY2022-2023. Of these homebuyers, 11 received homebuyer assistance in the form of CDBG. Through this process the City has been able to help stabilize extremely low-income, low-income and moderate-income households as well as assist them in building wealth through homeownership.

## **CR-25 - Homeless and Other Special Needs 91.220(d, e); 91.320(d, e); 91.520(c)**

**Evaluate the jurisdiction's progress in meeting its specific objectives for reducing and ending homelessness through:**

### **Reaching out to homeless persons (especially unsheltered persons) and assessing their individual needs**

The City of Detroit is an active partner in the Detroit CoC's mission to end homelessness in Detroit. The homelessness prevention and response system include: outreach, engagement, and assessment; shelter, housing, and supportive services; and homelessness prevention and diversion strategies. The City funds four street outreach teams that partner with the Detroit Police Department, the Detroit Health Department, local non-profits, and community groups to ensure broad coverage of Detroit. The Detroit CoC uses a standardized assessment tool, the Vulnerability Index - Service Prioritization Decision Assistance Tool (VI-SPDAT), to assess the needs to those experiencing homelessness. The VI-SPDAT helps to determine which housing resource is best for the individual. The Detroit CoC prioritizes unsheltered and chronically homeless households for Permanent Supportive Housing (PSH). In 2024, 630 individuals and families were housed in PSH.

### **Addressing the emergency shelter and transitional housing needs of homeless persons**

In order to streamline access to emergency shelter and transitional housing (TH) all program referrals are made through the Detroit CoC's coordinated entry system, locally referred to as the Coordinated Assessment Model (CAM). In 2024, CAM made 3,168 referrals to emergency shelter and 58 referrals to TH. In alignment with HUD's stance that transitional housing can be an effective tool for addressing the needs of specific subpopulations – such as underage homeless youth, safety for persons fleeing domestic violence, and the homeless with substance abuse addiction- all TH programs in the CoC focus on one of these subpopulations.

In 2024 there was an increased need for emergency shelter due to three shelters closing. The shelters closing resulted in the loss of 200 beds for single males. To address this shortfall the Housing and Revitalization Department (HRD) worked with the Mayor's Office to open 334 shelter beds for single adults and families at four facilities using ARPA and other funding sources. It is the goal to continue these expanded shelter beds through non-federal funding sources through FY2024.

**Helping low-income individuals and families avoid becoming homeless, especially extremely low-income individuals and families and those who are: likely to become homeless after being discharged from publicly funded institutions and systems of care (such as health care facilities, mental health facilities, foster care and other youth facilities, and corrections programs and institutions); and, receiving assistance from public or private agencies that address housing, health, social services, employment, education, or youth needs.**

Launched in 2024, the Detroit Housing Services (DHS) office, developed and administered by the Housing and Revitalization Department provides direct housing placement case management services to Detroiters facing housing emergencies and/or displacement. The office received \$20 million dollars in funding through ARPA. DHS provides residents the following services: assistance with collecting vital documents so residents can successfully apply for housing, assistance with finding, applying to, and moving into stable, affordable, and permanent housing, financial assistance to cover the costs of moving, and assistance with employment so residents can remain housed once successfully relocated. Through August 2024, DHS has relocated 1,016 households to permanent housing, assisted 66 households in retaining existing affordable housing, and assisted 252 households with emergency temporary shelter through temporary hotel/motel support.

In addition to the above, the City of Detroit funded one subrecipient to provide homelessness prevention activities targeting households living with family or friends who had to leave the home within 21 days or less. The City also funded a Diversion program, providing flexible funds that can be used to keep households out of emergency shelter. Two youth focused Rapid Rehousing programs continued through 2024 which address specific needs of youth, including those that identify as LGBTQIA+. Finally, the Detroit CoC was awarded the Youth Homelessness Demonstration Project (YHDP) Grant in 2022 and began implementing programs under this grant in 2024. The YHDP grant recipients are Ruth Ellis Center, Permanent Supportive Housing (PSH); Methodist Children's Home Society (MCHS) and Detroit Phoenix Center, Joint Component Transitional Housing Rapid Rehousing (TH-RRH); and Methodist Children's Home Society (MCHS), Crisis Mental Health.

Under the McKinney-Vento Homeless Assistance Act, children and youth experiencing homelessness are entitled to immediate school enrollment, the option to stay in their school of origin, transportation to their school of origin and support for academic success. Once CAM refers families with school-aged children to a shelter provider, the provider is responsible for referring the family to the local school district to connect them with the McKinney-Vento Homeless and Foster Care Services team. This team also visits shelter providers to ensure no families are being missed for referrals.

In addition, as it relates to coordinating discharge policies, the City of Detroit, is participating as a member of the Detroit CoC in discussions to improve coordination around discharges from hospital settings and to ensure referral to a safe environment that will address the unique healthcare needs of individuals experiencing homelessness. The Salvation Army provides medical respite for patients at their Harbor Light facility. This program provides temporary shelter and care for individuals who are experiencing homelessness and are too sick to recover in traditional homeless shelters. Additionally, the COPE program funded by the Detroit Wayne Mental Health Authority provides temporary housing for those with mental health concerns who are being released from hospital settings. Finally, in 2024 Neighborhood Service Organization, through a Pay for Success model, began a medical respite program targeting people with housing insecurity who need to be discharged from the hospital. The program allows those with unstable housing to receive post-hospitalization care, referrals to permanent housing, behavioral health, job readiness training and overall wraparound services to ensure recovery from illness, surgery, or injury in a safe and stable environment.

The City of Detroit homelessness staff are part of a collaborative team working to better integrate housing and homelessness services into the workforce system, and workforce services into the homelessness system. The CoC is increasing the level of collaboration through a formal partnership with Detroit at Work that includes a referral process connecting households experiencing homelessness with Detroit at Work at the time of entry into emergency shelter. This immediate referral allows families to

quickly connect with employment services as it is often a critical component to ending a household's homelessness. CAM and DAW began a very basic referral pilot in July 2020. CAM intake staff began asking households six employment related questions and provided interested households with information on DAW's services and how to schedule an appointment. In 2022 CAM referred 647 households to the Detroit at Work of which 168 connected to the agency and received services.

**Helping homeless persons (especially chronically homeless individuals and families, families with children, veterans and their families, and unaccompanied youth) make the transition to permanent housing and independent living, including shortening the period of time that individuals and families experience homelessness, facilitating access for homeless individuals and families to affordable housing units, and preventing individuals and families who were recently homeless from becoming homeless again**

Beginning with the City of Detroit's 2019-2020 NOFA, all programs have established performance metrics that we have created system-wide benchmarks for the coming year. This work continued in the future NOFAs, in the attachment section of this report, please find the metrics we have established for each program type as well as updated implementation plan to move toward performance-based contracting. These metrics are focused on improving outcomes for all programs funded through ESG.

Veterans and Their Families – The City of Detroit participates in the Built for Zero campaign to improve our community's response to Veteran homelessness in the hopes of ending Veteran homelessness in Detroit. Veteran housing progress towards housing is tracked through an extensive by the veteran by-name-list (VBNL). Through this process, 308 Veterans were permanently housed in 2024. We continue to monitor our progress through regular leadership team meetings and by name list meetings. At the end of 2024, there were 115 Veterans on the by-name-list, resulting in a 29% decrease in Veteran homelessness. In our working on Veteran homelessness, the following tools are used to address Veteran needs:

- Supportive Services for Veteran Families (SSVF): SSVF will provide both RRH and prevention assistance for veterans (both single veterans and families with Veteran head of households). RRH provides short- to medium-term rental assistance and services to quickly move people from a homeless situation back into housing. Prevention assistance provides assistance to persons at-risk of homelessness by using funds to pay rental or utility arrearages, or security deposits and limited rental assistance going forward for persons who need to move to a new housing unit. There are currently three SSVF programs operating in Detroit.
- HUD-VASH: HUD-VASH is a permanent supportive housing program funded by both HUD and the Veterans Administration (VA). Veterans receive a voucher for housing that is partnered with case management to ensure a successful transition from homelessness to housed. In 2024, 140 Veterans were housed using HUD-VASH, a 20% increase from 2022.
- Grant Per Diem Transitional Housing (GPDTH): GPDTH beds provide transitional housing assistance to veterans experiencing homelessness, the majority of whom are single males. The intent of the GPDTH programs is to move these individuals into permanent housing. In

2024 there were 80 GPD beds in Detroit.

We are in regular contact with the Continuum of Care regarding our progress on HUD's system performance measures as well. We use this information as a way to check in on our progress and set performance goals. To effectively implement strategies and goals, the City of Detroit published a Policy Procedure manual with clear service and performance expectations for organizations in September 2018. The Policy Procedure manual was rolled out through trainings to our subrecipients, with representation being mandatory. The trainings focused on performance expectations, policy procedures, HUD regulatory requirements and record keeping. This manual is updated on an annual basis and is the foundation of monitoring as it lays out subrecipient expectations.

### **Efforts to Address Worse Case Needs**

The efforts to address worst case needs of persons with disabilities are through our permanent supportive housing program in which supportive services are provided to assist homeless persons with a disability to live independently. Permanent Supportive Housing (PSH) is an effective intervention for chronically homeless individuals and families. PSH provides a permanent rental subsidy and wrap around services for persons who have significant barriers to housing. The Detroit Continuum of Care (CoC) dedicates funds and resources to address chronically homeless individuals and families by prioritizing PSH resources to those who are chronically homeless. The funds are used to support homeless individuals in obtaining housing, drug treatment, counseling, and job training. The majority of PSH referrals went to single adults in 2024, with 84% of all referrals for permanent supportive housing. This is largely due to the fact that PSH is prioritized for chronically homeless households, and single adults are more likely to be chronically homeless than other population types.

In 2024, DHS became a referral partner of the Detroit Housing Commission for Mainstream Voucher Program, with 25 annual resources dedicated to assist non-elderly persons with disabilities who are experiencing homelessness. In total, DHS receives 36 emergency housing choice vouchers, 25 mainstream vouchers, and 15 vouchers for families impacted to elevated blood lead levels.

## **CR-30 - Public Housing 91.220(h); 91.320(j)**

### **Actions taken to address the needs of public housing**

The Detroit Housing Commission (DHC) is the public housing agency for the City of Detroit. DHC administers approximately 6,500 Housing Choice Vouchers per year under the Housing Choice Voucher program and encourages homeownership opportunities. The DHC owns and operates 19 public housing developments totaling approximately 3,409 units.

During July 1, 2024, through June 30, 2025, DHC undertook several activities to reverse the effects of the Pandemic on its operation, in order to put more public housing units under lease. These actions included having a capital needs assessment done for its entire portfolio (\$350+million), finalizing an environmental review of all DHC's federally funded programs, and executing a rehabilitation plan to use capital funds to repair to lease long-term vacant units across its portfolio. As of July 1, 2024, DHC began utilizing data from its assessments to improve its units and developed a Comprehensive Portfolio Upgrade Plan.

### **Actions taken to encourage public housing residents to become more involved in management and participate in homeownership**

During the year DHC continued to work with both Resident Advisory Boards (RAB) and Resident Advocates (RA) at most of the developments. DHC has continued to engage residents at all sites to ensure that there are multiple RAs at each of the developments. These positions allowed residents of public housing to provide DHC with input regarding public housing program management. Residents were also encouraged to participate in the annual plan process via the RAB meeting and the public hearing.

DHC presented its draft annual plan to its RAB in a meeting held in January 2024. DHC encouraged the public to comment on the draft throughout a 45-day comment period, which began February 9, 2024; followed by a public hearing was held on March 25, 2024. DHC's Board of Commissioners accepted the finalized plan on April 4, 2024. It was filed with HUD on April 9, 2024.

Previously, DHC partnered with several HUD certified non-profit organizations to assist with the preparation of residents to become homeownership ready. These programs and services include but are not limited to credit counseling, basic home maintenance, financial assistance and homebuyer education. DHC has re-engaged with Huntington Bank to provide mortgages. The bank also offers a \$25,000 grant to each voucher holder who finances her/his mortgage with Huntington.

Historically, DHC offers a homeownership program exclusive to DHC Section 8 residents, but as of 2024 the program was expanded to public housing residents. DHC's Resident Services Department has continued to work with both Housing Choice voucher holders and public housing residents to build interest in homeownership, while connecting residents to Family Self-Sufficiency and Jobs Plus programs to help build downpayment savings. The Jobs Plus program is strategically placed in DHC developments

that have the highest unemployment rates of 89% of which approximately 90% had never been employed. DHC has continued to work with the City of Detroit to broaden the program, using limited city resources/referrals to grow outreach and participation.

Resident Services is proud to have assisted its first program graduate to purchase a home. The property closing took place on June 1, 2024. As of July 31, 2024, there were 82 participants in the program.

### **Actions taken to provide assistance to troubled PHAs**

Since coming out of the pandemic, DHC is ranked as a Standard Performer in the Housing Choice Voucher Program's SEMAP designation. The change in the rating is largely attributable to staff loss and the difficulty in performing annual certifications of voucher households. DHC hired consultant firms to assist in getting certifications current by the end of the first quarter of CY24.

DHC also published a Request for Proposals seeking qualified Proposers to operate the tenant-based Housing Choice Voucher Program on its behalf. The RFP was issued August 9, 2023, with responses due mid-November. The execution of this plan resulted in over 90% of the recertification have been completed as of August 2024.

Ongoing professional development and training including HOTMA and SARMR'S has and will continue to aid DHC to deliver quality program operations. DHC will be issuing a new RFP for new Inspection vendors in an effort to expedite inspections thus housing families in quality homes faster.

On the public housing side, HUD scored DHC as "substandard". A review of DHC's property inspection scores, carried over by HUD from 2018, remained largely unchanged. The change downward is attributable to decreased occupancy and decreased rent collections. Annual recertifications were delinquent prior to, during and after the pandemic. Since the receipt of the substandard designation, DHC increased its recertification reporting rate over 90% over a period of months beginning in June 2022.

Although several rent assistance programs were made available to residents beginning in October 2020, many did not enroll and many more simply refused to pay rent. With annual recertifications current, rent collections have been rising each month. However, until the vacant units are dealt with, the scores will rise incrementally. DHC has been working on various strategies to prepare vacant units for occupancy.

DHC has continued to work with the permanent new property management leadership that was hired in August 2023 to address all shortcomings. Thus far several issues have been permanently addressed including structural and operational challenges. Improvements are incremental but steadily increasing.



## **CR-35 - Other Actions 91.220(j)-(k); 91.320(i)-(j)**

**Actions taken to remove or ameliorate the negative effects of public policies that serve as barriers to affordable housing such as land use controls, tax policies affecting land, zoning ordinances, building codes, fees and charges, growth limitations, and policies affecting the return on residential investment. 91.220 (j); 91.320 (i)**

To ameliorate barriers to affordable housing, the City of Detroit took the following actions during the 2024-25 year:

Tax Abatement Streamlining—The City of Detroit is currently building a tax abatement portal to bring efficiency and transparency to the process of securing abatements to overcome the structural taxation challenges related to developing housing in Detroit.

Access to Capital—The City has partnered with philanthropic investors and the Local Initiative Support Corporation to develop a private affordable housing loan and equity investment tool to complement and augment public investment in affordable housing. This tool became available to affordable housing developers in September 2021 and now has \$50.5 M in funding capacity and is now fully committed. The City is currently seeking additional investment to sustain this financing tool.

Inclusionary Housing Ordinance—The City continues to administer an inclusionary housing ordinance that requires affordable housing agreements to be executed in conjunction with certain public land sales or public financing. The ordinance also creates the Affordable Housing Development and Preservation Fund to transfer 40% of public commercial land sale proceeds to affordable housing activities.

Access to Land in Prime Locations for Affordable Housing—The City has utilized several mechanisms to prioritize affordable housing in prime locations. During the past calendar year, the City released multiple RFP/RFQs or advanced marketing plans to make public land available for affordable or mixed-income housing.

## **Actions taken to address obstacles to meeting underserved needs. 91.220(k); 91.320(j)**

The homeless population in general is underserved, as many experiencing homelessness may have co-occurring mental, physical or behavioral health issues that may make it difficult for them to fully advocate for the needs of their families. Through the use of the coordinated assessment system, or CAM, as it is known in Detroit, the VI-SPDAT is administered to all households experiencing homelessness. The use of this tool allows providers to understand the level of vulnerability those

experiencing homelessness have and ensure that they get access to services that can assist them in reaching a level of stability. For individuals who do not present at shelters or other providers to seek assistance, the City of Detroit has enlisted several subrecipients that provide outreach to the unsheltered population to ensure we are reaching the most vulnerable residents experiencing homelessness. In addition, we have created a by name list of unsheltered individuals and families experiencing homelessness which tracks the number of chronically homeless households in Detroit. Recognizing that homelessness is often accompanied by a range of complex issues, Outreach and Outreach Navigation were combined in 2022. Street outreach service providers are now required to hire staff dedicated to assisting individuals who face barriers related to housing stability. Teams will assist households to become “document ready” and move them into permanent housing. “Document ready” is defined as assisting residents with obtaining all documentation needed for obtaining permanent housing. By providing this extra assistance and tailored support, programs will address barriers and overall well-being.

#### **Actions taken to reduce lead-based paint hazards. 91.220(k); 91.320(j)**

The Housing & Revitalization Department (HRD) continues to take steps to address lead-based paint hazards in Detroit. Exposure to lead can cause lead poisoning which can cause irreversible health damage. Lead exposure/poisoning is particularly harmful to children under six years old. To respond to lead problems, HRD continues to administer and implement several programs including:

**Lead Hazard Reduction Program:** HRD currently has two HUD Office of Lead Hazard Control and Healthy Homes (OLHCHH) Lead Hazard Reduction (LHR) grants. The FY19 LHR/High Impact Neighborhood (HIN) grant for \$9.7M will assist approximately 250 units by the end of May 2025. The FY22 LHR grant for \$5.65M will assist 150 units by the end of 2026. The goal of these grants is to reduce and/or eliminate lead-based paint hazards in owner-occupied and rental properties where a child under the age of six (6) resides or regularly visits or where a pregnant woman resides. This is primarily done through property rehabilitation. The program gives priority to households with children who have elevated blood lead levels (EBLL).

HRD uses CDBG funds to provide statutorily required match for the HUD funded lead grants and funding for non-lead emergency repairs that are necessary in order to maintain the integrity of the lead work being performed (for example, new roof to avoid water damage). During 2024-25 program year, 88 housing units were cleared of lead-based paint hazards in the City of Detroit utilizing HUD LHR funds.

**Healthy Homes Production (HHP) Grant:** HRD received a FY22 HHP grant with the period of performance starting in April 2022. Seventeen units were assisted during the 2024-25 Program Year, primarily used to address lead hazards in housing units with people 62 and over, a person with a disability (receiving SSI/SSD) and/or a child under the age of 6. The HHP grant will assist approximately 125 housing units over 3.5 years.

**Child Health Insurance Plan (CHIP):** HRD has received a yearly allocation from the State of Michigan

Department of Health and Human Services (MDHHS) CHIP Community Development Lead Hazard Control Program funding since 2018 in the amount of \$1.2M/year. Those funds assist approximately 25 units each program year.

To respond to lead problems in Detroit, MDHHS and the Detroit Health Department (DHD) will continue to administer the **Childhood Lead Poisoning and Prevention Program (CLPPP)**. CLPPP's achievements includes the following: (1) Implemented comprehensive case management protocols for lead-burdened children to include home visits from advocates and public health nurses (2) Maintained a surveillance system for data accuracy (3) Distributed lead prevention education materials and provided presentations to community professionals and citizens (4) Developed a Memorandum of Understanding with the Housing and Revitalization Department to provide EBLI investigations and to facilitate the completion and submittal of grant applications to remediate the homes of lead burdened children.

### **Actions taken to reduce the number of poverty-level families. 91.220(k); 91.320(j)**

As noted in the 2020-2024 Consolidated Plan: housing, education, transportation, and job opportunities are important aspects of Detroit's anti-poverty strategy. These following anti-poverty factors are discussed: **Housing:** Affordable housing is key to an anti-poverty strategy. Detroit's low-income persons were aided by several grant programs. HOME and CDBG funds were used to build rental housing, help with down payment assistance and rehabilitate homes for low and moderate income persons/families. The City of Detroit used CDBG and ESG funds to prevent homelessness and assist those that are already homeless with shelter and supportive services. The City of Detroit also received HOPWA funding to address housing stability for those with an HIV/AIDS diagnosis. **Education:** Educational attainment is one key to bringing individuals out of poverty. There is a negative relationship between educational attainment and the jobless rate. One of goals of the Detroit Public School (DPS) is to create a high-demand, traditional public schools in every neighborhood while moving the district forward and eventually set it above all large urban school districts in the country. The DPS Community District approved a Community Education Commission, which will grade public schools and provide information to parents to help improve the district's overall performance. Additionally, the Detroit Promise Zone program will fund two years of community college for Detroit students who graduate from any school in the city. CDBG funding for educational programs continues to be a City priority. During the 2024-25 program year, the City of Detroit CDBG funds provided approximately \$2.7M for literacy, math, science, and job training programs. **Transportation:** Transportation to employment opportunities is important to combat the City's high jobless rate. The Detroit Department of Transportation (DDOT) operates 36 fixed transit routes in Detroit. Services operate 24 hours a day, 7 days a week, with 85,000 rides provided on a typical weekday. Transportation priorities include: (1) Improved cross-town transportation and options to get from the city to surrounding suburbs. (2) Purchasing 20 new buses annually to improve the reliability of the fleet. (3) Ensuring special needs groups (blind, deaf, disabled, and seniors) access to reliable transportation. (4) Supporting the new Regional Transit Authority (RTA) in developing a master transit plan. **Employment:** A significant cause of poverty is the lack of employment opportunities. Detroit at Work is a single point of entry program for

jobs and training opportunities within the City of Detroit. This program is a collaboration with the Detroit Employment Solutions Corporation (DESC), a non-profit agency dedicated to training and opportunities to match Detroiters to jobs. Some highlights of recent workforce initiatives includes: (1) a number of programs designed specifically to address particular populations such as veterans and newly released prisoners. (2) a Detroit Registered Apprentice Program (D-RAP); and (3) a Driver Responsibility Forgiveness fee that helps Detroiters get drivers licenses they lost back more quickly by participating in workforce training. Currently, the homelessness system is working closely with the Detroit at Work team to improve integration between the two systems, which includes data collection and cross-training. We hope to grow this relationship over the course of the next year.

#### **Actions taken to develop institutional structure. 91.220(k); 91.320(j)**

The City of Detroit has developed its institutional structure by establishing partnerships with City departments and agencies, public housing, private institutions, non-profit organizations and continuum of care providers. The City will continue to coordinate and collaborate with its partners. Included in the partnership structure are the expertise of contractors, service providers and others with the specialized knowledge needed to carry out programs and projects. The Consolidated Plan programs are usually accomplished through (carry out) the Housing and Revitalization Department, contracts with subrecipients, Community Based Development Organizations (CBDO), HOME program developers, Community Housing Development Organizations (CHDOs) and other City departments. Our entity partners, entity type and roles are described: City Departments and Agencies: Planning & Development Department (P&DD) is responsible for Historic designation advisory, historic review clearances, planning studies, site plan review, city master plan, zoning district boundaries approvals, and development plans; Detroit Building Authority is responsible for demolition of residential and commercial building and elimination of blight within the 7 districts in Detroit; Detroit Land Bank Authority is responsible for demolition of residential and commercial building and elimination of blight within the 7 districts in Detroit; Department of Neighborhoods is responsible for helping residents form block clubs and community associations; drive community engagement on neighborhood planning projects and other initiatives; resolve citizens' complaints; and educate residents on a broad range of City programs and policies; Detroit Health Department is responsible for providing programs/services, through The Housing Opportunities for Persons with AIDS (HOPWA) grant programs; and Tenant Based Rental Assistance (TBRA) and Housing Supportive Services; Building Safety Engineering and Environmental Department (BSEED) is responsible for lead hazard inspection for a rental property; rental housing compliance; Detroit Department of Transportation (DDOT) is responsible for public transportation operator of city

bus service in Detroit; and Wayne Metropolitan Community Action Agency (WMCAA) is responsible for homeless programs and services: WMCAA provides essential services, and community resources to low and moderate income individuals and families throughout all of Wayne County. The services include the following: Housing placement, moving, utility assistance, health care, weatherization, transportation and food. Public Housing Authority (PHA): Detroit Housing Commission (DHC) is responsible for public housing. The DHC manages the following program: Section Low income public housing. Redevelopment Authority: Detroit Economic Growth Corp is responsible for economic development. Private Industry: Local Initiatives Support Corporation (LICS) is responsible for the Zero Percent Home Repair Loan (homeowners program). In addition, to investing in affordable housing, growing businesses, safer streets, high-quality education and programs that connect people with financial opportunity. Continuum of Care: Homeless Action Network of Detroit (HAND) is responsible for homelessness, non-homeless special needs, public housing, rental and public services. Non-profit organizations: Fair Housing Center of Metropolitan Detroit is responsible for housing discrimination public services; Detroit Area of Aging Agency (DAAA) is responsible for senior public services and homelessness; Detroit Housing Coalition is responsible for foreclosure prevention public services and homelessness.

**Actions taken to enhance coordination between public and private housing and social service agencies. 91.220(k); 91.320(j)**

The Detroit Housing Commission has allocated 20 percent of the Housing Choice Voucher allocation toward Project Based Vouchers. This effort allows for long term (20) year contracts of affordability housing for persons at 50 percent AMI and below. A large percentage of this activity is for new affordable units. The Detroit Housing Commission has worked with HUD on sustaining affordable housing through Preservation/Opt-Out Voucher assistance associated with developments opting out of HUD contract programs.

The Detroit Housing Commission established a local preference for homelessness and transitional housing from permanent supportive housing. DHC has amended both its Admissions and Continued Occupancy (ACOP) and Administrative Plan (Admin Plan) to reflect a shorter lookback period when reviewing criminal histories in the performance of eligibility screening. DHC worked with several social services organizations to make these changes.

DHC has several Memoranda of Understanding with services organizations to assist in housing Detroiters. DHC and the City of Detroit (Housing Revitalization Department and Detroit Health Department) have an MOU that provides 36 tenant-based vouchers for those referred by the City who need emergency housing due to public condemnation of their units. An MOU exists with the Health Department to provide vouchers to relocate families with children under 6 who have tested positive for

Elevated Blood Levels for Lead (EBLL). To use 100 Emergency Housing Vouchers, funded by the American Recovery Plan Act (ARPA), DHC has MOUs with Homeless Organizations -- Out-Wayne and HAND (Detroit) and to a lesser extent, CAMs in Macomb and Oakland counties. These agencies also provide housing search assistance for those referred to DHC for the emergency vouchers under this program. DHC also has MOUs with the Michigan Department of Health and Human Services for Family Unification and Youth Aging Out of Foster Care. Lastly, for the Mainstream voucher program, DHC has three active MOUs with mental health agencies who refer clients to DHC and provide ongoing case management services.

**Identify actions taken to overcome the effects of any impediments identified in the jurisdictions analysis of impediments to fair housing choice. 91.520(a)**

The Analysis of Impediments to Fair Housing is a requirement for CDBG program compliance. The purpose of the analysis is to determine the possible existence of impediments to fair housing choice based on race, religion, sex, color, national origin, disability, or familial status (protected-classes). The following impediments to fair housing choice exist in the City of Detroit: (1) Discrimination in housing: families with children, disability, and race are high; (2) Rental Market: single mothers not able to get rental housing (3) Home insurance discrimination: different rates offered between black and white testers in the Detroit area (4) Lack of education and awareness of Fair Housing (5) Partnerships to further fair housing and (6) Language barriers for non-English speaking population. The following are proactive actions taken to eliminate impediments to fair housing: The City has established a Civil Rights, Inclusion & Opportunity (CRIO) department. CRIO has partnered with the Fair Housing Center of Metropolitan Detroit (FHCMD) to resolve housing discrimination issues. The CRIO department receives, investigates and makes findings on discrimination complaints in the areas of employment, housing, education, public service, medical care facilities and public accommodations to any protected-class person who believes they have been discriminated against within the City of Detroit. A CDBG sub-grantee, Legal Aid and Defender, assist Detroit residents with language barriers for non-English speaking persons. Legal Aid and Defender support staff and attorneys speak Spanish, Arabic, Chaldean, and French. Handouts and materials are available in Spanish, Arabic and other languages. Legal Aid uses Language Line as a resource for translation services. A CDBG sub-grantee, Latin Americans for Social and Economic Development (LASED), serves Hispanics and Southwest Detroit. LASED has partnered with the Michigan Department of Civil Rights (MDCR) to offer clients the option to file a discrimination complaint or ask questions. MDCR staff is on-site at LASED on the first Wednesday of every month. HRD continues to encourage training for department staff, developers and non-profit housing providers on fair housing.

To promote awareness of Fair Housing, HRD department has continued to observe the National Fair Housing Month of April. National Fair Housing Month increases efforts to end housing discrimination and raises awareness of fair housing rights in communities across the country. Posted on the HRD website is a guide by FHCMD about fair housing laws and landlords-tenants. The City is committed to

ensuring that quality housing is available and affordable for families of all incomes. The HRD website allows citizens to explore maps of affordable housing in Detroit, including what it means, and who is eligible.

DRAFT

## **CR-40 - Monitoring 91.220 and 91.230**

**Describe the standards and procedures used to monitor activities carried out in furtherance of the plan and used to ensure long-term compliance with requirements of the programs involved, including minority business outreach and the comprehensive planning requirements**

The Housing & Revitalization Department (HRD) is the responsible agency for ensuring compliance with all regulatory and statutory requirements relative to Community Planning and Development awards for the City of Detroit. Subrecipient contracts and service-level agreements are executed with partner agencies to facilitate programmatic activities. The agreements detail assigned responsibilities and performance measures to establish accountability standards. A monitoring strategy is used to assess Subrecipient performance and program effectiveness. Also, more effective work standards and protocols were established to thwart and mitigate challenges that could impede successful program performance. To be more strategic in our efforts and maximize available resources, risk assessments are applied to draft monitoring plans. Risk analyses target attention to program activities and participants that represent the greatest risk and susceptibility to fraud, waste, and mismanagement. Once the level of risk is determined for each Subrecipient, the appropriate monitoring strategy is implemented to achieve the following objectives:

1. To determine if a subrecipient is carrying out its community development program, and its individual activities, as described in the application for assistance and the Subrecipient Agreement.
2. To determine if a Subrecipient is carrying out its activities in a timely manner, in accordance with the schedule included in the Agreement.
3. To determine if a Subrecipient is charging costs to the project that is eligible under applicable laws and regulations and reasonable in light of the services or products delivered.
4. To determine if a Subrecipient is conducting its activities with adequate control over program and financial performance, and in a way that minimizes opportunities for waste, mismanagement, fraud, and abuse.
5. To assess if the Subrecipient has a continuing capacity to carry out the approved project, as well as future grants for which it may apply.
6. To identify potential problem areas and to assist the Subrecipient in complying with applicable laws and regulations.
7. To assist Subrecipient's in resolving compliance problems through discussion, negotiation, and the provision of technical assistance and training.
8. To provide adequate follow-up measures to ensure that performance and compliance deficiencies are corrected by Subrecipient's, and not repeated.
9. To ensure that required records are maintained to demonstrate compliance with applicable regulations.

HRD's monitoring plan involves a collaborative approach of programmatic and financial monitoring. HRD's program staff is responsible for monitoring the programmatic efforts of our Subrecipient's and service partners. Each project is assigned a dedicated program manager to complete an initial assessment of each contract award and facilitate programmatic monitoring of all Subrecipient activities as defined in the executed agreement. The City of Detroit's Office of Chief Financial Officer (OCFO) is assigned to conduct financial monitoring of covered activities. As the project advances, each organization is further evaluated for performance and effectiveness. This information is considered when determining future awards, as well. Below are more specific monitoring processes for HRD



programs and activities.

### **COMMUNITY DEVELOPMENT BLOCK GRANT (NOF)**

**Scheduled Program Monitoring:** Once a sub-recipient has been identified through a Risk Based Assessment for an on-site or remote program monitoring, a monitoring date is established with the sub-grantee (Subrecipient). A formal written letter is forwarded to the organization at least two (2) weeks prior to the scheduled visit (where possible), confirming the meeting date, purpose, as well as advising of specific documents, processes, and areas subject to review. During this visit, staff will verify that the programs outlined in the contract scope are being carried out as described in the agreement, as well as review documentation, conduct interviews with staff, and complete site inspections. The HRD staff conducting the program monitoring shall inform the Subrecipient of any program findings and/or concerns within thirty (30) days after the conclusion of the monitoring visit.

**Unscheduled/Scheduled Program Site Visit(s):** **Unscheduled Site Visit:** Staff performing an unscheduled site visit shall consult the Subrecipient's agreement to confirm the location and operating hours of the program. During this visit, staff will verify that the programs outlined in the Subrecipient scope are being carried out as described in the Subrecipient agreement. Program staff will review client and staff sign in sheets and confirm the program is operating within the Subrecipient's scope and budget. During any declared health emergency, pandemic or stay home/stay safe orders issued by the County, State, City or Federal Government all unscheduled site visits will be deferred until the orders are lifted. During the Covid-19 pandemic all unscheduled site visits were canceled in accordance with CDC recommendations and City stay at home/stay safe orders.

**Scheduled Site Visit:** Staff performing a scheduled site visit shall arrange a mutual date and time, by letter, with the Subrecipient at their program location. An entrance letter shall be sent by the project manager at least two weeks prior to the site visit outlining the documents and issues, and areas that will be reviewed. This visit will be scheduled during the normal operating hours of the Subrecipient to ensure the program is conducted during the hours as outlined in their proposal/scope of services. During any declared health emergency, pandemic or stay home/stay safe orders issued by the County, State, City or Federal Government all scheduled visits will be conducted in accordance with those orders taking all health care precautions.

**Desk Monitoring:** Desk Monitoring is performed on each contract award to ensure the standards and requirements are met according to the Subrecipient agreement, department policy, and regulatory requirements. Assigned program managers complete a Desk Monitoring Review Checklist that includes reviews of support and reimbursement documentation, as well as Subrecipient policies outlined in the Subrecipient agreement. Feedback regarding Subrecipient operations are communicated through deficiency letters and other documentation, as needed. During any declared health emergency, pandemic or stay home/stay safe orders issued by the County, State, City or Federal Government the primary monitoring of Subrecipients shall be a desk monitoring.

## EMERGENCY SOLUTIONS GRANT

The Housing & Revitalization Department (HRD) is the City of Detroit department responsible for ensuring compliance with all regulatory and statutory requirements relative to ESG and CDBG Homeless Public Service funding. Therefore, it is incumbent upon the HRD staff to ensure Emergency Solutions Grant funds or those specifically delineated as match are spent on time and in compliance with all regulatory, statutory, and mandates outlined in the subrecipient agreements. Housing and Revitalization staff also ensure adherence to the Continuum of Care's written standards and City of Detroit Policies and Procedures.

Programmatic monitoring is an essential part of ensuring the effectiveness of programs funded to meet the basic needs of those at risk of or experiencing homelessness and ensuring the policies and procedures outlined by the City of Detroit are being adhered to. HRD developed the following policy and procedures to ensure that subrecipient monitoring is an effective ongoing process.

The risk assessment tool is a comprehensive tool that reviews the past programmatic and financial performance of subrecipients. Completed risk assessments target attention to program activities and participants that represent the greatest risk of poor programmatic performance and/or susceptibility to fraud, waste, and mismanagement. Once the level of risk is determined for each subrecipient, the appropriate monitoring level is determined. The risk assessment is shared with financial auditing staff in the Office of the Controller, and their monitoring documents are integrated into the risk assessment score. To ensure compliance, all subrecipients will receive annual risk assessments prior to any program expenditure. In addition, programs scoring for "high" risk will have annual programmatic site monitoring. Those who receive "medium" will receive, at minimum, quarterly desk audits and a bi "low" score will, at minimum, receive a bi-annual site visit and an annual site visit. The City of Detroit may elect, at any time, to complete chart reviews to assess the quality of services offered to program participants or address regulatory concerns. The City of Detroit will issue a formal finding letter within 60 days following any desk or site monitoring. Any areas of concern will require a corrective action plan from the subrecipient. Failure to submit an acceptable plan of correction within the timeline outlined in the finding letter can result in additional action ranging from placing a hold on reimbursement requests to reallocation of funds awarded to the organization. These decisions will be made in concert with the Office of the Controller's monitoring staff and will be based on the seriousness of the original findings and the responsiveness of the subrecipient. Programmatic monitoring for homeless service organizations encompasses the following:

Review of Policies and Procedures that outline client service provision

- File review of randomly selected client files, including review and comparison of information provided in the HMIS record with paper files
- For site-based projects, a physical inspection of the facility
- Staff Interviews

## HOME

The City of Detroit Housing and Revitalization Department's Asset Management Team oversees the monitoring of all projects currently in their HOME Investment Partnership Program compliance period. The Asset Management Team consists of the Director of Asset Management and four Asset Managers. The Asset Management Team has approved and implemented policies and procedures that include monitoring and reviewing the HOME portfolio on an annual basis. This includes but is not limited to coordinating with the City's third-party contractor, National Consulting Services, LLC (NCS), the City's third-party loan servicer Mino, and the Housing and Revitalization Department's (HRD) Construction Management Team.

NCS conducts the verification of the household incomes by collecting proof of income from a sample size of the households from each property management company that manages a HOME-assisted project. NCS informs the City of Detroit's Asset Management Team if each HOME-assisted project is leasing all units at the rental rates required per the regulations as stated in 24 CFR 92 and that each unit is occupied by an income-eligible household.

HRD's Construction Management Team schedules and performs on-site inspections of rental housing projects that are in their HOME compliance period. The Construction Management Team makes sure the HOME-assisted projects meet all Emergency Health and Safety (EHS) requirements and Section 8 Housing Quality Standards (HQS). During these on-site inspections, the member of the City's Construction Management Team that is conducting the inspection follows all health and safety requirements as approved by the City of Detroit's Health Department; this includes following safety protocols designed to prevent the spread of COVID-19. The Construction Management Team and the Asset Management Team both review the EHS and HQS reports and notify owners of compliance or non-compliance. The Construction Management Team and Asset Management Team continue to communicate with the property managers and property owners until their HOME-assisted projects meet all compliance requirements for each compliance year.

The City of Detroit Housing and Revitalization Department's Asset Management Team conducts regular monitoring of the loans funded through the HOME Investment Partnership Program. The goal of the City of Detroit's Asset Management Team is to complete a comprehensive review of each HOME Loan on an annual basis. Monitoring includes the identification and review of each multi-family or scattered-site real estate project secured as collateral for each HOME Loan. Performance of the subject property (used to secure the HOME Loan) is measured upon review of audited or unaudited financials, payment history, certified rent rolls, and photographs of the subject property.

The majority of the City of Detroit's HOME Loans are secured by a Mortgage on the land and all improvements fixed to the land. Additionally, HOME Loans are typically secured by an Assignment of Leases and Rents on the property and a uniform commercial code filing on all personal property associated with the project and owned by the HOME Loan borrowing entity. The land and all improvements fixed to the land are also typically encumbered with an Affordable Housing Restriction. The terms of an existing HOME Loan can be modified upon agreement between the City of Detroit and the current HOME Loan borrower. A comprehensive write-up is completed by the Asset Manager for each modification. That same Asset Manager will work on that specific loan until the modification is closed.

## **HOPWA**

The City of Detroit's Housing and Revitalization Department (HRD) is responsible for administering, monitoring and overall compliance of the HOPWA program, which is funded by formula grants from HUD. The Detroit Health Department (DHD) is responsible for administering the grant, selecting project sponsors and contractors to assist in the administration of the program. Monitoring of those providers are the responsibility of DHD, with HRD oversight. Staff complete and monitor all leases of HOPWA assisted units to ensure compliance and conforms to the Housing Quality Standards (HQS) procedures for properties funded through HOPWA. Recertification occurs once per year on client's anniversary date, with staff monitoring households 3 times per year based on individualized housing plans.

## **PUBLIC FACILITY REHABILITATION PROGRAM**

The Public Facility Rehabilitation program is a construction-based grant program that awards CDBG grants to non-profits who undertake public service activities within the City. The grants allow the subrecipient to bring the property in which the public service activity is taking place, up to local, state and federal code. After an award is granted, the HRD staff monitors the award as follows:

1. Desktop monitoring is performed with every payment request that is submitted from the Subrecipient to the Public Facility Rehabilitation Program Manager.
  - a. This includes reviewing partial and conditional lien waivers, sworn statements, AIA form completed by the Architect of Record and signed by the General Contractor and any additional source documentation that accompanies the payment request package.
2. Requiring the subrecipient to submit a final inspection that is certified by a licensed architect or engineer.
3. Requiring the subrecipient to submit final unconditional lien waivers, sworn statements, beneficiary data and before and after pictures.
4. Requiring ongoing public service activities within facility for 5-years.
5. Filing a lien encumbering the facility from the date of the project being completed.

## FINANCIAL MONITORING

The Office of Development and Grants (ODG)-Compliance Division is obligated by federal regulations to conduct financial monitoring of all Subrecipients receiving grant funding in accordance with federal, state and local government requirements. The purpose is to ensure Subrecipients comply with applicable federal, state and local standards and contract specifications.

The monitoring process consists of the following key phases: Risk Assessment, Monitoring and Corrective Action Management. The Risk Assessment determines whether the Subrecipient will receive desk or on-site monitoring. During both reviews, a request is made for specific current documentation which includes but is not limited to: Financial Statements; Certificates of Insurance; Accounting policies and procedures, including internal controls; Organizational documents; Payroll items; Bank Reconciliations and if applicable, Program Income, Indirect Costs and Davis-Bacon information. Due to COVID all monitoring has been conducted remotely since March 2020. Onsite monitoring is planned to resume in 2025.

Through the key phases of the financial monitoring, the audit staff ensures regulatory compliance and monitors for the potential of fraud, waste, mismanagement, and/or other opportunities for potential abuse. As part of the year-end audit requirements, Subrecipients are required to submit fiscal reports. Non-profit organizations expending more than \$750,000 in federal funds are required to submit a copy of their Single Audit to adhere to the OMB A-133 Audit requirements. The Single Audit serves as an additional monitoring tool used to evaluate the fiscal accountability of Subrecipients and is required to be submitted whether or not there were findings. If the Single Audit is not applicable the Subrecipient must ensure that Audited Financial Statements and/or IRS FORM 990 are submitted.

The audit staff also works with Subrecipients to provide guidance in correcting deficiencies identified through discussion and/or technical assistance.

## **Citizen Participation Plan 91.105(d); 91.115(d)**

### **Description of the efforts to provide citizens with reasonable notice and an opportunity to comment on performance reports.**

The Consolidated Annual Performance and Evaluation Report (CAPER) is the annual report provided to HUD describing the outcomes for federally funded CDBG, HOME, ESG and HOPWA grant programs.

To provide citizens with reasonable notice and the opportunity to comment on the CAPER report, a draft CAPER was made available for public review and comment on the City's website ([www.detroitmi.gov/hrd](http://www.detroitmi.gov/hrd)). The review and comment period is September 10 - September 25, 2025. Citizens were invited to comment on the draft CAPER anytime during the review period-- or during the virtual public hearing. The CAPER virtual public hearing will be held on Wednesday, September 24, 2025, from 5:00 pm to 6:00 pm via Microsoft Teams. The following financial reports were available for public review:

1. PR03 – CDCG Activity Summary Report
2. PR10 - CDBG Housing Activities (Rehabilitation)
3. PR23 – Summary of Accomplishments Report
4. PR26 – Financial Summary Report
5. 2024 Draft Consolidated Annual Performance and Evaluation Report (CAPER)

All citizens' comments will be summarized and included in the 2024 CAPER (final report).

## **CR-45 - CDBG 91.520(c)**

**Specify the nature of, and reasons for, any changes in the jurisdiction's program objectives and indications of how the jurisdiction would change its programs as a result of its experiences.**

For fiscal year July 1, 2024 to June 30, 2025, there were no significant changes to the City of Detroit CDBG program objectives and activities. However, there were amendments to the past Annual Action Plans as required by HUD CPD notices to add the CARES ACT funds including CDBG-CV-1, CDBG CV-3, ESG CV-1, ESG CV-2 and HOPWA CV-1.

Also, the City added the allocation for the HOME Investment Partnerships Program -American Rescue Plan (HOME-ARP) and due to flooding of June 2021 and August 2023, the City was awarded funding for the CDBG Disaster Recovery program.

**Does this Jurisdiction have any open Brownfields Economic Development Initiative (BEDI) grants?**

No

**[BEDI grantees] Describe accomplishments and program outcomes during the last year.**

## **CR-50 - HOME 91.520(d)**

**Include the results of on-site inspections of affordable rental housing assisted under the program to determine compliance with housing codes and other applicable regulations**

**Please list those projects that should have been inspected on-site this program year based upon the schedule in §92.504(d). Indicate which of these were inspected and a summary of issues that were detected during the inspection. For those that were not inspected, please indicate the reason and how you will remedy the situation.**

The Housing and Revitalization Department (HRD), with assistance from National Consulting Services, LLC (NCS), is actively conducting compliance on 121 projects that were financed with proceeds from the HOME Investment Partnerships Program and are still in their compliance period per IDIS.

HRD has developed the following process to ensure inspections and compliance are met. This is monitored by HRD's Asset Management and Construction Management teams.

1. NCS sends a request to HRD of which projects need a physical inspection completed.
2. HRD engages the property manager of each project to schedule a date for inspection. Inspections for each project are typically scheduled prior to the anniversary date it was closed in IDIS.
3. HRD's Inspector conducts each site visit and reports their findings to NCS. NCS reviews each inspection, along with financial statements, rent rolls, tenant income information, and all other information pertinent to the subject property meeting compliance.
4. NCS sends a report to HRD of which projects are in compliance, which projects are out of compliance and what items need to be satisfied to get into compliance with the HOME Investment Partnerships Program.

HRD is continuously working to ensure current year's inspections are completed during the current year and previous years are completed over time (the next two reporting periods). During Fiscal Year 2024-2025, inspections have been completed on 16 projects, consisting of 945 units in total. Of these projects, 14 are in physical compliance. (A list of the project inspections scheduled and completed is in the appendix.)

In the past year, capacity constraints have prevented the HRD Inspector from being able to inspect as many projects as typical in the HOME portfolio. HRD is actively discussing ways to increase capacity and ways to prioritize upcoming inspections.

NCS does not actively perform compliance on projects that have passed their HOME affordability period. HRD does conduct site inspections for projects that are past their HOME compliance period when the HOME Loan Borrower is requesting a modification and has an outstanding loan balance. Site inspections conducted by HRD for projects past their compliance period must meet, at a minimum, all emergency



health and safety standards. In the event HRD's property inspector identifies projects with emergency health and safety issues, the property manager has 72 hours to address the issues and notify HRD that they have been corrected.

NCS is under contract with the City of Detroit to continue providing compliance-related services to HRD through June 30, 2027.

**An assessment of the jurisdiction's affirmative marketing actions for HOME units. 91.520 (e) and 92.351(a)**

The City's standard development and loan agreement requires the developer agrees to affirmatively market the completed projects and maintain records of affirmative marketing efforts. This includes the requirement for owners to notify the Detroit Housing Commission or other identified outreach agency when any rental units are vacated and prior to filing those respective vacancies. In addition, the City's loan documents now require developers to commit to list their property on the City's Detroit Home Connect affordable housing locator website, and provide information on start of leasing, vacancies and waitlist status.

**Data on the amount and use of program income for projects, including the number of projects and owner and tenant characteristics.**

The City of Detroit received a total of \$231,122.39 from our HOME Loan borrowers during the 2024-25 Fiscal Year (July 1, 2024 – June 30, 2025). None of this program's income was used to fund hard and soft costs for multi-development projects during the reporting period. None of the program income generated in fiscal year 2024-25 was used for project administration costs.

**Other actions taken to foster and maintain affordable housing. 91.220(k) (STATES ONLY: Including the coordination of LIHTC with the development of affordable housing). 91.320(j)**

The City of Detroit Housing and Revitalization Department continued to expand their Asset Management Team by hiring an additional Asset Manager to actively monitor the HOME Loan portfolio. When appropriate, the Asset Managers work with borrowers to complete modifications of existing HOME Loans. The Asset Management team is also continuing to work with its loan servicer, Mino Lending Solutions, to oversee borrower invoicing and collection of program income. In the past fiscal year, the team began meeting with Mino on a biweekly basis to ensure that information in the software is accurately updated regularly. The Asset Management Team is currently working on three HOME Loan modifications which are projected to result in the preservation of 89 HOME units in the next fiscal year.

The Housing and Revitalization Department also provided pre-development services for owners and developers of existing affordable housing, offering capital needs assessments, energy audits,

environmental assessments, financial modeling and tenant engagement services serving 12 projects and a total of 1,056 units in FY 2024-25. Of these, affordability has been preserved for twenty-two units and an additional 30 residents, and another 374 units are in pre-development with preservation expected within the next 6 months.

The City of Detroit supports home rehabilitation and homebuyer assistance for low- and moderate-income homebuyers, through CDBG as well as modification of existing HOME loans for scatter site rental properties eligible for sales. There were 9 homes that were originally financed with HOME funds that were transferred from rental to homeownership in FY2024-25. Through this process the City has been able to help stabilize extremely low-income, low-income and moderate-income households as well as assist them in building wealth through homeownership.

Additionally, HRD issues an Affordable Housing Leverage Fund Notice of Funding Availability (NOFA) on a bi-annual basis. Loan Proceeds and other resources are made available to qualified developers through the HOME Investment Partnership Program, Community Development Block Grant program, Affordable Housing Development and Preservation Fund, and American Rescue Plan Act. Applications are now being reviewed for the September 2025 NOFA. See CR-20 for additional information.

## CR-55 - HOPWA 91.520(e)

### Identify the number of individuals assisted and the types of assistance provided

Table for report on the one-year goals for the number of households provided housing through the use of HOPWA activities for: short-term rent, mortgage, and utility assistance payments to prevent homelessness of the individual or family; tenant-based rental assistance; and units provided in housing facilities developed, leased, or operated with HOPWA funds.

Number of Households Served Through:	One-year Goal	Actual
Short-term rent, mortgage, and utility assistance to prevent homelessness of the individual or family	50	75
Tenant-based rental assistance	250	245
Units provided in permanent housing facilities developed, leased, or operated with HOPWA funds	50	0
Units provided in transitional short-term housing facilities developed, leased, or operated with HOPWA funds	0	0
<b>Total</b>	<b>350</b>	<b>320</b>

Table 14 – HOPWA Number of Households Served

### Narrative

There were 75 individuals assisted for STRMU and 245 individuals assisted for TBRA.

The City of Detroit and County of Wayne receive HOPWA funds to provide housing services to individuals who are HIV positive and meet the federal income guidelines for eligible housing services within the HOPWA EMA (inclusive of the COD and Wayne county)/ According to the US Census, it is estimated that in 2020 the population size for the State of Michigan is 10.8 million and 1.79 or 18% of the state's population resides within the HOPWA EMA (census.gov) 7235 persons living with HIV (PLWH) reside in the HOPWA EMA and make up 42% of the State of Michigan's PLWH. (MDHHS-Michigan Statewide Surveillance Report -New Diagnosis and Prevalence Tables.)

## CR-58 – Section 3

Identify the number of individuals assisted and the types of assistance provided

Total Labor Hours	CDBG	HOME	ESG	HOPWA	HTF
Total Number of Activities	2	0	0	0	0
Total Labor Hours	2,978				
Total Section 3 Worker Hours	53				
Total Targeted Section 3 Worker Hours					

Table 15 – Total Labor Hours

Qualitative Efforts - Number of Activities by Program	CDBG	HOME	ESG	HOPWA	HTF
Outreach efforts to generate job applicants who are Public Housing Targeted Workers					
Outreach efforts to generate job applicants who are Other Funding Targeted Workers.	2				
Direct, on-the job training (including apprenticeships).					
Indirect training such as arranging for, contracting for, or paying tuition for, off-site training.					
Technical assistance to help Section 3 workers compete for jobs (e.g., resume assistance, coaching).					
Outreach efforts to identify and secure bids from Section 3 business concerns.	2				
Technical assistance to help Section 3 business concerns understand and bid on contracts.					
Division of contracts into smaller jobs to facilitate participation by Section 3 business concerns.					
Provided or connected residents with assistance in seeking employment including: drafting resumes, preparing for interviews, finding job opportunities, connecting residents to job placement services.					
Held one or more job fairs.					
Provided or connected residents with supportive services that can provide direct services or referrals.					
Provided or connected residents with supportive services that provide one or more of the following: work readiness health screenings, interview clothing, uniforms, test fees, transportation.					
Assisted residents with finding child care.					
Assisted residents to apply for, or attend community college or a four year educational institution.					
Assisted residents to apply for, or attend vocational/technical training.					
Assisted residents to obtain financial literacy training and/or coaching.					
Bonding assistance, guaranties, or other efforts to support viable bids from Section 3 business concerns.					
Provided or connected residents with training on computer use or online technologies.					
Promoting the use of a business registry designed to create opportunities for disadvantaged and small businesses.					
Outreach, engagement, or referrals with the state one-stop system, as designed in Section 121(e)(2) of the Workforce Innovation and Opportunity Act.					

Other.	2				
--------	---	--	--	--	--

**Table 16 – Qualitative Efforts - Number of Activities by Program**

## Narrative

Two projects closed and final payment processed during the fiscal, LA SED and Midtown West II.

"Other" above consist of Section 3 language included with NOFA, contracts, and TA with developer, general contractors, & subs.

DRAFT

# CR-60 - ESG 91.520(g) (ESG Recipients only)

## ESG Supplement to the CAPER in *e-snaps*

### For Paperwork Reduction Act

#### 1. Recipient Information—All Recipients Complete

##### Basic Grant Information

Recipient Name	DETROIT
Organizational DUNS Number	006530661
UEI	
EIN/TIN Number	386004606
Identify the Field Office	DETROIT
Identify CoC(s) in which the recipient or subrecipient(s) will provide ESG assistance	Detroit CoC

##### ESG Contact Name

Prefix	Ms.
First Name	Julie
Middle Name	
Last Name	Schneider
Suffix	
Title	Director, HRD, City of Detroit

##### ESG Contact Address

Street Address 1	2 Woodward Ave, #908
Street Address 2	
City	Detroit
State	MI
ZIP Code	48226-
Phone Number	3132246380
Extension	
Fax Number	3132244579
Email Address	Schneiderju@detroitmi.gov

##### ESG Secondary Contact

Prefix	Mrs.
First Name	Terra
Last Name	Linzner
Suffix	
Title	Homelessness Solutions Director
Phone Number	3136285776
Extension	
Email Address	Linznert@detroitmi.gov

CAPER

54

## 2. Reporting Period—All Recipients Complete

Program Year Start Date 07/01/2024  
Program Year End Date 06/30/2025

### 3a. Subrecipient Form – Complete one form for each subrecipient

**Subrecipient or Contractor Name:** ALTERNATIVES FOR GIRLS  
**City:** DETROIT  
**State:** MI  
**Zip Code:** 99999,  
**DUNS Number:**  
**UEI:**  
**Is subrecipient a victim services provider:** Y  
**Subrecipient Organization Type:** Other Non-Profit Organization  
**ESG Subgrant or Contract Award Amount:** 125660.91

**Subrecipient or Contractor Name:** MICHIGAN VETERANS FOUNDATION  
**City:** DETROIT  
**State:** MI  
**Zip Code:** 48208  
**DUNS Number:** 053258109  
**UEI:**  
**Is subrecipient a victim services provider:** N  
**Subrecipient Organization Type:** Other Non-Profit Organization  
**ESG Subgrant or Contract Award Amount:** 32198.56

**Subrecipient or Contractor Name:** FREEDOM HOUSE  
**City:** Detroit  
**State:** MI  
**Zip Code:** 48216, 2019  
**DUNS Number:** 607532215  
**UEI:**  
**Is subrecipient a victim services provider:** N  
**Subrecipient Organization Type:** Other Non-Profit Organization  
**ESG Subgrant or Contract Award Amount:** 72238.91

**Subrecipient or Contractor Name:** CENTRAL UNITED METHODIST CHURCH

**City:** Detroit

**State:** MI

**Zip Code:** 48226, 1602

**DUNS Number:** 169757388

**UEI:**

**Is subrecipient a victim services provider:** N

**Subrecipient Organization Type:** Faith-Based Organization

**ESG Subgrant or Contract Award Amount:** 215000

**Subrecipient or Contractor Name:** COMMUNITY & HOME SUPPORTS

**City:** Detroit

**State:** MI

**Zip Code:** 48201, 3421

**DUNS Number:** 026320691

**UEI:**

**Is subrecipient a victim services provider:** N

**Subrecipient Organization Type:** Other Non-Profit Organization

**ESG Subgrant or Contract Award Amount:** 198344.65

**Subrecipient or Contractor Name:** LEGAL AID AND DEFENDER

**City:** Detroit

**State:** MI

**Zip Code:** 48215, 2610

**DUNS Number:** 040560898

**UEI:**

**Is subrecipient a victim services provider:** N

**Subrecipient Organization Type:** Other Non-Profit Organization

**ESG Subgrant or Contract Award Amount:** 145387

**Subrecipient or Contractor Name:** UNITED COMMUNITY HOUSING COALITION

**City:** Detroit

**State:** MI

**Zip Code:** 48226, 1400

**DUNS Number:** 051034718

**UEI:**

**Is subrecipient a victim services provider:** N

**Subrecipient Organization Type:** Other Non-Profit Organization

**ESG Subgrant or Contract Award Amount:** 275000



**Subrecipient or Contractor Name:** COALITION ON TEMPORARY SHELTERS

**City:** Detroit

**State:** MI

**Zip Code:** 48201 2722

**DUNS Number:** 161078902

**UEI:**

**Is subrecipient a victim services provider:** N

**Subrecipient Organization Type:** Other Non-Profit Organization

**ESG Subgrant or Contract Award Amount:** 110948.56

**Subrecipient or Contractor Name:** MATRIX HUMAN SERVICES

**City:** Detroit

**State:** MI

**Zip Code:** 48202, 2012

**DUNS Number:** 020830303

**UEI:**

**Is subrecipient a victim services provider:** N

**Subrecipient Organization Type:** Other Non-Profit Organization

**ESG Subgrant or Contract Award Amount:** 60997.94

**Subrecipient or Contractor Name:** NEIGHBORHOOD SERVICES ORGANIZATION

**City:** Detroit

**State:** MI

**Zip Code:** 48226, 1400

**DUNS Number:** 043419399

**UEI:**

**Is subrecipient a victim services provider:** N

**Subrecipient Organization Type:** Other Non-Profit Organization

**ESG Subgrant or Contract Award Amount:** 415000

**Subrecipient or Contractor Name:** YWCA INTERIM HOUSE

**City:** Detroit

**State:** MI

**Zip Code:** 48221, 0904

**DUNS Number:** 121516199

**UEI:**

**Is subrecipient a victim services provider:** Y

**Subrecipient Organization Type:** Other Non-Profit Organization

**ESG Subgrant or Contract Award Amount:** 51728.56

**Subrecipient or Contractor Name:** THE SALVATION ARMY

**City:** Grand Rapids

**State:** MI

**Zip Code:** 49503, 3849

**DUNS Number:** 125624804

**UEI:**

**Is subrecipient a victim services provider:** N

**Subrecipient Organization Type:** Other Non-Profit Organization

**ESG Subgrant or Contract Award Amount:** 80000

**Subrecipient or Contractor Name:** COVENANT HOUSE OF MICHIGAN

**City:** Detroit

**State:** MI

**Zip Code:** 48208, 2475

**DUNS Number:** 075209411

**UEI:**

**Is subrecipient a victim services provider:** N

**Subrecipient Organization Type:** Other Non-Profit Organization

**ESG Subgrant or Contract Award Amount:** 72518.56

**Subrecipient or Contractor Name:** CASS COMM SOCIAL SVCS ROTATING SHELTER

**City:** Detroit

**State:** MI

**Zip Code:** 48206, 1351

**DUNS Number:** 167525070

**UEI:**

**Is subrecipient a victim services provider:** N

**Subrecipient Organization Type:** Other Non-Profit Organization

**ESG Subgrant or Contract Award Amount:** 290052.23

**Subrecipient or Contractor Name:** Community Home Support (Shelter Placement)

**City:** Detroit

**State:** MI

**Zip Code:** 48201, 3421

**DUNS Number:** 026320691

**UEI:**

**Is subrecipient a victim services provider:** N

**Subrecipient Organization Type:** Other Non-Profit Organization

**ESG Subgrant or Contract Award Amount:** 95228.63

**Subrecipient or Contractor Name:** City of Detroit Health Department

**City:** Detroit

**State:** MI

**Zip Code:** 48207,

**DUNS Number:**

**UEI:**

**Is subrecipient a victim services provider:** N

**Subrecipient Organization Type:** Unit of Government

**ESG Subgrant or Contract Award Amount:** 246076.39

**Subrecipient or Contractor Name:** Methodist Children's Home Society

**City:** Redford

**State:** MI

**Zip Code:** 48240, 2319

**DUNS Number:** 99652117

**UEI:**

**Is subrecipient a victim services provider:** N

**Subrecipient Organization Type:** Other Non-Profit Organization

**ESG Subgrant or Contract Award Amount:** 56030

**Subrecipient or Contractor Name:** Ruth Ellis Center

**City:** Highland Park

**State:** MI

**Zip Code:** 48203, 3127

**DUNS Number:**

**UEI:**

**Is subrecipient a victim services provider:** N

**Subrecipient Organization Type:** Other Non-Profit Organization

**ESG Subgrant or Contract Award Amount:** 47015.6

DRAFT

## CR-65 - Persons Assisted (SEE SAGE REPORT)

### 4. Persons Served

#### 4a. Complete for Homelessness Prevention Activities

Number of Persons in Households	Total
Adults	0
Children	0
Don't Know/Refused/Other	0
Missing Information	0
<b>Total</b>	<b>0</b>

Table 16 – Household Information for Homeless Prevention Activities

#### 4b. Complete for Rapid Re-Housing Activities

Number of Persons in Households	Total
Adults	0
Children	0
Don't Know/Refused/Other	0
Missing Information	0
<b>Total</b>	<b>0</b>

Table 17 – Household Information for Rapid Re-Housing Activities

#### 4c. Complete for Shelter

Number of Persons in Households	Total
Adults	0
Children	0
Don't Know/Refused/Other	0
Missing Information	0
<b>Total</b>	<b>0</b>

Table 18 – Shelter Information

#### 4d. Street Outreach

Number of Persons in Households	Total
Adults	0
Children	0
Don't Know/Refused/Other	0
Missing Information	0
<b>Total</b>	<b>0</b>

Table 19 – Household Information for Street Outreach

#### 4e. Totals for all Persons Served with ESG

Number of Persons in Households	Total
Adults	0
Children	0
Don't Know/Refused/Other	0
Missing Information	0
<b>Total</b>	<b>0</b>

Table 20 – Household Information for Persons Served with ESG

#### 5. Gender—Complete for All Activities

	Total
Male	0
Female	0
Transgender	0
Don't Know/Refused/Other	0
Missing Information	0
<b>Total</b>	<b>0</b>

Table 21 – Gender Information

## 6. Age—Complete for All Activities

	Total
Under 18	0
18-24	0
25 and over	0
Don't Know/Refused/Other	0
Missing Information	0
<b>Total</b>	<b>0</b>

Table 22 – Age Information

## 7. Special Populations Served—Complete for All Activities

Number of Persons in Households				
Subpopulation	Total	Total Persons Served – Prevention	Total Persons Served – RRH	Total Persons Served in Emergency Shelters
Veterans	0	0	0	0
Victims of Domestic Violence	0	0	0	0
Elderly	0	0	0	0
HIV/AIDS	0	0	0	0
Chronically Homeless	0	0	0	0
<b>Persons with Disabilities:</b>				
Severely Mentally Ill	0	0	0	0
Chronic Substance Abuse	0	0	0	0
Other Disability	0	0	0	0
Total (Unduplicated if possible)	0	0	0	0

Table 23 – Special Population Served

## CR-70 – ESG 91.520(g) - Assistance Provided and Outcomes

### 10. Shelter Utilization

Number of New Units - Rehabbed	0
Number of New Units - Conversion	150
Total Number of bed-nights available	400,457
Total Number of bed-nights provided	382,419
Capacity Utilization	95%

Table 24 – Shelter Capacity

### 11. Project Outcomes Data measured under the performance standards developed in consultation with the CoC(s)

The City of Detroit worked with the greater Continuum of Care to establish written standards which include project outcome data measured for each program type funded under ESG, as well as our multi year implementation plan to move toward performance-based contracting. The established outcomes are listed in the attachment section of this report. We have established baseline and performance benchmarks for subrecipients to achieve to drive funding decisions. These metrics are focusing on improving outcomes, for all programs funded through ESG.



## CR-75 – Expenditures

### 11. Expenditures

#### 11a. ESG Expenditures for Homelessness Prevention

	Dollar Amount of Expenditures in Program Year		
	2022	2023 (see Sage)	2024 (see Sage)
Expenditures for Rental Assistance	41,6840		
Expenditures for Housing Relocation and Stabilization Services - Financial Assistance	42,4070		
Expenditures for Housing Relocation & Stabilization Services - Services	107,4570		
Expenditures for Homeless Prevention under Emergency Shelter Grants Program	197,548		
<b>Subtotal Homelessness Prevention</b>	<b>389,096</b>		

Table 25 – ESG Expenditures for Homelessness Prevention

#### 11b. ESG Expenditures for Rapid Re-Housing

	Dollar Amount of Expenditures in Program Year		
	2022	2023 (see Sage)	2024 (see Sage)
Expenditures for Rental Assistance	63,335		
Expenditures for Housing Relocation and Stabilization Services - Financial Assistance	4,130		
Expenditures for Housing Relocation & Stabilization Services - Services	47,148		
Expenditures for Homeless Assistance under Emergency Shelter Grants Program	0		
<b>Subtotal Rapid Re-Housing</b>	<b>114,613</b>		

Table 26 – ESG Expenditures for Rapid Re-Housing

#### 11c. ESG Expenditures for Emergency Shelter

	Dollar Amount of Expenditures in Program Year		
	2022	2023 (see Sage)	2024 (see Sage)
Essential Services	547,729		
Operations	149,204		
Renovation	0		

Major Rehab	0		
Conversion	0		
<b>Subtotal</b>	<b>696,933</b>		

**Table 27 – ESG Expenditures for Emergency Shelter**

#### 11d. Other Grant Expenditures

	Dollar Amount of Expenditures in Program Year		
	2022	2023 (see Sage)	2024 (see Sage)
Street Outreach	0		
HMIS	0		
Administration	15,855		

**Table 28 - Other Grant Expenditures**

#### 11e. Total ESG Grant Funds

Total ESG Funds Expended	2022	2023 (see Sage)	2024 (see Sage)
653	1,216,497		

**Table 29 - Total ESG Funds Expended**

#### 11f. Match Source

	2022	2023 (see Sage)	2024 (see Sage)
Other Non-ESG HUD Funds	2,249,641		
Other Federal Funds	0		
State Government	0		
Local Government	0		

Private Funds	0		
Other	0		
Fees	0		
Program Income	0		
<b>Total Match Amount</b>	<b>2,249,641</b>		

**Table 30 - Other Funds Expended on Eligible ESG Activities**

**11g. Total**

<b>Total Amount of Funds Expended on ESG Activities</b>	<b>2022</b>	<b>2023 (see Sage)</b>	<b>2024 (see Sage)</b>
722,495	3,466,138		

**Table 31 - Total Amount of Funds Expended on ESG Activities**

# APPENDIX:

# **CITIZENS PARTICIPATION:**

**CITY OF DETROIT  
HOUSING AND REVITALIZATION DEPARTMENT  
MICHAEL E. DUGGAN, MAYOR  
JULIE SCHNEIDER, DIRECTOR**

**NOTICE OF AVAILABILITY AND PUBLIC HEARING ON THE DRAFT  
2024 CONSOLIDATED ANNUAL PERFORMANCE AND EVALUATION  
REPORT (CAPER)**

The CAPER describes the expenditures for projects implemented or completed between July 1, 2024 and June 30, 2025 for the Community Development Block Grant (CDBG), HOME Investment Partnerships (HOME), Emergency Solutions Grants (ESG), and Housing Opportunities for Persons With AIDS (HOPWA) programs. The report also discusses housing and community development goal and objective attainment as outlined in the Consolidated Plan strategy and Action Plans. The CAPER is submitted to HUD annually.

The Housing and Revitalization Department will hold a virtual public hearing to receive comments on the Draft 2024 Consolidated Annual Performance and Evaluation Report (CAPER). The CAPER virtual public hearing will be held on Wednesday, September 24, 2025, from 5:00 pm – 6:00 pm. Registration and Microsoft Teams information can be obtained by visiting HRD website at: [www.detroitmi.gov/hrd](http://www.detroitmi.gov/hrd) click on HUD Consolidated Plans or by email requesting meeting information at:

[HRDPublicComments@detroitmi.gov](mailto:HRDPublicComments@detroitmi.gov)

## **Microsoft Teams** [Need help?](#)

### **[Join the meeting now](#)**

Meeting ID: 272 500 685 987 3

Passcode: nP6L3QK9

---

### **Dial in by phone**

[+1 469-998-6602,,91339531#](tel:+1469998660291339531) United States, Dallas

[Find a local number](#)

Phone conference ID: 913 395 31#

For organizers: [Meeting options](#) | [Reset dial-in PIN](#)

During the public hearing, the CAPER will be described and citizens will be given the opportunity to comment on the report and the City's performance in carrying out the Consolidated Plan goals.

The Draft CAPER will be available for public review online and for public comment on the City of Detroit Housing and Revitalization Department's website (see below and public comment email address) from September 10 - September 25, 2025.

<https://detroitmi.gov/departments/housing-and-revitalization-department/hud-programs-and-information/hud-consolidated-plans>

To mail-in request, public comment email and other questions please see contact information below:


**Housing and Revitalization Department**  
**Grants Management Section**  
**W. T. Duncan**  
**2 Woodward Avenue, Suite 908**  
**Detroit, Michigan 48226**  
**Telephone: (313) 224-6380**  
[HRDPublicComments@detroitmi.gov](mailto:HRDPublicComments@detroitmi.gov)


Citizens are invited to comment on the Draft CAPER anytime during the review period-- by email, by phone, or at the virtual public hearing. Citizen comments will be summarized and included in the CAPER.


**NOTICE OF NON-DISCRIMINATION:** The City of Detroit does not discriminate on the basis of race, color, creed, national origin, age, handicap, sex or sexual orientation. Discrimination complaints may be filed with the City of Detroit, Civil Rights, Inclusion & Opportunity Department 2 Woodward Suite 1240 Coleman A. Young Municipal Center, Detroit, Michigan 48226


# **PR-26 FINANCIAL SUMMARY - CDBG**





	Office of Community Planning and Development						DATE:	09-20-25	
	U.S. Department of Housing and Urban Development						TIME:	19:24	
	Integrated Disbursement and Information System						PAGE:	1	
	PR26 - CDBG Financial Summary Report								
	Program Year 2024								
DETROIT, MI									
<b>PART I: SUMMARY OF CDBG RESOURCES</b>									
01 UNEXPENDED CDBG FUNDS AT END OF PREVIOUS PROGRAM YEAR								0.00	
02 ENTITLEMENT GRANT								32,759,210.00	
03 SURPLUS URBAN RENEWAL								0.00	
04 SECTION 108 GUARANTEED LOAN FUNDS								0.00	
05 CURRENT YEAR PROGRAM INCOME								3,782,191.12	
05a CURRENT YEAR SECTION 108 PROGRAM INCOME (FOR SI TYPE)								0.00	
06 FUNDS RETURNED TO THE LINE-OF-CREDIT								0.00	
06a FUNDS RETURNED TO THE LOCAL CDBG ACCOUNT								4,989,295.00	
07 ADJUSTMENT TO COMPUTE TOTAL AVAILABLE								0.00	
08 TOTAL AVAILABLE (SUM, LINES 01-07)								41,530,696.12	
<b>PART II: SUMMARY OF CDBG EXPENDITURES</b>									
09 DISBURSEMENTS OTHER THAN SECTION 108 REPAYMENTS AND PLANNING/ADMINISTRATION								28,005,961.62	
10 ADJUSTMENT TO COMPUTE TOTAL AMOUNT SUBJECT TO LOW/MOD BENEFIT								0.00	
11 AMOUNT SUBJECT TO LOW/MOD BENEFIT (LINE 09 + LINE 10)								28,005,961.62	
12 DISBURSED IN IDIS FOR PLANNING/ADMINISTRATION								5,523,273.70	
13 DISBURSED IN IDIS FOR SECTION 108 REPAYMENTS								8,727,944.41	
14 ADJUSTMENT TO COMPUTE TOTAL EXPENDITURES								0.00	
15 TOTAL EXPENDITURES (SUM, LINES 11-14)								42,257,179.73	
16 UNEXPENDED BALANCE (LINE 08 - LINE 15)								(726,483.61)	
<b>PART III: LOWMOD BENEFIT THIS REPORTING PERIOD</b>									
17 EXPENDED FOR LOW/MOD HOUSING IN SPECIAL AREAS								0.00	
18 EXPENDED FOR LOW/MOD MULTI-UNIT HOUSING								0.00	
19 DISBURSED FOR OTHER LOW/MOD ACTIVITIES								17,464,983.08	
20 ADJUSTMENT TO COMPUTE TOTAL LOW/MOD CREDIT								0.00	
21 TOTAL LOW/MOD CREDIT (SUM, LINES 17-20)								17,464,983.08	
22 PERCENT LOW/MOD CREDIT (LINE 21/LINE 11)								62.36%	
<b>LOW/MOD BENEFIT FOR MULTI-YEAR CERTIFICATIONS</b>									
23 PROGRAM YEARS(PY) COVERED IN CERTIFICATION								PY: PY: PY:	
24 CUMULATIVE NET EXPENDITURES SUBJECT TO LOW/MOD BENEFIT CALCULATION								0.00	
25 CUMULATIVE EXPENDITURES BENEFITTING LOW/MOD PERSONS								0.00	
26 PERCENT BENEFIT TO LOW/MOD PERSONS (LINE 25/LINE 24)								0.00%	
<b>PART IV: PUBLIC SERVICE (PS) CAP CALCULATIONS</b>									
27 DISBURSED IN IDIS FOR PUBLIC SERVICES								6,592,938.45	
28 PS UNLIQUIDATED OBLIGATIONS AT END OF CURRENT PROGRAM YEAR								0.00	
29 PS UNLIQUIDATED OBLIGATIONS AT END OF PREVIOUS PROGRAM YEAR								0.00	
30 ADJUSTMENT TO COMPUTE TOTAL PS OBLIGATIONS								0.00	
31 TOTAL PS OBLIGATIONS (LINE 27 + LINE 28 - LINE 29 + LINE 30)								6,592,938.45	
32 ENTITLEMENT GRANT								32,759,210.00	
33 PRIOR YEAR PROGRAM INCOME								7,765,964.80	
34 ADJUSTMENT TO COMPUTE TOTAL SUBJECT TO PS CAP								0.00	
35 TOTAL SUBJECT TO PS CAP (SUM, LINES 32-34)								40,525,174.80	
36 PERCENT FUNDS OBLIGATED FOR PS ACTIVITIES (LINE 31/LINE 35)								16.27%	
<b>PART V: PLANNING AND ADMINISTRATION (PA) CAP</b>									
37 DISBURSED IN IDIS FOR PLANNING/ADMINISTRATION								5,523,273.70	
38 PA UNLIQUIDATED OBLIGATIONS AT END OF CURRENT PROGRAM YEAR								0.00	
39 PA UNLIQUIDATED OBLIGATIONS AT END OF PREVIOUS PROGRAM YEAR								0.00	
40 ADJUSTMENT TO COMPUTE TOTAL PA OBLIGATIONS								0.00	
41 TOTAL PA OBLIGATIONS (LINE 37 + LINE 38 - LINE 39 +LINE 40)								5,523,273.70	
42 ENTITLEMENT GRANT								32,759,210.00	
43 CURRENT YEAR PROGRAM INCOME								3,782,191.12	
44 ADJUSTMENT TO COMPUTE TOTAL SUBJECT TO PA CAP								0.00	
45 TOTAL SUBJECT TO PA CAP (SUM, LINES 42-44)								36,541,401.12	
46 PERCENT FUNDS OBLIGATED FOR PA ACTIVITIES (LINE 41/LINE 45)								15.12%	
<b>LINE 17 DETAIL: ACTIVITIES TO CONSIDER IN DETERMINING THE AMOUNT TO ENTER ON LINE 17</b>									
Plan Year	IDIS Project	IDIS Activity	Voucher Number	Activity Name	Matrix Code	National Objective	Target Area Type	Drawn Amount	
2014	109	8183	6961309	Housing Rehab Loan Program NRSA1	14A	LMHSP	Strategy area	\$36,828.92	
2014	109	8184	6961309	Housing Rehab Loan Program NRSA 2	14A	LMHSP	Strategy area	\$128,082.32	
2014	109	8184	6961806	Housing Rehab Loan Program NRSA 2	14A	LMHSP	Strategy area	\$4,450.00	
2014	109	8185	6961309	Housing Rehab Loan Program NRSA 3	14A	LMHSP	Strategy area	\$53,884.96	
2014	109	8186	6961309	Housing Rehab Loan Program NRSA 4	14A	LMHSP	Strategy area	\$145,701.00	
2014	109	8187	6961309	Housing Rehab Loan Program NRSA 5	14A	LMHSP	Strategy area	\$177,573.57	
2016	7	8227	6961309	CDBG Housing Rehab Loan Program NRSA 1 (2016)	14A	LMH	Strategy area	\$29,939.81	
2016	7	8442	6961309	CDBG Housing Rehab Loan Program NRSA 2 (2016)	14A	LMHSP	Strategy area	\$32,366.22	
2016	7	8443	6961309	CDBG Housing Rehab Loan Program NRSA 3 (2016)	14A	LMHSP	Strategy area	\$8,357.02	
2016	7	8444	6961309	CDBG Housing Rehab Loan Program NRSA 4 (2016)	14A	LMHSP	Strategy area	\$36,840.55	
2016	7	8445	6961309	CDBG Housing Rehab Loan Program NRSA 5 (2016)	14A	LMHSP	Strategy area	\$48,152.14	
2016	7	8446	6961309	CDBG Housing Rehab Loan Program (CITY-WIDE) (2016)	14A	LMH	Strategy area	\$44,048.84	
2019	5	8697	6961309	CDBG Housing Rehab Loan Program 0% interest (NRSA1)	14A	LMH	Strategy area	\$17,383.40	
2019	5	9050	6961309	CDBG Housing Rehab Loan Program 0% interest (NRSA 2)	14A	LMH	Strategy area	\$13,060.53	
2019	5	9051	6961309	CDBG Housing Rehab Loan Program 0% interest (NRSA 3)	14A	LMH	Strategy area	\$3,652.63	
2019	5	9052	6961309	CDBG Housing Rehab Loan Program 0% interest (NRSA 4)	14A	LMH	Strategy area	\$14,753.38	
2019	5	9053	6961309	CDBG Housing Rehab Loan Program 0% interest (NRSA 5)	14A	LMH	Strategy area	\$18,400.89	
2020	5	9251	6961309	CDBG Housing Rehab Loan Program 0% interest (NRSA 1)	14A	LMH	Strategy area	\$3,627.09	

		Office of Community Planning and Development										DATE:		09-20-25	
		U.S. Department of Housing and Urban Development										TIME:		19:24	
		Integrated Disbursement and Information System										PAGE:		1	
		PR26 - CDBG Financial Summary Report													
		Program Year 2024													
		DETROIT , MI													
2020	5	9252	6961309	CDBG Housing Rehab Loan Program 0% interest (NRSA 2)	14A	LMH	Strategy area						\$57,906.94		
2020	5	9253	6961309	CDBG Housing Rehab Loan Program 0% interest (NRSA 3)	14A	LMH	Strategy area						\$18,811.48		
2020	5	9254	6961309	CDBG Housing Rehab Loan Program 0% interest (NRSA 4)	14A	LMH	Strategy area						\$21,294.10		
2020	5	9255	6961309	CDBG Housing Rehab Loan Program 0% interest (NRSA 5)	14A	LMH	Strategy area						\$30,792.44		
2022	2	9531	7012956	CDBG Housing Rehab Loan Program 0% interest (NRSA 1)	14A	LMH	Strategy area						\$12,500.00		
2022	2	9531	7012987	CDBG Housing Rehab Loan Program 0% interest (NRSA 1)	14A	LMH	Strategy area						\$8,152.50		
2022	2	9532	7012978	CDBG Housing Rehab Loan Program 0% interest (NRSA 2)	14A	LMH	Strategy area						\$44,103.00		
2022	2	9532	7013058	CDBG Housing Rehab Loan Program 0% interest (NRSA 2)	14A	LMH	Strategy area						\$29,565.00		
2022	2	9534	7011462	CDBG Housing Rehab Loan Program 0% interest (NRSA 4)	14A	LMH	Strategy area						\$12,500.00		
2022	2	9534	7012931	CDBG Housing Rehab Loan Program 0% interest (NRSA 4)	14A	LMH	Strategy area						\$48,002.50		
2022	2	9534	7013062	CDBG Housing Rehab Loan Program 0% interest (NRSA 4)	14A	LMH	Strategy area						\$24,543.50		
2022	2	9535	7013008	CDBG Housing Rehab Loan Program 0% interest (NRSA 5)	14A	LMH	Strategy area						\$58,217.50		
2022	2	9535	7013052	CDBG Housing Rehab Loan Program 0% interest (NRSA 5)	14A	LMH	Strategy area						\$12,500.00		
					14A	Matrix Code							\$1,195,992.23		
2022	2	9540	7011263	CDBG Housing Rehab Loan Program 0% interest (Admin - NRSA)	14H	LMH	Strategy area						\$7,500.00		
2022	2	9540	7011470	CDBG Housing Rehab Loan Program 0% interest (Admin - NRSA)	14H	LMH	Strategy area						\$8,500.00		
2022	2	9540	7011500	CDBG Housing Rehab Loan Program 0% interest (Admin - NRSA)	14H	LMH	Strategy area						\$45,000.00		
2022	2	9540	7011508	CDBG Housing Rehab Loan Program 0% interest (Admin - NRSA)	14H	LMH	Strategy area						\$35,000.00		
2022	2	9540	7011526	CDBG Housing Rehab Loan Program 0% interest (Admin - NRSA)	14H	LMH	Strategy area						\$7,000.00		
2022	2	9540	7011620	CDBG Housing Rehab Loan Program 0% interest (Admin - NRSA)	14H	LMH	Strategy area						\$5,000.00		
2022	2	9540	7012975	CDBG Housing Rehab Loan Program 0% interest (Admin - NRSA)	14H	LMH	Strategy area						\$20,000.00		
2022	2	9540	7012998	CDBG Housing Rehab Loan Program 0% interest (Admin - NRSA)	14H	LMH	Strategy area						\$22,000.00		
2022	2	9540	7049483	CDBG Housing Rehab Loan Program 0% interest (Admin - NRSA)	14H	LMH	Strategy area						\$1,200.00		
2022	2	9540	7049493	CDBG Housing Rehab Loan Program 0% interest (Admin - NRSA)	14H	LMH	Strategy area						\$1,275.00		
					14H	Matrix Code							\$152,475.00		
Total													\$1,348,467.23		
LINE 18 DETAIL: ACTIVITIES TO CONSIDER IN DETERMINING THE AMOUNT TO ENTER ON LINE 18															
Plan Year	IDIS Project	IDIS Activity	Activity Name	Matrix Code	National Objective	Drawn Amount									
2017	20	9444	Hubbard Farms Preservation (Apartment Acquisition) (Southwest Hsg Solutions Corp) (MCM repaymt)	01	LMH	\$1,889,295.00									
2017	20	9564	Buermeyer Limited Dividend Housing Association LLC (COTS) (Acquisition) (MCM repaymt)	01	LMH	\$1,500,000.00									
2017	20	9567	Martin Gardens of Detroit LDHA LP (SW Housing Solutions) (Acquisition) (MCM repaymt)	01	LMH	\$1,600,000.00									
2022	3	9402	Pre-Development Affordable Housing (5800 Michigan Ave) - Reprogramming Funds FY 2022-23 (01 Acq)	01	LMH	\$5,000.00									
2023	3	9570	Hubbard Farms Preservation (Apt Acquisition) (Southwest Hsg Solutions Corp)	01	LMH	\$10,705.00									
2023	3	9572	Russell Woods Sr Living Comm (Pre-Dev Affordable Hsg) (Limited Dividend Housing Assoc) (01) (Acq)	01	LMH	\$367,513.15									
				01	Matrix Code	\$5,372,513.15									
2022	3	9410	Pre-Development Affordable Housing (5800 Michigan Ave) - Reprogrammed Funds FY 2022-23 (031))	031	LMH	\$5,000.00									
				031	Matrix Code	\$5,000.00									
2022	3	9401	Pre-Development Affordable Housing (5800 Michigan Ave) - Reprogramming Funds FY 2022-23 (031)	031	LMH	\$5,000.00									
				031	Matrix Code	\$5,000.00									
2022	3	9293	Pre-Development Affordable Housing (5800 Michigan Ave) - Reprogrammed Funds FY 2022-23 (04A)	04A	LMH	\$12,772.00									
2022	3	9420	Pre-Dev Cost Affordable Housing (Brush & Watson Developm Prj) 04A (Pre-dev budgeted pot)	04A	LMH	\$41,000.00									
2022	5	9555	Preserve on Ash I (Choice Neighborhood Initiative Match) (2022)	04A	LMH	\$215,651.98									
2023	3	9573	Russell Woods Sr Living Comm (Pre-Dev Affordable Hsg) (Limited Dividend Housing Assoc) (04A)	04A	LMH	\$10,793.20									
2023	5	9556	Preserve on Ash I (Choice Neighborhood Initiative Match) (2023)	04A	LMH	\$1,045,831.10									
				04A	Matrix Code	\$1,326,048.28									
2023	3	9574	Russell Woods Sr Living Comm (Pre-Dev Affordable Hsg) (Limited Dividend Housing Assoc) (14B)	14B	LMH	\$1,490,429.70									
2024	3	9584	Russell Woods Sr Living Comm (Pre-Dev Afford Hsg) (Lt Dividend Hsg Assoc) (14B) Reprogrammd funds 24	14B	LMH	\$394,011.75									
				14B	Matrix Code	\$1,884,441.45									
2022	3	9160	Multi-Family Staffing (Direct)	14H	LMH	\$206,283.62									
2022	3	9547	Multi-Family Staffing (Indirect)	14H	LMH	\$299,862.70									
2023	3	9299	Multi-Family Staffing (Direct)	14H	LMH	\$547,645.75									
2024	3	9455	Development & Investment - Multi-Family Staffing (Direct)	14H	LMH	\$158,154.24									
				14H	Matrix Code	\$1,211,946.31									
Total						\$9,804,949.19									
LINE 19 DETAIL: ACTIVITIES INCLUDED IN THE COMPUTATION OF LINE 19															
Plan Year	IDIS Project	IDIS Activity	Voucher Number	Activity Name	Matrix Code	National Objective	Drawn Amount								
2021	4	9405	6984619	St. Patrick Senior Center (Reprogrammed funds from the PFR bucket 2021)	03A	LMC	\$12,545.00								
					03A	Matrix Code	\$12,545.00								
2023	7	9338	6947728	Cass Community Social Services (SO)	03C	LMC	\$13,080.34								
2023	7	9338	6949400	Cass Community Social Services (SO)	03C	LMC	\$17,039.30								
2023	7	9338	6961759	Cass Community Social Services (SO)	03C	LMC	\$50,633.95								
2023	7	9338	6974165	Cass Community Social Services (SO)	03C	LMC	\$29,479.24								
2023	7	9338	6990347	Cass Community Social Services (SO)	03C	LMC	\$41,048.36								
2023	7	9338	6991540	Cass Community Social Services (SO)	03C	LMC	\$29,589.58								
2023	7	9338	7017430	Cass Community Social Services (SO)	03C	LMC	\$331.65								
2023	7	9340	6944560	Central United Methodist/NOAH (SO)	03C	LMC	\$17,847.73								
2023	7	9340	6957864	Central United Methodist/NOAH (SO)	03C	LMC	\$18,061.72								
2023	7	9340	6974274	Central United Methodist/NOAH (SO)	03C	LMC	\$30,481.22								
2023	7	9340	6979430	Central United Methodist/NOAH (SO)	03C	LMC	\$21,493.92								
2023	7	9340	6992415	Central United Methodist/NOAH (SO)	03C	LMC	\$22,532.59								
2023	7	9351	6944539	Neighborhood Service Organization (SO)	03C	LMC	\$16,345.00								
2023	7	9351	6956514	Neighborhood Service Organization (SO)	03C	LMC	\$11,212.41								
2023	7	9351	6969509	Neighborhood Service Organization (SO)	03C	LMC	\$11,380.75								
2023	7	9351	6982074	Neighborhood Service Organization (SO)	03C	LMC	\$31,064.92								


		Office of Community Planning and Development						DATE:		09-20-25	
		U.S. Department of Housing and Urban Development						TIME:		19:24	
		Integrated Disbursement and Information System						PAGE:		1	
		PR26 - CDBG Financial Summary Report									
		Program Year 2024									
		DETROIT , MI									
2023	7	9351	6988632	Neighborhood Service Organization (SO)			03C	LMC		\$13,589.85	
2023	7	9351	6999363	Neighborhood Service Organization (SO)			03C	LMC		\$12,703.08	
2024	7	9500	7001915	Cass Community Social Services (SO)			03C	LMC		\$17,131.15	
2024	7	9500	7009833	Cass Community Social Services (SO)			03C	LMC		\$20,191.14	
2024	7	9500	7025193	Cass Community Social Services (SO)			03C	LMC		\$21,940.57	
2024	7	9500	7029384	Cass Community Social Services (SO)			03C	LMC		\$22,743.67	
2024	7	9500	7042664	Cass Community Social Services (SO)			03C	LMC		\$25,003.13	
2024	7	9500	7052438	Cass Community Social Services (SO)			03C	LMC		\$19,832.33	
							03C	Matrix Code		\$514,757.60	
2022	4	9156	7012053	IFF			03E	LMC		\$86,036.90	
2022	5	9159	6960853	Owen Community Empowerment Center Pre-Dvlpt Planning (Choice Neighborhood Initiative Grant Match)			03E	LMA		\$12,093.50	
2022	5	9159	6960855	Owen Community Empowerment Center Pre-Dvlpt Planning (Choice Neighborhood Initiative Grant Match)			03E	LMA		\$8,220.60	
2022	5	9159	6960856	Owen Community Empowerment Center Pre-Dvlpt Planning (Choice Neighborhood Initiative Grant Match)			03E	LMA		\$4,600.00	
2022	5	9159	6979398	Owen Community Empowerment Center Pre-Dvlpt Planning (Choice Neighborhood Initiative Grant Match)			03E	LMA		\$8,796.50	
2022	5	9159	7004880	Owen Community Empowerment Center Pre-Dvlpt Planning (Choice Neighborhood Initiative Grant Match)			03E	LMA		\$72,928.05	
							03E	Matrix Code		\$192,675.55	
2022	5	9265	6947749	Green Stormwater Infrastructure (GSI) (Choice Neighborhood Initiative Match)			03I	LMA		\$7,916.40	
2022	5	9265	6947753	Green Stormwater Infrastructure (GSI) (Choice Neighborhood Initiative Match)			03I	LMA		\$3,639.56	
2022	5	9265	6958344	Green Stormwater Infrastructure (GSI) (Choice Neighborhood Initiative Match)			03I	LMA		\$3,084.01	
2022	5	9265	7015099	Green Stormwater Infrastructure (GSI) (Choice Neighborhood Initiative Match)			03I	LMA		\$10,605.87	
2022	5	9265	7036301	Green Stormwater Infrastructure (GSI) (Choice Neighborhood Initiative Match)			03I	LMA		\$10,061.82	
2022	5	9265	7038537	Green Stormwater Infrastructure (GSI) (Choice Neighborhood Initiative Match)			03I	LMA		\$10,061.82	
							03I	Matrix Code		\$45,369.48	
2023	5	9441	6961614	Choice Neighborhoods CCI 2: Streetscape Design			03K	LMA		\$17,282.50	
2023	5	9441	6961804	Choice Neighborhoods CCI 2: Streetscape Design			03K	LMA		\$21,441.84	
2023	5	9441	6963963	Choice Neighborhoods CCI 2: Streetscape Design			03K	LMA		\$22,180.00	
2023	5	9441	6974220	Choice Neighborhoods CCI 2: Streetscape Design			03K	LMA		\$23,463.65	
2023	5	9441	6984577	Choice Neighborhoods CCI 2: Streetscape Design			03K	LMA		\$26,197.83	
2023	5	9441	6999411	Choice Neighborhoods CCI 2: Streetscape Design			03K	LMA		\$11,760.00	
2023	5	9441	7007940	Choice Neighborhoods CCI 2: Streetscape Design			03K	LMA		\$55,111.35	
2023	5	9441	7016394	Choice Neighborhoods CCI 2: Streetscape Design			03K	LMA		\$24,003.75	
2023	5	9441	7040319	Choice Neighborhoods CCI 2: Streetscape Design			03K	LMA		\$46,760.28	
2023	5	9441	7065811	Choice Neighborhoods CCI 2: Streetscape Design			03K	LMA		\$26,798.80	
							03K	Matrix Code		\$275,000.00	
2022	8	9206	7001073	Detroit Housing Services (formerly Code Blue)			03T	LMC		\$91,650.34	
2022	8	9206	7003522	Detroit Housing Services (formerly Code Blue)			03T	LMC		\$26,070.00	
2022	8	9206	7004009	Detroit Housing Services (formerly Code Blue)			03T	LMC		\$70,629.76	
2022	8	9206	7004051	Detroit Housing Services (formerly Code Blue)			03T	LMC		\$28,427.00	
2022	8	9206	7007118	Detroit Housing Services (formerly Code Blue)			03T	LMC		\$29,290.29	
2023	7	9336	6960386	Alternatives for Girls			03T	LMC		\$8,695.24	
2023	7	9336	6969585	Alternatives for Girls			03T	LMC		\$11,938.63	
2023	7	9336	6969933	Alternatives for Girls			03T	LMC		\$11,508.85	
2023	7	9336	6969938	Alternatives for Girls			03T	LMC		\$8,277.60	
2023	7	9336	6969977	Alternatives for Girls			03T	LMC		\$9,031.29	
2023	7	9336	7001012	Alternatives for Girls			03T	LMC		\$8,502.96	
2023	7	9336	7004072	Alternatives for Girls			03T	LMC		\$9,194.66	
2023	7	9336	7004079	Alternatives for Girls			03T	LMC		\$4,307.82	
2023	7	9336	7006008	Alternatives for Girls			03T	LMC		\$12,697.17	
2023	7	9336	7007434	Alternatives for Girls			03T	LMC		\$9,266.66	
2023	7	9336	7007977	Alternatives for Girls			03T	LMC		\$4,092.14	
2023	7	9337	6936100	Cass Community Social Services Family Shelter (ES)			03T	LMC		\$13,665.49	
2023	7	9337	6951557	Cass Community Social Services Family Shelter (ES)			03T	LMC		\$11,694.29	
2023	7	9337	6951558	Cass Community Social Services Family Shelter (ES)			03T	LMC		\$16,772.03	
2023	7	9337	6957146	Cass Community Social Services Family Shelter (ES)			03T	LMC		\$30,211.36	
2023	7	9337	6977223	Cass Community Social Services Family Shelter (ES)			03T	LMC		\$32,202.59	
2023	7	9337	6979333	Cass Community Social Services Family Shelter (ES)			03T	LMC		\$8,250.44	
2023	7	9337	6991088	Cass Community Social Services Family Shelter (ES)			03T	LMC		\$40,808.02	
2023	7	9337	7012051	Cass Community Social Services Family Shelter (ES)			03T	LMC		\$57,784.02	
2023	7	9339	6947726	Cass Community Social Services (ES Wm Ctr)			03T	LMC		\$2,881.49	
2023	7	9339	6956403	Cass Community Social Services (ES Wm Ctr)			03T	LMC		\$2,510.87	
2023	7	9341	6965779	Coalition on Temporary Shelter (COTS) (ES)			03T	LMC		\$7,697.94	
2023	7	9341	6965940	Coalition on Temporary Shelter (COTS) (ES)			03T	LMC		\$11,199.05	
2023	7	9341	6974912	Coalition on Temporary Shelter (COTS) (ES)			03T	LMC		\$13,423.21	
2023	7	9341	6999419	Coalition on Temporary Shelter (COTS) (ES)			03T	LMC		\$8,879.32	
2023	7	9341	6999421	Coalition on Temporary Shelter (COTS) (ES)			03T	LMC		\$21,365.88	
2023	7	9341	6999424	Coalition on Temporary Shelter (COTS) (ES)			03T	LMC		\$14,422.34	
2023	7	9342	6932403	Covenant House (ES)			03T	LMC		\$8,571.17	
2023	7	9342	6948590	Covenant House (ES)			03T	LMC		\$8,999.28	
2023	7	9342	6958341	Covenant House (ES)			03T	LMC		\$3,793.42	
2023	7	9342	6969550	Covenant House (ES)			03T	LMC		\$3,685.04	
2023	7	9342	6972134	Covenant House (ES)			03T	LMC		\$3,685.04	
2023	7	9342	6983663	Covenant House (ES)			03T	LMC		\$5,094.87	
2023	7	9343	6981156	Detroit Rescue Mission Ministries- Woodward/ Oasis (ES)			03T	LMC		\$50,000.00	
2023	7	9344	6990805	Detroit Rescue Mission Ministries- 440 E Grand Blvd (ES)			03T	LMC		\$33,000.00	
2023	7	9347	6964017	Freedom House (ES)			03T	LMC		\$4,660.46	
2023	7	9347	6969591	Freedom House (ES)			03T	LMC		\$4,415.48	
2023	7	9347	6982053	Freedom House (ES)			03T	LMC		\$8,298.76	
2023	7	9347	6982058	Freedom House (ES)			03T	LMC		\$15,394.23	


	Office of Community Planning and Development						DATE:	09-20-25		
	U.S. Department of Housing and Urban Development						TIME:	19:24		
	Integrated Disbursement and Information System						PAGE:	1		
	PR26 - CDBG Financial Summary Report									
	Program Year 2024									
		DETROIT , MI								
2023		7	9347	6986468	Freedom House (ES)	03T	LMC		\$18,762.09	
2023	7		9347	6991084	Freedom House (ES)	03T	LMC		\$25,438.69	
2023	7		9347	6994716	Freedom House (ES)	03T	LMC		\$47,856.13	
2023	7		9347	7004055	Freedom House (ES)	03T	LMC		\$33,322.87	
2023	7		9347	7006033	Freedom House (ES)	03T	LMC		\$22,789.48	
2023	7		9347	7014590	Freedom House (ES)	03T	LMC		\$500.04	
2023	7		9349	6913791	Michigan Veteran's Foundation (ES)	03T	LMC		\$10,860.98	
2023	7		9349	6932201	Michigan Veteran's Foundation (ES)	03T	LMC		\$10,001.21	
2023	7		9349	6948561	Michigan Veteran's Foundation (ES)	03T	LMC		\$9,488.76	
2023	7		9349	6958334	Michigan Veteran's Foundation (ES)	03T	LMC		\$8,816.73	
2023	7		9349	6963581	Michigan Veteran's Foundation (ES)	03T	LMC		\$4,669.56	
2023	7		9350	6934863	Neighborhood Service Organization (ES)	03T	LMC		\$27,253.67	
2023	7		9350	6944590	Neighborhood Service Organization (ES)	03T	LMC		\$26,954.83	
2023	7		9350	6956487	Neighborhood Service Organization (ES)	03T	LMC		\$10,686.67	
2023	7		9350	6966523	Neighborhood Service Organization (ES)	03T	LMC		\$10,613.78	
2023	7		9350	6979102	Neighborhood Service Organization (ES)	03T	LMC		\$27,109.91	
2023	7		9350	7004088	Neighborhood Service Organization (ES)	03T	LMC		\$16,681.40	
2023	7		9353	6911291	Salvation Army (ES)	03T	LMC		\$7,228.73	
2023	7		9353	6934851	Salvation Army (ES)	03T	LMC		\$11,193.58	
2023	7		9353	6948573	Salvation Army (ES)	03T	LMC		\$12,535.50	
2023	7		9353	6953867	Salvation Army (ES)	03T	LMC		\$11,850.46	
2023	7		9353	6969573	Salvation Army (ES)	03T	LMC		\$8,541.81	
2023	7		9353	6979350	Salvation Army (ES)	03T	LMC		\$7,418.77	
2023	7		9353	6982007	Salvation Army (ES)	03T	LMC		\$1,117.34	
2023	7		9354	6936818	YWCA Interim House (ES)	03T	LMC		\$7,470.56	
2023	7		9354	6948602	YWCA Interim House (ES)	03T	LMC		\$7,470.56	
2023	7		9354	6965950	YWCA Interim House (ES)	03T	LMC		\$7,900.75	
2023	7		9354	6969552	YWCA Interim House (ES)	03T	LMC		\$7,877.68	
2023	7		9354	6979101	YWCA Interim House (ES)	03T	LMC		\$4,746.52	
2023	7		9354	7007445	YWCA Interim House (ES)	03T	LMC		\$2,710.57	
2023	7		9409	6910368	DRMM E. Grand Blvd (Warming Center) (Reprogrammed from unallocated funds FY 2020-21)	03T	LMC		\$32,096.55	
2023	7		9409	6963639	DRMM E. Grand Blvd (Warming Center) (Reprogrammed from unallocated funds FY 2020-21)	03T	LMC		\$84,068.05	
2023	7		9409	6965922	DRMM E. Grand Blvd (Warming Center) (Reprogrammed from unallocated funds FY 2020-21)	03T	LMC		\$68,097.77	
2023	7		9409	6965944	DRMM E. Grand Blvd (Warming Center) (Reprogrammed from unallocated funds FY 2020-21)	03T	LMC		\$37,840.51	
2023	7		9409	6968072	DRMM E. Grand Blvd (Warming Center) (Reprogrammed from unallocated funds FY 2020-21)	03T	LMC		\$1,040.93	
2024	7		9499	7001914	Cass Community Social Services Family Shelter (ES)	03T	LMC		\$12,697.22	
2024	7		9499	7011971	Cass Community Social Services Family Shelter (ES)	03T	LMC		\$25,196.02	
2024	7		9499	7029363	Cass Community Social Services Family Shelter (ES)	03T	LMC		\$21,481.61	
2024	7		9499	7043257	Cass Community Social Services Family Shelter (ES)	03T	LMC		\$17,491.71	
2024	7		9499	7043267	Cass Community Social Services Family Shelter (ES)	03T	LMC		\$22,646.80	
2024	7		9501	6985764	Cass Community Social Services Warming Center (ES Wm Ctr)	03T	LMC		\$17,579.21	
2024	7		9501	6990351	Cass Community Social Services Warming Center (ES Wm Ctr)	03T	LMC		\$32,668.04	
2024	7		9501	7005063	Cass Community Social Services Warming Center (ES Wm Ctr)	03T	LMC		\$47,377.00	
2024	7		9501	7015106	Cass Community Social Services Warming Center (ES Wm Ctr)	03T	LMC		\$36,003.41	
2024	7		9501	7029375	Cass Community Social Services Warming Center (ES Wm Ctr)	03T	LMC		\$45,282.35	
2024	7		9501	7045303	Cass Community Social Services Warming Center (ES Wm Ctr)	03T	LMC		\$31,089.99	
2024	7		9502	6985742	Cass Community Social Services Rotating Shelter (ES Wm Ctr)	03T	LMC		\$2,788.20	
2024	7		9502	6985789	Cass Community Social Services Rotating Shelter (ES Wm Ctr)	03T	LMC		\$14,331.16	
2024	7		9502	7003518	Cass Community Social Services Rotating Shelter (ES Wm Ctr)	03T	LMC		\$19,938.93	
2024	7		9502	7009144	Cass Community Social Services Rotating Shelter (ES Wm Ctr)	03T	LMC		\$26,366.78	
2024	7		9502	7020601	Cass Community Social Services Rotating Shelter (ES Wm Ctr)	03T	LMC		\$25,218.20	
2024	7		9502	7029385	Cass Community Social Services Rotating Shelter (ES Wm Ctr)	03T	LMC		\$11,356.73	
2024	7		9503	7004084	Central United Methodist Church- NOAH Project (SO)	03T	LMC		\$7,709.19	
2024	7		9503	7008131	Central United Methodist Church- NOAH Project (SO)	03T	LMC		\$21,025.93	
2024	7		9503	7025139	Central United Methodist Church- NOAH Project (SO)	03T	LMC		\$21,522.50	
2024	7		9503	7029339	Central United Methodist Church- NOAH Project (SO)	03T	LMC		\$19,068.89	
2024	7		9503	7040723	Central United Methodist Church- NOAH Project (SO)	03T	LMC		\$31,063.29	
2024	7		9503	7052896	Central United Methodist Church- NOAH Project (SO)	03T	LMC		\$25,550.64	
2024	7		9504	7012056	Community & Home Supports (SO)	03T	LMC		\$6,690.42	
2024	7		9504	7013020	Community & Home Supports (SO)	03T	LMC		\$16,392.11	
2024	7		9504	7022984	Community & Home Supports (SO)	03T	LMC		\$15,568.88	
2024	7		9504	7052452	Community & Home Supports (SO)	03T	LMC		\$15,926.67	
2024	7		9504	7052680	Community & Home Supports (SO)	03T	LMC		\$16,253.28	
2024	7		9504	7052684	Community & Home Supports (SO)	03T	LMC		\$15,859.85	
2024	7		9505	7020579	Coalition on Temporary Shelter (COTS) (ES)	03T	LMC		\$17,157.59	
2024	7		9505	7021300	Coalition on Temporary Shelter (COTS) (ES)	03T	LMC		\$23,322.94	
2024	7		9505	7049601	Coalition on Temporary Shelter (COTS) (ES)	03T	LMC		\$20,660.22	
2024	7		9505	7049617	Coalition on Temporary Shelter (COTS) (ES)	03T	LMC		\$21,857.02	
2024	7		9506	6996894	Covenant House Michigan (ES)	03T	LMC		\$6,718.63	
2024	7		9506	7007945	Covenant House Michigan (ES)	03T	LMC		\$7,067.08	
2024	7		9506	7022814	Covenant House Michigan (ES)	03T	LMC		\$6,474.94	
2024	7		9506	7030476	Covenant House Michigan (ES)	03T	LMC		\$3,655.39	
2024	7		9506	7049362	Covenant House Michigan (ES)	03T	LMC		\$3,177.12	
2024	7		9506	7065055	Covenant House Michigan (ES)	03T	LMC		\$3,190.78	
2024	7		9508	7014786	Detroit Rescue Mission Ministries- Chicago Warming Center (ES Wm Ctr)	03T	LMC		\$31,967.47	
2024	7		9510	7012052	Freedom House (ES)	03T	LMC		\$2,469.86	
2024	7		9510	7012054	Freedom House (ES)	03T	LMC		\$4,391.98	
2024	7		9511	7007968	Michigan Veterans Foundation (ES)	03T	LMC		\$6,694.21	

	Office of Community Planning and Development							DATE:	09-20-25		
	U.S. Department of Housing and Urban Development							TIME:	19:24		
	Integrated Disbursement and Information System							PAGE:	1		
	PR26 - CDBG Financial Summary Report										
	Program Year 2024										
		DETROIT , MI									
2024	7	9511	7012926	Michigan Veterans Foundation (ES)		03T	LMC		\$7,686.20		
2024	7	9511	7013002	Michigan Veterans Foundation (ES)		03T	LMC		\$6,823.40		
2024	7	9511	7025147	Michigan Veterans Foundation (ES)		03T	LMC		\$7,318.04		
2024	7	9511	7038543	Michigan Veterans Foundation (ES)		03T	LMC		\$10,459.68		
2024	7	9511	7046583	Michigan Veterans Foundation (ES)		03T	LMC		\$11,018.47		
2024	7	9512	7005301	Neighborhood Service Organization (ES)		03T	LMC		\$1,912.46		
2024	7	9512	7007450	Neighborhood Service Organization (ES)		03T	LMC		\$17,238.06		
2024	7	9512	7025694	Neighborhood Service Organization (ES)		03T	LMC		\$11,501.59		
2024	7	9512	7045288	Neighborhood Service Organization (ES)		03T	LMC		\$8,451.47		
2024	7	9512	7045311	Neighborhood Service Organization (ES)		03T	LMC		\$11,625.58		
2024	7	9512	7059056	Neighborhood Service Organization (ES)		03T	LMC		\$11,401.06		
2024	7	9513	7005276	Neighborhood Service Organization (SO)		03T	LMC		\$1,833.94		
2024	7	9513	7029328	Neighborhood Service Organization (SO)		03T	LMC		\$18,366.56		
2024	7	9513	7052810	Neighborhood Service Organization (SO)		03T	LMC		\$15,756.82		
2024	7	9514	7012221	The Salvation Army (ES)		03T	LMC		\$3,701.79		
2024	7	9514	7017576	The Salvation Army (ES)		03T	LMC		\$6,154.45		
2024	7	9514	7017577	The Salvation Army (ES)		03T	LMC		\$7,659.69		
2024	7	9514	7031679	The Salvation Army (ES)		03T	LMC		\$7,536.04		
2024	7	9514	7052399	The Salvation Army (ES)		03T	LMC		\$7,095.89		
						03T	Matrix Code		\$2,374,451.37		
2023	6	9302	6942248	Bridging Communities, Inc		05A	LMC		\$6,834.09		
2023	6	9302	6943923	Bridging Communities, Inc		05A	LMC		\$6,962.91		
2023	6	9302	6980545	Bridging Communities, Inc		05A	LMC		\$7,047.46		
2023	6	9302	6981917	Bridging Communities, Inc		05A	LMC		\$6,703.89		
2023	6	9302	6991092	Bridging Communities, Inc		05A	LMC		\$6,163.51		
2023	6	9302	7001920	Bridging Communities, Inc		05A	LMC		\$4,424.17		
2023	6	9302	7003242	Bridging Communities, Inc		05A	LMC		\$5,496.59		
2023	6	9302	7009831	Bridging Communities, Inc		05A	LMC		\$1,544.45		
2023	6	9311	6934376	Delray United Action Council		05A	LMC		\$5,669.34		
2023	6	9311	6942433	Delray United Action Council		05A	LMC		\$5,537.34		
2023	6	9311	6956658	Delray United Action Council		05A	LMC		\$5,405.34		
2023	6	9311	6960859	Delray United Action Council		05A	LMC		\$5,273.34		
2023	6	9311	6965774	Delray United Action Council		05A	LMC		\$10,576.34		
2023	6	9311	6982109	Delray United Action Council		05A	LMC		\$5,273.34		
2023	6	9311	6983632	Delray United Action Council		05A	LMC		\$3,117.79		
2023	6	9320	6942427	Luella Hannan Memorial		05A	LMC		\$10,597.09		
2023	6	9320	6948594	Luella Hannan Memorial		05A	LMC		\$6,875.11		
2023	6	9320	6963960	Luella Hannan Memorial		05A	LMC		\$6,850.80		
2023	6	9320	6965771	Luella Hannan Memorial		05A	LMC		\$6,918.89		
2023	6	9320	6977233	Luella Hannan Memorial		05A	LMC		\$6,974.61		
2023	6	9320	6983645	Luella Hannan Memorial		05A	LMC		\$4,126.01		
2023	6	9321	6949818	Matrix Human Services		05A	LMC		\$8,486.21		
2023	6	9321	6961592	Matrix Human Services		05A	LMC		\$3,419.59		
2023	6	9321	6972127	Matrix Human Services		05A	LMC		\$2,884.75		
2023	6	9321	6979434	Matrix Human Services		05A	LMC		\$5,078.87		
2023	6	9321	6991542	Matrix Human Services		05A	LMC		\$4,796.67		
2023	6	9330	6947745	St. Patrick Senior Center		05A	LMC		\$5,296.00		
2023	6	9330	6953747	St. Patrick Senior Center		05A	LMC		\$10,381.00		
2023	6	9330	6968045	St. Patrick Senior Center		05A	LMC		\$2,038.00		
2023	6	9330	6977196	St. Patrick Senior Center		05A	LMC		\$773.00		
2023	6	9330	6981954	St. Patrick Senior Center		05A	LMC		\$578.00		
2024	6	9461	7009839	Bridging Communities, Inc		05A	LMC		\$2,017.61		
2024	6	9461	7022805	Bridging Communities, Inc		05A	LMC		\$7,017.18		
2024	6	9461	7022839	Bridging Communities, Inc		05A	LMC		\$4,916.33		
2024	6	9461	7042393	Bridging Communities, Inc		05A	LMC		\$6,860.01		
2024	6	9461	7045914	Bridging Communities, Inc		05A	LMC		\$8,872.55		
2024	6	9461	7057443	Bridging Communities, Inc		05A	LMC		\$6,112.29		
2024	6	9469	7003450	Detroit Association of Black Organizations (DABO)		05A	LMC		\$3,935.15		
2024	6	9469	7009552	Detroit Association of Black Organizations (DABO)		05A	LMC		\$4,441.55		
2024	6	9469	7029424	Detroit Association of Black Organizations (DABO)		05A	LMC		\$4,272.75		
2024	6	9469	7036428	Detroit Association of Black Organizations (DABO)		05A	LMC		\$4,272.75		
2024	6	9469	7051937	Detroit Association of Black Organizations (DABO)		05A	LMC		\$4,272.75		
2024	6	9469	7061520	Detroit Association of Black Organizations (DABO)		05A	LMC		\$4,103.95		
2024	6	9478	7005055	Latin Americans for Social and Economic Development (LASED)		05A	LMC		\$2,528.22		
2024	6	9478	7009840	Latin Americans for Social and Economic Development (LASED)		05A	LMC		\$5,080.94		
2024	6	9478	7046593	Latin Americans for Social and Economic Development (LASED)		05A	LMC		\$5,756.77		
2024	6	9478	7050492	Latin Americans for Social and Economic Development (LASED)		05A	LMC		\$7,575.15		
2024	6	9478	7053270	Latin Americans for Social and Economic Development (LASED)		05A	LMC		\$5,476.27		
2024	6	9478	7053376	Latin Americans for Social and Economic Development (LASED)		05A	LMC		\$5,001.27		
2024	6	9479	7003505	Luella Hannan Memorial		05A	LMC		\$5,441.68		
2024	6	9479	7009821	Luella Hannan Memorial		05A	LMC		\$5,441.68		
2024	6	9479	7018517	Luella Hannan Memorial		05A	LMC		\$5,441.68		
2024	6	9479	7029394	Luella Hannan Memorial		05A	LMC		\$5,441.68		
2024	6	9479	7040474	Luella Hannan Memorial		05A	LMC		\$5,441.68		
2024	6	9479	7049569	Luella Hannan Memorial		05A	LMC		\$5,441.68		
2024	6	9479	7059028	Luella Hannan Memorial		05A	LMC		\$8,162.52		
2024	6	9492	6996842	St. Patrick Senior Center		05A	LMC		\$3,388.00		
2024	6	9492	7008173	St. Patrick Senior Center		05A	LMC		\$11,122.00		


	Office of Community Planning and Development							DATE:	09-20-25			
	U.S. Department of Housing and Urban Development							TIME:	19:24			
	Integrated Disbursement and Information System							PAGE:	1			
	PR26 - CDBG Financial Summary Report											
	Program Year 2024											
		DETROIT , MI										
2024	6	9492	7022989	St. Patrick Senior Center		05A	LMC				\$11,756.00	
2024	6	9492	7032903	St. Patrick Senior Center		05A	LMC				\$7,049.00	
						05A	Matrix Code				\$338,745.59	
2023	6	9324	6934101	Neighborhood Legal Services (Wayne County)		05C	LMC				\$5,955.45	
2023	6	9324	6942441	Neighborhood Legal Services (Wayne County)		05C	LMC				\$5,902.99	
2023	6	9324	6953765	Neighborhood Legal Services (Wayne County)		05C	LMC				\$5,918.39	
2023	6	9324	6965720	Neighborhood Legal Services (Wayne County)		05C	LMC				\$3,051.44	
2023	6	9324	6991123	Neighborhood Legal Services (Wayne County)		05C	LMC				\$2,286.69	
2024	6	9484	6999327	Neighborhood Legal Services (Wayne County)		05C	LMC				\$87.36	
2024	6	9484	7020996	Neighborhood Legal Services (Wayne County)		05C	LMC				\$5,463.13	
2024	6	9484	7029355	Neighborhood Legal Services (Wayne County)		05C	LMC				\$7,220.08	
2024	6	9484	7043560	Neighborhood Legal Services (Wayne County)		05C	LMC				\$1,543.02	
2024	6	9484	7045200	Neighborhood Legal Services (Wayne County)		05C	LMC				\$13,308.86	
2024	6	9484	7049424	Neighborhood Legal Services (Wayne County)		05C	LMC				\$10,742.95	
						05C	Matrix Code				\$61,480.36	
2022	6	9122	6965696	Cody Rouge Community Action Alliance		05D	LMC				\$7,700.82	
2022	6	9122	6990334	Cody Rouge Community Action Alliance		05D	LMC				\$8,781.54	
2022	6	9122	7033337	Cody Rouge Community Action Alliance		05D	LMC				\$8,549.81	
2022	6	9123	6961801	Coleman A. Young Foundation		05D	LMC				\$2,319.40	
2022	6	9123	6979420	Coleman A. Young Foundation		05D	LMC				\$1,996.56	
2022	6	9143	6942260	Sowing Empowerment & Economic Dev (SEED)		05D	LMC				\$11,329.27	
2022	6	9143	6949393	Sowing Empowerment & Economic Dev (SEED)		05D	LMC				\$99.92	
2022	6	9146	7001017	Teen Hype Youth Development		05D	LMC				\$2,600.39	
2022	6	9146	7004981	Teen Hype Youth Development		05D	LMC				\$3,243.00	
2022	6	9146	7005278	Teen Hype Youth Development		05D	LMC				\$4,445.49	
2022	6	9146	7005283	Teen Hype Youth Development		05D	LMC				\$3,354.58	
2022	6	9146	7005288	Teen Hype Youth Development		05D	LMC				\$3,789.83	
2022	6	9146	7005293	Teen Hype Youth Development		05D	LMC				\$6,468.37	
2022	6	9146	7005986	Teen Hype Youth Development		05D	LMC				\$3,090.55	
2022	6	9146	7006030	Teen Hype Youth Development		05D	LMC				\$4,448.81	
2022	6	9146	7006035	Teen Hype Youth Development		05D	LMC				\$4,268.57	
2022	6	9146	7007098	Teen Hype Youth Development		05D	LMC				\$8,196.09	
2022	6	9146	7007128	Teen Hype Youth Development		05D	LMC				\$4,294.63	
2022	6	9146	7007133	Teen Hype Youth Development		05D	LMC				\$9,706.97	
2022	6	9146	7007437	Teen Hype Youth Development		05D	LMC				\$11,313.84	
2022	6	9146	7007937	Teen Hype Youth Development		05D	LMC				\$3,707.24	
2022	6	9146	7008100	Teen Hype Youth Development		05D	LMC				\$5,111.32	
2023	6	9303	7009846	Brilliant Detroit		05D	LMC				\$605.00	
2023	6	9303	7012172	Brilliant Detroit		05D	LMC				\$660.00	
2023	6	9303	7020919	Brilliant Detroit		05D	LMC				\$10,121.44	
2023	6	9303	7029353	Brilliant Detroit		05D	LMC				\$10,121.44	
2023	6	9303	7053275	Brilliant Detroit		05D	LMC				\$2,621.44	
2023	6	9306	6915910	Clark Park Coalition		05D	LMC				\$5,563.76	
2023	6	9306	6934399	Clark Park Coalition		05D	LMC				\$8,951.25	
2023	6	9306	6948825	Clark Park Coalition		05D	LMC				\$25,948.27	
2023	6	9306	6960862	Clark Park Coalition		05D	LMC				\$789.36	
2023	6	9307	6962353	Cody Rouge Community Action Alliance		05D	LMC				\$2,083.00	
2023	6	9307	6962355	Cody Rouge Community Action Alliance		05D	LMC				\$2,083.00	
2023	6	9307	6966276	Cody Rouge Community Action Alliance		05D	LMC				\$4,166.00	
2023	6	9307	6991508	Cody Rouge Community Action Alliance		05D	LMC				\$7,486.00	
2023	6	9307	6991522	Cody Rouge Community Action Alliance		05D	LMC				\$4,166.00	
2023	6	9307	6991523	Cody Rouge Community Action Alliance		05D	LMC				\$4,166.00	
2023	6	9307	6994851	Cody Rouge Community Action Alliance		05D	LMC				\$4,391.00	
2023	6	9307	6997733	Cody Rouge Community Action Alliance		05D	LMC				\$4,652.73	
2023	6	9307	6999398	Cody Rouge Community Action Alliance		05D	LMC				\$6,249.00	
2023	6	9307	7001006	Cody Rouge Community Action Alliance		05D	LMC				\$3,744.00	
2023	6	9307	7001171	Cody Rouge Community Action Alliance		05D	LMC				\$11,704.92	
2023	6	9307	7001913	Cody Rouge Community Action Alliance		05D	LMC				\$8,566.71	
2023	6	9308	6942295	Detroit Area Pre-College Engineering Program (DAPCEP)		05D	LMC				\$7,624.47	
2023	6	9308	6948511	Detroit Area Pre-College Engineering Program (DAPCEP)		05D	LMC				\$4,300.11	
2023	6	9308	6960849	Detroit Area Pre-College Engineering Program (DAPCEP)		05D	LMC				\$13,232.50	
2023	6	9308	6960863	Detroit Area Pre-College Engineering Program (DAPCEP)		05D	LMC				\$10,729.37	
2023	6	9308	6960864	Detroit Area Pre-College Engineering Program (DAPCEP)		05D	LMC				\$7,450.00	
2023	6	9308	7012058	Detroit Area Pre-College Engineering Program (DAPCEP)		05D	LMC				\$5,987.00	
2023	6	9308	7012161	Detroit Area Pre-College Engineering Program (DAPCEP)		05D	LMC				\$6,620.87	
2023	6	9308	7012163	Detroit Area Pre-College Engineering Program (DAPCEP)		05D	LMC				\$2,790.80	
2023	6	9308	7012166	Detroit Area Pre-College Engineering Program (DAPCEP)		05D	LMC				\$511.56	
2023	6	9308	7012187	Detroit Area Pre-College Engineering Program (DAPCEP)		05D	LMC				\$601.06	
2023	6	9308	7012207	Detroit Area Pre-College Engineering Program (DAPCEP)		05D	LMC				\$5,941.26	
2023	6	9309	6941342	Detroit Horse Power		05D	LMC				\$10,763.03	
2023	6	9309	6941358	Detroit Horse Power		05D	LMC				\$10,814.91	
2023	6	9309	6951347	Detroit Horse Power		05D	LMC				\$1,561.69	
2023	6	9309	6951358	Detroit Horse Power		05D	LMC				\$1,561.69	
2023	6	9309	6951360	Detroit Horse Power		05D	LMC				\$1,579.06	
2023	6	9309	6951399	Detroit Horse Power		05D	LMC				\$14,218.83	
2023	6	9309	6951428	Detroit Horse Power		05D	LMC				\$10,763.00	
2023	6	9309	6959046	Detroit Horse Power		05D	LMC				\$5,809.48	
2023	6	9309	6969596	Detroit Horse Power		05D	LMC				\$9,614.19	





	Office of Community Planning and Development						DATE:	09-20-25		
	U.S. Department of Housing and Urban Development						TIME:	19:24		
	Integrated Disbursement and Information System						PAGE:	1		
	PR26 - CDBG Financial Summary Report									
	Program Year 2024									
		DETROIT , MI								
2023	6	9309	6984599	Detroit Horse Power	05D	LMC			\$3,775.66	
2023	6	9314	7004871	Give Merit	05D	LMC			\$5,187.23	
2023	6	9314	7009850	Give Merit	05D	LMC			\$10,391.54	
2023	6	9314	7018749	Give Merit	05D	LMC			\$9,290.13	
2023	6	9314	7042431	Give Merit	05D	LMC			\$1,947.50	
2023	6	9314	7045298	Give Merit	05D	LMC			\$5,225.37	
2023	6	9314	7055371	Give Merit	05D	LMC			\$4,669.78	
2023	6	9322	6933252	Mercy Education Project	05D	LMC			\$5,846.20	
2023	6	9322	6943911	Mercy Education Project	05D	LMC			\$5,492.73	
2023	6	9322	6954465	Mercy Education Project	05D	LMC			\$5,426.39	
2023	6	9322	6965700	Mercy Education Project	05D	LMC			\$9,858.82	
2023	6	9322	6974293	Mercy Education Project	05D	LMC			\$7,327.03	
2023	6	9322	6991537	Mercy Education Project	05D	LMC			\$6,494.75	
2023	6	9322	7000573	Mercy Education Project	05D	LMC			\$0.70	
2023	6	9332	6942182	The Youth Connection	05D	LMC			\$1,810.17	
2023	6	9332	6944523	The Youth Connection	05D	LMC			\$744.47	
2023	6	9332	6944531	The Youth Connection	05D	LMC			\$4,822.33	
2023	6	9332	6960861	The Youth Connection	05D	LMC			\$4,499.25	
2023	6	9332	6968070	The Youth Connection	05D	LMC			\$5,783.29	
2023	6	9332	6977241	The Youth Connection	05D	LMC			\$3,416.01	
2023	6	9333	6951549	Urban Neighborhood Initiative	05D	LMC			\$6,345.13	
2023	6	9333	6960852	Urban Neighborhood Initiative	05D	LMC			\$2,687.38	
2023	6	9333	6970761	Urban Neighborhood Initiative	05D	LMC			\$3,881.93	
2023	6	9333	6994850	Urban Neighborhood Initiative	05D	LMC			\$6,637.47	
2023	6	9333	6998989	Urban Neighborhood Initiative	05D	LMC			\$16,512.95	
2023	6	9334	6949387	Wellspring	05D	LMC			\$6,949.56	
2023	6	9334	6965949	Wellspring	05D	LMC			\$15,977.10	
2023	6	9334	6974223	Wellspring	05D	LMC			\$12,454.80	
2023	6	9334	6978830	Wellspring	05D	LMC			\$8,575.24	
2023	6	9334	6991496	Wellspring	05D	LMC			\$5,376.82	
2024	6	9466	7001916	Clark Park Coalition	05D	LMC			\$1,208.40	
2024	6	9466	7008164	Clark Park Coalition	05D	LMC			\$2,683.02	
2024	6	9466	7015267	Clark Park Coalition	05D	LMC			\$7,019.86	
2024	6	9466	7025689	Clark Park Coalition	05D	LMC			\$3,666.82	
2024	6	9466	7045304	Clark Park Coalition	05D	LMC			\$9,429.59	
2024	6	9466	7056717	Clark Park Coalition	05D	LMC			\$6,991.70	
2024	6	9466	7061782	Clark Park Coalition	05D	LMC			\$3,969.96	
2024	6	9467	7001160	Cody Rouge Community Action Alliance	05D	LMC			\$4,166.00	
2024	6	9467	7012231	Cody Rouge Community Action Alliance	05D	LMC			\$2,849.70	
2024	6	9467	7029138	Cody Rouge Community Action Alliance	05D	LMC			\$5,941.00	
2024	6	9467	7033227	Cody Rouge Community Action Alliance	05D	LMC			\$6,563.74	
2024	6	9467	7045307	Cody Rouge Community Action Alliance	05D	LMC			\$7,301.00	
2024	6	9467	7049452	Cody Rouge Community Action Alliance	05D	LMC			\$5,036.00	
2024	6	9468	7018500	Detroit Area Pre-College Engineering Program (DAPCEP)	05D	LMC			\$3,282.00	
2024	6	9468	7018528	Detroit Area Pre-College Engineering Program (DAPCEP)	05D	LMC			\$8,060.00	
2024	6	9468	7027483	Detroit Area Pre-College Engineering Program (DAPCEP)	05D	LMC			\$4,720.30	
2024	6	9470	6994723	Detroit Horse Power	05D	LMC			\$5,184.85	
2024	6	9470	7004962	Detroit Horse Power	05D	LMC			\$7,698.78	
2024	6	9470	7015282	Detroit Horse Power	05D	LMC			\$8,707.19	
2024	6	9470	7027482	Detroit Horse Power	05D	LMC			\$7,114.70	
2024	6	9470	7040255	Detroit Horse Power	05D	LMC			\$8,680.26	
2024	6	9470	7049371	Detroit Horse Power	05D	LMC			\$4,433.32	
2024	6	9483	6998936	Mosaic Youth Theatre	05D	LMC			\$5,480.00	
2024	6	9483	7008105	Mosaic Youth Theatre	05D	LMC			\$9,915.00	
2024	6	9483	7018506	Mosaic Youth Theatre	05D	LMC			\$15,857.50	
2024	6	9483	7027459	Mosaic Youth Theatre	05D	LMC			\$11,668.25	
2024	6	9483	7040024	Mosaic Youth Theatre	05D	LMC			\$4,327.50	
2024	6	9483	7049444	Mosaic Youth Theatre	05D	LMC			\$8,280.71	
2024	6	9483	7057657	Mosaic Youth Theatre	05D	LMC			\$6,427.50	
2024	6	9489	7017134	Southwest Detroit Business Association (SDBA)	05D	LMC			\$4,000.00	
2024	6	9489	7031675	Southwest Detroit Business Association (SDBA)	05D	LMC			\$4,000.00	
2024	6	9489	7046600	Southwest Detroit Business Association (SDBA)	05D	LMC			\$4,320.00	
2024	6	9489	7049428	Southwest Detroit Business Association (SDBA)	05D	LMC			\$5,600.00	
2024	6	9497	7004865	Wellspring	05D	LMC			\$1,547.39	
2024	6	9497	7009843	Wellspring	05D	LMC			\$8,199.09	
2024	6	9497	7022976	Wellspring	05D	LMC			\$5,121.46	
2024	6	9497	7029411	Wellspring	05D	LMC			\$7,607.73	
2024	6	9497	7045294	Wellspring	05D	LMC			\$10,052.71	
2024	6	9497	7052607	Wellspring	05D	LMC			\$1,992.08	
					05D	Matrix Code			\$806,645.04	
2023	6	9319	6910369	Latin Americans for Social and Economic Development (LASED)	05E	LMC			\$5,347.06	
2023	6	9319	6940148	Latin Americans for Social and Economic Development (LASED)	05E	LMC			\$7,802.49	
2023	6	9319	6942264	Latin Americans for Social and Economic Development (LASED)	05E	LMC			\$5,712.05	
2023	6	9319	6942270	Latin Americans for Social and Economic Development (LASED)	05E	LMC			\$6,147.04	
2023	6	9319	6943895	Latin Americans for Social and Economic Development (LASED)	05E	LMC			\$5,662.04	
2023	6	9319	6944565	Latin Americans for Social and Economic Development (LASED)	05E	LMC			\$5,347.04	
2023	6	9319	6956491	Latin Americans for Social and Economic Development (LASED)	05E	LMC			\$5,597.04	
2023	6	9319	6969886	Latin Americans for Social and Economic Development (LASED)	05E	LMC			\$7,887.47	


		Office of Community Planning and Development						DATE:	09-20-25	
		U.S. Department of Housing and Urban Development						TIME:	19:24	
		Integrated Disbursement and Information System						PAGE:	1	
		PR26 - CDBG Financial Summary Report								
		Program Year 2024								
		DETROIT , MI								
2023	6	9319	6977243	Latin Americans for Social and Economic Development (LASED)			05E	LMC	\$5,447.04	
2023	6	9319	6999313	Latin Americans for Social and Economic Development (LASED)			05E	LMC	\$4,730.63	
							<b>05E</b>	<b>Matrix Code</b>	<b>\$59,679.90</b>	
2024	6	9474	7017857	Gay Elders of Metro Detroit dba MIGEN			05G	LMC	\$3,086.91	
2024	6	9474	7029311	Gay Elders of Metro Detroit dba MIGEN			05G	LMC	\$3,545.24	
2024	6	9474	7031733	Gay Elders of Metro Detroit dba MIGEN			05G	LMC	\$3,545.24	
2024	6	9474	7042403	Gay Elders of Metro Detroit dba MIGEN			05G	LMC	\$3,556.67	
2024	6	9474	7049382	Gay Elders of Metro Detroit dba MIGEN			05G	LMC	\$3,556.67	
							<b>05G</b>	<b>Matrix Code</b>	<b>\$17,290.73</b>	
2023	6	9304	6947720	Cass Community Social Services			05H	LMC	\$7,160.09	
2023	6	9304	6956494	Cass Community Social Services			05H	LMC	\$7,581.84	
2023	6	9304	6969558	Cass Community Social Services			05H	LMC	\$2,505.31	
2023	6	9305	6951370	Center for Employment Opportunities			05H	LMC	\$7,118.84	
2023	6	9305	6951388	Center for Employment Opportunities			05H	LMC	\$7,316.73	
2023	6	9305	6968066	Center for Employment Opportunities			05H	LMC	\$8,698.41	
2023	6	9305	6971882	Center for Employment Opportunities			05H	LMC	\$7,985.99	
2023	6	9305	6991129	Center for Employment Opportunities			05H	LMC	\$1,423.89	
2023	6	9305	6991130	Center for Employment Opportunities			05H	LMC	\$3,510.57	
2023	6	9315	6956484	(The) Greening of Detroit			05H	LMC	\$7,820.84	
2023	6	9315	6965781	(The) Greening of Detroit			05H	LMC	\$27,050.33	
2023	6	9315	6966559	(The) Greening of Detroit			05H	LMC	\$6,736.80	
2023	6	9315	6966566	(The) Greening of Detroit			05H	LMC	\$1,210.00	
2023	6	9315	6969542	(The) Greening of Detroit			05H	LMC	\$19,428.62	
2023	6	9315	7001922	(The) Greening of Detroit			05H	LMC	\$1,593.51	
2023	6	9315	7033122	(The) Greening of Detroit			05H	LMC	\$1,948.90	
2023	6	9316	6948603	International Institute of Metropolitan Detroit			05H	LMC	\$5,580.23	
2023	6	9316	6948783	International Institute of Metropolitan Detroit			05H	LMC	\$7,524.47	
2023	6	9316	6958319	International Institute of Metropolitan Detroit			05H	LMC	\$8,114.47	
2023	6	9316	6969985	International Institute of Metropolitan Detroit			05H	LMC	\$7,270.47	
2023	6	9316	6977303	International Institute of Metropolitan Detroit			05H	LMC	\$10,622.48	
2023	6	9316	6994867	International Institute of Metropolitan Detroit			05H	LMC	\$4,654.23	
2023	6	9316	6996923	International Institute of Metropolitan Detroit			05H	LMC	\$7,433.32	
2023	6	9327	6911037	Siena Literacy Center			05H	LMC	\$11,043.35	
2023	6	9327	6949385	Siena Literacy Center			05H	LMC	\$1,658.99	
2023	6	9327	6965952	Siena Literacy Center			05H	LMC	\$888.11	
2023	6	9357	6937513	Public Service - Summer Jobs Program including GYDT and Training (NRSA 1)			05H	LMC	\$15,120.67	
2023	6	9357	6947721	Public Service - Summer Jobs Program including GYDT and Training (NRSA 1)			05H	LMC	\$93,315.40	
2023	6	9357	6948522	Public Service - Summer Jobs Program including GYDT and Training (NRSA 1)			05H	LMC	\$91,005.98	
2023	6	9357	6961730	Public Service - Summer Jobs Program including GYDT and Training (NRSA 1)			05H	LMC	\$44,240.00	
2023	6	9421	6937511	Public Service - Summer Jobs Program including GYDT and Training (NRSA 2)			05H	LMC	\$27,265.24	
2023	6	9421	6947746	Public Service - Summer Jobs Program including GYDT and Training (NRSA 2)			05H	LMC	\$116,859.07	
2023	6	9421	6948528	Public Service - Summer Jobs Program including GYDT and Training (NRSA 2)			05H	LMC	\$115,874.58	
2023	6	9421	6961617	Public Service - Summer Jobs Program including GYDT and Training (NRSA 2)			05H	LMC	\$52,898.55	
2023	6	9422	6937509	Public Service - Summer Jobs Program including GYDT and Training (NRSA 3)			05H	LMC	\$40,990.18	
2023	6	9422	6947722	Public Service - Summer Jobs Program including GYDT and Training (NRSA 3)			05H	LMC	\$110,533.28	
2023	6	9422	6948567	Public Service - Summer Jobs Program including GYDT and Training (NRSA 3)			05H	LMC	\$111,965.42	
2023	6	9422	6961707	Public Service - Summer Jobs Program including GYDT and Training (NRSA 3)			05H	LMC	\$62,243.08	
2023	6	9543	6937504	Public Service - Summer Jobs Program including GYDT and Training (NRSA 4)			05H	LMC	\$22,592.64	
2023	6	9543	6947723	Public Service - Summer Jobs Program including GYDT and Training (NRSA 4)			05H	LMC	\$92,325.47	
2023	6	9543	6948536	Public Service - Summer Jobs Program including GYDT and Training (NRSA 4)			05H	LMC	\$94,661.25	
2023	6	9543	6961802	Public Service - Summer Jobs Program including GYDT and Training (NRSA 4)			05H	LMC	\$66,199.43	
2023	6	9544	6937506	Public Service - Summer Jobs Program including GYDT and Training (NRSA 5)			05H	LMC	\$34,899.61	
2023	6	9544	6947724	Public Service - Summer Jobs Program including GYDT and Training (NRSA 5)			05H	LMC	\$156,748.46	
2023	6	9544	6948797	Public Service - Summer Jobs Program including GYDT and Training (NRSA 5)			05H	LMC	\$150,261.69	
2024	6	9465	7009828	Center for Employment Opportunities			05H	LMC	\$5,749.23	
2024	6	9465	7022491	Center for Employment Opportunities			05H	LMC	\$5,737.26	
2024	6	9465	7022942	Center for Employment Opportunities			05H	LMC	\$6,107.43	
2024	6	9465	7047414	Center for Employment Opportunities			05H	LMC	\$8,338.53	
2024	6	9475	7027476	(The) Greening of Detroit			05H	LMC	\$15,578.62	
2024	6	9475	7029343	(The) Greening of Detroit			05H	LMC	\$18,038.32	
2024	6	9475	7036399	(The) Greening of Detroit			05H	LMC	\$14,340.38	
2024	6	9475	7036404	(The) Greening of Detroit			05H	LMC	\$8,813.66	
2024	6	9476	7025144	International Institute of Metropolitan Detroit			05H	LMC	\$6,917.00	
2024	6	9476	7027316	International Institute of Metropolitan Detroit			05H	LMC	\$6,622.00	
2024	6	9476	7027438	International Institute of Metropolitan Detroit			05H	LMC	\$5,228.06	
2024	6	9476	7030484	International Institute of Metropolitan Detroit			05H	LMC	\$5,096.50	
2024	6	9476	7042178	International Institute of Metropolitan Detroit			05H	LMC	\$6,609.00	
2024	6	9476	7061263	International Institute of Metropolitan Detroit			05H	LMC	\$8,537.21	
2024	6	9476	7065859	International Institute of Metropolitan Detroit			05H	LMC	\$7,435.47	
2024	6	9486	7009794	SER Metro Detroit			05H	LMC	\$14,567.63	
2024	6	9486	7015126	SER Metro Detroit			05H	LMC	\$12,928.13	
2024	6	9486	7022965	SER Metro Detroit			05H	LMC	\$5,454.26	
2024	6	9486	7030492	SER Metro Detroit			05H	LMC	\$3,641.73	
2024	6	9486	7042463	SER Metro Detroit			05H	LMC	\$3,920.86	
2024	6	9486	7052682	SER Metro Detroit			05H	LMC	\$3,900.16	
2024	6	9486	7063839	SER Metro Detroit			05H	LMC	\$474.74	
2024	6	9488	7004873	Sistahs Reachin' Out			05H	LMC	\$1,800.00	
2024	6	9488	7015276	Sistahs Reachin' Out			05H	LMC	\$1,800.00	




	Office of Community Planning and Development						DATE:	09-20-25		
	U.S. Department of Housing and Urban Development						TIME:	19:24		
	Integrated Disbursement and Information System						PAGE:	1		
	PR26 - CDBG Financial Summary Report									
	Program Year 2024									
		DETROIT , MI								
2024	6	9488	7036418	Sistahs Reachin' Out	05H	LMC		\$3,600.00		
2024	6	9488	7052603	Sistahs Reachin' Out	05H	LMC		\$3,600.00		
					05H	Matrix Code		\$1,868,716.97		
2023	6	9317	6929974	Jefferson East Business Association	05I	LMA		\$25,756.34		
2023	6	9317	6942228	Jefferson East Business Association	05I	LMA		\$4,712.05		
2023	6	9317	6991105	Jefferson East Business Association	05I	LMA		\$10,783.84		
2023	6	9317	6991117	Jefferson East Business Association	05I	LMA		\$13,483.54		
2024	6	9477	7027465	Jefferson East Business Association	05I	LMC		\$9,829.46		
2024	6	9477	7036437	Jefferson East Business Association	05I	LMC		\$4,946.11		
					05I	Matrix Code		\$69,511.34		
2023	6	9313	6966530	Family Assistance for Renaissance Men	05J	LMC		\$5,707.81		
2023	6	9313	6966547	Family Assistance for Renaissance Men	05J	LMC		\$8,240.16		
2023	6	9313	6990352	Family Assistance for Renaissance Men	05J	LMC		\$6,133.50		
2023	6	9313	6991532	Family Assistance for Renaissance Men	05J	LMC		\$4,015.50		
2023	6	9313	6991535	Family Assistance for Renaissance Men	05J	LMC		\$2,425.02		
2023	6	9313	7008138	Family Assistance for Renaissance Men	05J	LMC		\$600.00		
					05J	Matrix Code		\$27,121.99		
2024	6	9463	7020924	Carrie Morris Arts dba Detroit Puppet Co.	05L	LMC		\$984.54		
2024	6	9463	7021003	Carrie Morris Arts dba Detroit Puppet Co.	05L	LMC		\$193.18		
2024	6	9463	7029389	Carrie Morris Arts dba Detroit Puppet Co.	05L	LMC		\$3,962.37		
2024	6	9463	7031742	Carrie Morris Arts dba Detroit Puppet Co.	05L	LMC		\$5,151.97		
2024	6	9463	7040369	Carrie Morris Arts dba Detroit Puppet Co.	05L	LMC		\$7,567.66		
2024	6	9463	7051820	Carrie Morris Arts dba Detroit Puppet Co.	05L	LMC		\$4,932.76		
2024	6	9496	7008109	Urban Neighborhood Initiative	05L	LMC		\$5,636.85		
2024	6	9496	7014797	Urban Neighborhood Initiative	05L	LMC		\$4,532.04		
2024	6	9496	7022811	Urban Neighborhood Initiative	05L	LMC		\$3,393.46		
2024	6	9496	7031753	Urban Neighborhood Initiative	05L	LMC		\$4,539.22		
2024	6	9496	7059043	Urban Neighborhood Initiative	05L	LMC		\$4,094.65		
2024	6	9496	7059046	Urban Neighborhood Initiative	05L	LMC		\$3,583.66		
2024	6	9496	7061255	Urban Neighborhood Initiative	05L	LMC		\$6,449.04		
					05L	Matrix Code		\$55,021.40		
2023	6	9318	6942172	Joy-Southfield CDC	05M	LMC		\$5,716.96		
2023	6	9318	6942177	Joy-Southfield CDC	05M	LMC		\$7,500.00		
2023	6	9318	6948832	Joy-Southfield CDC	05M	LMC		\$6,750.00		
2023	6	9318	6958292	Joy-Southfield CDC	05M	LMC		\$9,250.00		
2023	6	9318	6963768	Joy-Southfield CDC	05M	LMC		\$9,250.00		
2023	6	9318	6979127	Joy-Southfield CDC	05M	LMC		\$6,414.04		
2023	6	9318	6979347	Joy-Southfield CDC	05M	LMC		\$5,100.00		
2023	6	9318	7001018	Joy-Southfield CDC	05M	LMC		\$4,750.00		
2023	6	9323	6933219	My Community Dental Center (MCDC)	05M	LMC		\$5,849.40		
2023	6	9323	6943900	My Community Dental Center (MCDC)	05M	LMC		\$8,957.08		
2023	6	9323	6951285	My Community Dental Center (MCDC)	05M	LMC		\$12,481.54		
2023	6	9323	6961715	My Community Dental Center (MCDC)	05M	LMC		\$9,851.50		
2023	6	9323	6970941	My Community Dental Center (MCDC)	05M	LMC		\$4,977.00		
2023	6	9323	6983585	My Community Dental Center (MCDC)	05M	LMC		\$3,680.00		
2023	6	9323	6990339	My Community Dental Center (MCDC)	05M	LMC		\$1,524.00		
2023	6	9323	7001926	My Community Dental Center (MCDC)	05M	LMC		\$5,236.00		
2023	6	9323	7027478	My Community Dental Center (MCDC)	05M	LMC		\$8,335.00		
2023	6	9325	6936803	Project Healthy Community	05M	LMC		\$7,653.97		
2023	6	9325	6948826	Project Healthy Community	05M	LMC		\$5,498.49		
2023	6	9325	6963774	Project Healthy Community	05M	LMC		\$6,322.09		
2023	6	9325	6971883	Project Healthy Community	05M	LMC		\$7,582.80		
2023	6	9325	6994889	Project Healthy Community	05M	LMC		\$2,334.63		
2023	6	9335	6949390	World Medical Relief	05M	LMC		\$5,669.97		
2023	6	9335	6965793	World Medical Relief	05M	LMC		\$4,383.36		
2023	6	9335	6981172	World Medical Relief	05M	LMC		\$3,025.12		
2023	6	9335	6982108	World Medical Relief	05M	LMC		\$6,179.61		
2023	6	9335	6991114	World Medical Relief	05M	LMC		\$18,048.41		
2023	6	9335	6992449	World Medical Relief	05M	LMC		\$1,045.89		
2024	6	9460	7008152	Avalon Healing Center	05M	LMC		\$2,152.21		
2024	6	9460	7009848	Avalon Healing Center	05M	LMC		\$2,156.04		
2024	6	9460	7022961	Avalon Healing Center	05M	LMC		\$4,451.49		
2024	6	9460	7034790	Avalon Healing Center	05M	LMC		\$4,232.50		
2024	6	9460	7039494	Avalon Healing Center	05M	LMC		\$4,673.02		
2024	6	9464	7004964	Cass Community Social Services	05M	LMC		\$2,707.42		
2024	6	9464	7009842	Cass Community Social Services	05M	LMC		\$5,150.01		
2024	6	9464	7017862	Cass Community Social Services	05M	LMC		\$3,718.22		
2024	6	9464	7027454	Cass Community Social Services	05M	LMC		\$3,895.19		
2024	6	9464	7040639	Cass Community Social Services	05M	LMC		\$6,052.28		
2024	6	9464	7052402	Cass Community Social Services	05M	LMC		\$4,367.62		
2024	6	9464	7061826	Cass Community Social Services	05M	LMC		\$4,269.01		
2024	6	9480	7030486	Mariner's Inn	05M	LMC		\$335.22		
2024	6	9480	7030491	Mariner's Inn	05M	LMC		\$231.92		
2024	6	9480	7042410	Mariner's Inn	05M	LMC		\$608.61		
2024	6	9480	7055365	Mariner's Inn	05M	LMC		\$725.00		
2024	6	9485	7004908	Project Healthy Community	05M	LMC		\$3,646.32		
2024	6	9485	7015265	Project Healthy Community	05M	LMC		\$6,881.77		
2024	6	9485	7022801	Project Healthy Community	05M	LMC		\$4,210.29		


	Office of Community Planning and Development						DATE:	09-20-25		
	U.S. Department of Housing and Urban Development						TIME:	19:24		
	Integrated Disbursement and Information System						PAGE:	1		
	PR26 - CDBG Financial Summary Report									
	Program Year 2024									
		DETROIT , MI								
2024	6	9485	7033237	Project Healthy Community	05M	LMC			\$4,846.70	
2024	6	9485	7043263	Project Healthy Community	05M	LMC			\$6,597.25	
2024	6	9485	7052448	Project Healthy Community	05M	LMC			\$4,735.73	
2024	6	9498	7005041	World Medical Relief	05M	LMC			\$2,970.20	
2024	6	9498	7009835	World Medical Relief	05M	LMC			\$5,564.68	
2024	6	9498	7025156	World Medical Relief	05M	LMC			\$4,229.90	
2024	6	9498	7033220	World Medical Relief	05M	LMC			\$5,818.01	
2024	6	9498	7040731	World Medical Relief	05M	LMC			\$4,322.08	
2024	6	9498	7050013	World Medical Relief	05M	LMC			\$3,787.05	
					05M	Matrix Code			\$290,702.60	
2023	6	9312	6956516	Dominican Literacy Center	05Z	LMC			\$5,283.26	
2023	6	9312	6960854	Dominican Literacy Center	05Z	LMC			\$5,631.55	
2023	6	9312	6965768	Dominican Literacy Center	05Z	LMC			\$2,919.25	
2023	6	9312	6965777	Dominican Literacy Center	05Z	LMC			\$2,731.89	
2023	6	9312	6966524	Dominican Literacy Center	05Z	LMC			\$8,378.11	
2023	6	9312	6966568	Dominican Literacy Center	05Z	LMC			\$9,757.74	
2023	6	9312	6977118	Dominican Literacy Center	05Z	LMC			\$4,345.01	
2023	6	9312	6977161	Dominican Literacy Center	05Z	LMC			\$7,052.31	
2023	6	9312	6999334	Dominican Literacy Center	05Z	LMC			\$9,935.00	
2023	6	9312	7004910	Dominican Literacy Center	05Z	LMC			\$10,151.37	
2023	6	9312	7005071	Dominican Literacy Center	05Z	LMC			\$6,722.34	
2023	6	9326	6910359	SER Metro Detroit	05Z	LMC			\$5,293.76	
2023	6	9326	6939190	SER Metro Detroit	05Z	LMC			\$3,007.23	
2023	6	9326	6961745	SER Metro Detroit	05Z	LMC			\$3,791.62	
2023	6	9326	6979425	SER Metro Detroit	05Z	LMC			\$1,379.55	
2023	6	9326	6979432	SER Metro Detroit	05Z	LMC			\$2,482.89	
2023	6	9326	6991512	SER Metro Detroit	05Z	LMC			\$6,718.61	
2023	6	9326	6998823	SER Metro Detroit	05Z	LMC			\$14,005.50	
2023	6	9328	6942147	Southwest Detroit Business Association (SDBA)	05Z	LMC			\$6,595.00	
2023	6	9328	6953944	Southwest Detroit Business Association (SDBA)	05Z	LMC			\$5,475.00	
2023	6	9328	6970920	Southwest Detroit Business Association (SDBA)	05Z	LMC			\$6,115.00	
2023	6	9328	6971888	Southwest Detroit Business Association (SDBA)	05Z	LMC			\$6,535.00	
2023	6	9328	6974253	Southwest Detroit Business Association (SDBA)	05Z	LMC			\$5,660.00	
2023	6	9328	6974262	Southwest Detroit Business Association (SDBA)	05Z	LMC			\$5,960.00	
2023	6	9328	6974284	Southwest Detroit Business Association (SDBA)	05Z	LMC			\$6,000.00	
2023	6	9328	6991119	Southwest Detroit Business Association (SDBA)	05Z	LMC			\$7,400.00	
2023	6	9328	7012204	Southwest Detroit Business Association (SDBA)	05Z	LMC			\$7,760.00	
2023	6	9329	6947719	Southwest Economic Solution Corporation	05Z	LMC			\$5,489.30	
2023	6	9329	6948775	Southwest Economic Solution Corporation	05Z	LMC			\$11,229.84	
2023	6	9329	6956519	Southwest Economic Solution Corporation	05Z	LMC			\$8,357.74	
2023	6	9329	6968064	Southwest Economic Solution Corporation	05Z	LMC			\$8,606.27	
2023	6	9329	6982036	Southwest Economic Solution Corporation	05Z	LMC			\$8,703.20	
2023	6	9329	6990350	Southwest Economic Solution Corporation	05Z	LMC			\$7,598.35	
2023	6	9329	7003678	Southwest Economic Solution Corporation	05Z	LMC			\$13,692.72	
2023	6	9329	7052800	Southwest Economic Solution Corporation	05Z	LMC			\$7,111.58	
2023	6	9331	6913773	St. Vincent & Sarah Fisher Center	05Z	LMC			\$6,679.33	
2023	6	9331	6934845	St. Vincent & Sarah Fisher Center	05Z	LMC			\$5,950.32	
2023	6	9331	6948816	St. Vincent & Sarah Fisher Center	05Z	LMC			\$7,481.26	
2023	6	9331	6956425	St. Vincent & Sarah Fisher Center	05Z	LMC			\$5,811.80	
2023	6	9331	6966554	St. Vincent & Sarah Fisher Center	05Z	LMC			\$5,182.74	
2023	6	9331	6977185	St. Vincent & Sarah Fisher Center	05Z	LMC			\$6,440.86	
2023	6	9331	6983594	St. Vincent & Sarah Fisher Center	05Z	LMC			\$6,008.98	
2023	6	9331	7011631	St. Vincent & Sarah Fisher Center	05Z	LMC			\$11,229.13	
2024	6	9459	6999401	Accounting Aid Society	05Z	LMC			\$19,899.00	
2024	6	9459	7008170	Accounting Aid Society	05Z	LMC			\$41,942.00	
2024	6	9459	7017868	Accounting Aid Society	05Z	LMC			\$4,623.00	
2024	6	9459	7027449	Accounting Aid Society	05Z	LMC			\$4,216.00	
2024	6	9482	6998988	Mercy Education Project	05Z	LMC			\$2,745.24	
2024	6	9482	7006276	Mercy Education Project	05Z	LMC			\$5,199.48	
2024	6	9482	7018524	Mercy Education Project	05Z	LMC			\$6,620.88	
2024	6	9482	7027472	Mercy Education Project	05Z	LMC			\$5,894.48	
2024	6	9482	7052445	Mercy Education Project	05Z	LMC			\$4,483.90	
2024	6	9482	7057071	Mercy Education Project	05Z	LMC			\$6,145.48	
2024	6	9487	7006023	Siena Literacy Center	05Z	LMC			\$4,917.49	
2024	6	9487	7013016	Siena Literacy Center	05Z	LMC			\$7,283.11	
2024	6	9487	7023369	Siena Literacy Center	05Z	LMC			\$8,871.32	
2024	6	9487	7033207	Siena Literacy Center	05Z	LMC			\$11,035.26	
2024	6	9487	7043272	Siena Literacy Center	05Z	LMC			\$10,681.59	
2024	6	9487	7052685	Siena Literacy Center	05Z	LMC			\$6,587.12	
2024	6	9491	7011965	Sowing Economic Empowerment (SEED)	05Z	LMC			\$5,898.08	
2024	6	9491	7017148	Sowing Economic Empowerment (SEED)	05Z	LMC			\$4,650.15	
2024	6	9491	7018748	Sowing Economic Empowerment (SEED)	05Z	LMC			\$3,141.61	
2024	6	9491	7029429	Sowing Economic Empowerment (SEED)	05Z	LMC			\$7,479.48	
2024	6	9491	7042296	Sowing Economic Empowerment (SEED)	05Z	LMC			\$16,568.27	
2024	6	9491	7049580	Sowing Economic Empowerment (SEED)	05Z	LMC			\$6,300.74	
2024	6	9491	7057672	Sowing Economic Empowerment (SEED)	05Z	LMC			\$11,416.94	
2024	6	9493	7005039	St. Vincent & Sarah Fisher Center	05Z	LMC			\$5,162.88	
2024	6	9493	7008196	St. Vincent & Sarah Fisher Center	05Z	LMC			\$9,244.82	


		Office of Community Planning and Development						DATE:	09-20-25	
		U.S. Department of Housing and Urban Development						TIME:	19:24	
		Integrated Disbursement and Information System						PAGE:	1	
		PR26 - CDBG Financial Summary Report								
		Program Year 2024								
		DETROIT , MI								
2024	6	9493	7020608	St. Vincent & Sarah Fisher Center	05Z	LMC			\$11,856.64	
2024	6	9493	7027463	St. Vincent & Sarah Fisher Center	05Z	LMC			\$10,537.97	
2024	6	9493	7040562	St. Vincent & Sarah Fisher Center	05Z	LMC			\$10,356.01	
2024	6	9493	7049585	St. Vincent & Sarah Fisher Center	05Z	LMC			\$8,855.38	
2024	6	9494	7007115	Student Advocacy Center	05Z	LMC			\$5,011.54	
2024	6	9494	7015092	Student Advocacy Center	05Z	LMC			\$4,655.61	
2024	6	9494	7029348	Student Advocacy Center	05Z	LMC			\$4,926.18	
2024	6	9494	7034776	Student Advocacy Center	05Z	LMC			\$6,033.10	
2024	6	9494	7051929	Student Advocacy Center	05Z	LMC			\$5,564.15	
2024	6	9494	7059014	Student Advocacy Center	05Z	LMC			\$6,145.42	
2024	6	9495	6998898	The Youth Connection	05Z	LMC			\$4,811.95	
2024	6	9495	7029399	The Youth Connection	05Z	LMC			\$7,839.20	
2024	6	9495	7029418	The Youth Connection	05Z	LMC			\$6,076.19	
2024	6	9495	7029420	The Youth Connection	05Z	LMC			\$6,917.64	
2024	6	9495	7040113	The Youth Connection	05Z	LMC			\$5,964.09	
2024	6	9495	7049563	The Youth Connection	05Z	LMC			\$2,143.87	
2024	6	9495	7063841	The Youth Connection	05Z	LMC			\$2,207.49	
					05Z	Matrix Code			\$623,571.16	
2014	109	8067	6961309	CDBG Housing Rehab Loan Program (City-Wide)	14A	LMH			\$269,706.38	
2016	7	8227	6961309	CDBG Housing Rehab Loan Program NRSA 1 (2016)	14A	LMH			\$29,939.81	
2016	7	8446	6961309	CDBG Housing Rehab Loan Program (CITY-WIDE) (2016)	14A	LMH			\$44,048.84	
2019	5	8696	6911036	Conventional Home Repair (Sr)	14A	LMH			\$350.00	
2019	5	8696	7021308	Conventional Home Repair (Sr)	14A	LMH			\$1,575.00	
2019	5	8696	7021327	Conventional Home Repair (Sr)	14A	LMH			\$3,150.00	
2019	5	8697	6961309	CDBG Housing Rehab Loan Program 0% interest (NRSA1)	14A	LMH			\$17,383.40	
2019	5	9050	6961309	CDBG Housing Rehab Loan Program 0% interest (NRSA 2)	14A	LMH			\$13,060.53	
2019	5	9051	6961309	CDBG Housing Rehab Loan Program 0% interest (NRSA 3)	14A	LMH			\$3,652.63	
2019	5	9052	6961309	CDBG Housing Rehab Loan Program 0% interest (NRSA 4)	14A	LMH			\$14,753.38	
2019	5	9053	6961309	CDBG Housing Rehab Loan Program 0% interest (NRSA 5)	14A	LMH			\$18,400.89	
2019	5	9057	6961309	CDBG Housing Rehab Loan Program 0% interest (City-Wide)	14A	LMH			\$60,703.73	
2020	5	9250	6961309	CDBG Housing Rehab Loan Program 0% interest (CITY-WIDE)	14A	LMH			\$52,539.21	
2020	5	9251	6961309	CDBG Housing Rehab Loan Program 0% interest (NRSA 1)	14A	LMH			\$3,627.09	
2020	5	9252	6961309	CDBG Housing Rehab Loan Program 0% interest (NRSA 2)	14A	LMH			\$57,906.94	
2020	5	9253	6961309	CDBG Housing Rehab Loan Program 0% interest (NRSA 3)	14A	LMH			\$18,811.48	
2020	5	9254	6961309	CDBG Housing Rehab Loan Program 0% interest (NRSA 4)	14A	LMH			\$21,294.10	
2020	5	9255	6961309	CDBG Housing Rehab Loan Program 0% interest (NRSA 5)	14A	LMH			\$30,792.44	
2020	5	9256	6961309	CDBG Housing Rehab Loan Program 0% interest (Slums & Blighted 1)	14A	LMH			\$9,183.00	
2020	5	9258	6961309	CDBG Housing Rehab Loan Program 0% interest (Slums & Blighted 3)	14A	LMH			\$958.30	
2020	7	9403	7019054	Pre-Dvlpt Affordable Hsg - Islandview Greater Villages (IVGV) (Develop Detroit Inc.) (14A)	14A	LMH			\$280,495.58	
2021	5	9277	7017212	Pre-Devlpt Affordable Housing LIFEBUILDERS III (Regent Park Gateway)	14A	LMH			\$25,486.22	
2021	5	9277	7017225	Pre-Devlpt Affordable Housing LIFEBUILDERS III (Regent Park Gateway)	14A	LMH			\$27,114.71	
2021	5	9277	7017240	Pre-Devlpt Affordable Housing LIFEBUILDERS III (Regent Park Gateway)	14A	LMH			\$24,144.03	
2021	5	9277	7017246	Pre-Devlpt Affordable Housing LIFEBUILDERS III (Regent Park Gateway)	14A	LMH			\$30,353.99	
2022	2	9154	6961309	CDBG Housing Rehab Loan Program 0% interest (City-Wide)	14A	LMH			\$714.69	
2022	2	9154	7011519	CDBG Housing Rehab Loan Program 0% interest (City-Wide)	14A	LMH			\$12,450.00	
2022	2	9154	7012903	CDBG Housing Rehab Loan Program 0% interest (City-Wide)	14A	LMH			\$70,466.50	
2022	2	9154	7012973	CDBG Housing Rehab Loan Program 0% interest (City-Wide)	14A	LMH			\$38,910.00	
2022	2	9154	7063827	CDBG Housing Rehab Loan Program 0% interest (City-Wide)	14A	LMH			\$30,875.00	
2022	2	9531	7012956	CDBG Housing Rehab Loan Program 0% interest (NRSA 1)	14A	LMH			\$12,500.00	
2022	2	9531	7012987	CDBG Housing Rehab Loan Program 0% interest (NRSA 1)	14A	LMH			\$8,152.50	
2022	2	9532	7012978	CDBG Housing Rehab Loan Program 0% interest (NRSA 2)	14A	LMH			\$44,103.00	
2022	2	9532	7013058	CDBG Housing Rehab Loan Program 0% interest (NRSA 2)	14A	LMH			\$29,565.00	
2022	2	9534	7011462	CDBG Housing Rehab Loan Program 0% interest (NRSA 4)	14A	LMH			\$12,500.00	
2022	2	9534	7012931	CDBG Housing Rehab Loan Program 0% interest (NRSA 4)	14A	LMH			\$48,002.50	
2022	2	9534	7013062	CDBG Housing Rehab Loan Program 0% interest (NRSA 4)	14A	LMH			\$24,543.50	
2022	2	9535	7013008	CDBG Housing Rehab Loan Program 0% interest (NRSA 5)	14A	LMH			\$58,217.50	
2022	2	9535	7013052	CDBG Housing Rehab Loan Program 0% interest (NRSA 5)	14A	LMH			\$12,500.00	
2022	2	9536	7013012	CDBG Housing Rehab Loan Program 0% interest (Slums & Blight 1)	14A	LMH			\$31,302.50	
2022	3	9404	6972386	Pre-Dvlpt Affordable Hsg - Mapleridge Duplexes (Osborn Neighborhood Alliance) (14A) (Multi-years)	14A	LMH			\$163,560.00	
2022	3	9404	7014769	Pre-Dvlpt Affordable Hsg - Mapleridge Duplexes (Osborn Neighborhood Alliance) (14A) (Multi-years)	14A	LMH			\$163,560.00	
2023	2	9406	6942287	Conventional Home Repair (Emergency Sr. Home Repair) (FY23 - Reprogrammed Funds)	14A	LMH			\$15,639.00	
2023	2	9406	6942293	Conventional Home Repair (Emergency Sr. Home Repair) (FY23 - Reprogrammed Funds)	14A	LMH			\$15,380.00	
2023	2	9406	6947725	Conventional Home Repair (Emergency Sr. Home Repair) (FY23 - Reprogrammed Funds)	14A	LMH			\$13,540.00	
2023	2	9406	6947750	Conventional Home Repair (Emergency Sr. Home Repair) (FY23 - Reprogrammed Funds)	14A	LMH			\$14,175.00	
2023	2	9406	6947784	Conventional Home Repair (Emergency Sr. Home Repair) (FY23 - Reprogrammed Funds)	14A	LMH			\$5,628.00	
2023	2	9406	6948284	Conventional Home Repair (Emergency Sr. Home Repair) (FY23 - Reprogrammed Funds)	14A	LMH			\$1,050.00	
2023	2	9406	6948607	Conventional Home Repair (Emergency Sr. Home Repair) (FY23 - Reprogrammed Funds)	14A	LMH			\$11,995.00	
2023	2	9406	6948806	Conventional Home Repair (Emergency Sr. Home Repair) (FY23 - Reprogrammed Funds)	14A	LMH			\$7,400.00	
2023	2	9406	6948821	Conventional Home Repair (Emergency Sr. Home Repair) (FY23 - Reprogrammed Funds)	14A	LMH			\$19,220.00	
2023	2	9406	6948872	Conventional Home Repair (Emergency Sr. Home Repair) (FY23 - Reprogrammed Funds)	14A	LMH			\$950.00	
2023	2	9406	6949398	Conventional Home Repair (Emergency Sr. Home Repair) (FY23 - Reprogrammed Funds)	14A	LMH			\$13,799.00	
2023	2	9406	6949807	Conventional Home Repair (Emergency Sr. Home Repair) (FY23 - Reprogrammed Funds)	14A	LMH			\$20,788.00	
2023	2	9406	6949809	Conventional Home Repair (Emergency Sr. Home Repair) (FY23 - Reprogrammed Funds)	14A	LMH			\$16,800.00	
2023	2	9406	6949811	Conventional Home Repair (Emergency Sr. Home Repair) (FY23 - Reprogrammed Funds)	14A	LMH			\$9,172.00	
2023	2	9406	6949814	Conventional Home Repair (Emergency Sr. Home Repair) (FY23 - Reprogrammed Funds)	14A	LMH			\$12,820.00	
2023	2	9406	6951365	Conventional Home Repair (Emergency Sr. Home Repair) (FY23 - Reprogrammed Funds)	14A	LMH			\$15,000.00	
2023	2	9406	6951554	Conventional Home Repair (Emergency Sr. Home Repair) (FY23 - Reprogrammed Funds)	14A	LMH			\$20,750.00	
2023	2	9406	6953744	Conventional Home Repair (Emergency Sr. Home Repair) (FY23 - Reprogrammed Funds)	14A	LMH			\$15,401.00	


		Office of Community Planning and Development						DATE:	09-20-25	
		U.S. Department of Housing and Urban Development						TIME:	19:24	
		Integrated Disbursement and Information System						PAGE:	1	
		PR26 - CDBG Financial Summary Report								
		Program Year 2024								
		DETROIT, MI								
2023	2	9406	6953951	Conventional Home Repair (Emergency Sr. Home Repair) (FY23 - Reprogrammed Funds)			14A	LMH	\$11,712.00	
2023	2	9406	6956428	Conventional Home Repair (Emergency Sr. Home Repair) (FY23 - Reprogrammed Funds)			14A	LMH	\$17,600.00	
2023	2	9406	6956430	Conventional Home Repair (Emergency Sr. Home Repair) (FY23 - Reprogrammed Funds)			14A	LMH	\$22,171.00	
2023	2	9406	6956432	Conventional Home Repair (Emergency Sr. Home Repair) (FY23 - Reprogrammed Funds)			14A	LMH	\$15,920.00	
2023	2	9406	6956454	Conventional Home Repair (Emergency Sr. Home Repair) (FY23 - Reprogrammed Funds)			14A	LMH	\$68,840.00	
2023	2	9406	6956496	Conventional Home Repair (Emergency Sr. Home Repair) (FY23 - Reprogrammed Funds)			14A	LMH	\$33,090.00	
2023	2	9406	6956524	Conventional Home Repair (Emergency Sr. Home Repair) (FY23 - Reprogrammed Funds)			14A	LMH	\$20,333.00	
2023	2	9406	6958299	Conventional Home Repair (Emergency Sr. Home Repair) (FY23 - Reprogrammed Funds)			14A	LMH	\$26,655.00	
2023	2	9406	6958313	Conventional Home Repair (Emergency Sr. Home Repair) (FY23 - Reprogrammed Funds)			14A	LMH	\$14,770.00	
2023	2	9406	6960857	Conventional Home Repair (Emergency Sr. Home Repair) (FY23 - Reprogrammed Funds)			14A	LMH	\$17,358.00	
2023	2	9406	6960858	Conventional Home Repair (Emergency Sr. Home Repair) (FY23 - Reprogrammed Funds)			14A	LMH	\$14,580.00	
2023	2	9406	6960865	Conventional Home Repair (Emergency Sr. Home Repair) (FY23 - Reprogrammed Funds)			14A	LMH	\$30,117.00	
2023	2	9406	6963544	Conventional Home Repair (Emergency Sr. Home Repair) (FY23 - Reprogrammed Funds)			14A	LMH	\$14,500.00	
2023	2	9406	6963752	Conventional Home Repair (Emergency Sr. Home Repair) (FY23 - Reprogrammed Funds)			14A	LMH	\$15,500.00	
2023	2	9406	6965769	Conventional Home Repair (Emergency Sr. Home Repair) (FY23 - Reprogrammed Funds)			14A	LMH	\$14,415.00	
2023	2	9406	6965925	Conventional Home Repair (Emergency Sr. Home Repair) (FY23 - Reprogrammed Funds)			14A	LMH	\$6,150.00	
2023	2	9406	6965934	Conventional Home Repair (Emergency Sr. Home Repair) (FY23 - Reprogrammed Funds)			14A	LMH	\$15,290.00	
2023	2	9406	6965936	Conventional Home Repair (Emergency Sr. Home Repair) (FY23 - Reprogrammed Funds)			14A	LMH	\$15,540.00	
2023	2	9406	6966526	Conventional Home Repair (Emergency Sr. Home Repair) (FY23 - Reprogrammed Funds)			14A	LMH	\$21,205.00	
2023	2	9406	6967975	Conventional Home Repair (Emergency Sr. Home Repair) (FY23 - Reprogrammed Funds)			14A	LMH	\$11,303.00	
2023	2	9406	6969939	Conventional Home Repair (Emergency Sr. Home Repair) (FY23 - Reprogrammed Funds)			14A	LMH	\$13,250.00	
2023	2	9406	6970771	Conventional Home Repair (Emergency Sr. Home Repair) (FY23 - Reprogrammed Funds)			14A	LMH	\$15,520.00	
2023	2	9406	6972138	Conventional Home Repair (Emergency Sr. Home Repair) (FY23 - Reprogrammed Funds)			14A	LMH	\$14,210.00	
2023	2	9406	6972847	Conventional Home Repair (Emergency Sr. Home Repair) (FY23 - Reprogrammed Funds)			14A	LMH	\$10,727.00	
2023	2	9406	6974188	Conventional Home Repair (Emergency Sr. Home Repair) (FY23 - Reprogrammed Funds)			14A	LMH	\$14,936.00	
2023	2	9406	6974215	Conventional Home Repair (Emergency Sr. Home Repair) (FY23 - Reprogrammed Funds)			14A	LMH	\$2,244.60	
2023	2	9406	6979106	Conventional Home Repair (Emergency Sr. Home Repair) (FY23 - Reprogrammed Funds)			14A	LMH	\$13,650.00	
2023	2	9406	6980558	Conventional Home Repair (Emergency Sr. Home Repair) (FY23 - Reprogrammed Funds)			14A	LMH	\$21,600.00	
2023	2	9406	6981164	Conventional Home Repair (Emergency Sr. Home Repair) (FY23 - Reprogrammed Funds)			14A	LMH	\$5,500.00	
2023	2	9406	6981970	Conventional Home Repair (Emergency Sr. Home Repair) (FY23 - Reprogrammed Funds)			14A	LMH	\$14,680.00	
2023	2	9406	6982060	Conventional Home Repair (Emergency Sr. Home Repair) (FY23 - Reprogrammed Funds)			14A	LMH	\$10,850.00	
2023	2	9406	6984590	Conventional Home Repair (Emergency Sr. Home Repair) (FY23 - Reprogrammed Funds)			14A	LMH	\$13,740.00	
2023	2	9406	6985548	Conventional Home Repair (Emergency Sr. Home Repair) (FY23 - Reprogrammed Funds)			14A	LMH	\$4,974.00	
2023	2	9406	6989871	Conventional Home Repair (Emergency Sr. Home Repair) (FY23 - Reprogrammed Funds)			14A	LMH	\$14,955.00	
2023	2	9406	6989874	Conventional Home Repair (Emergency Sr. Home Repair) (FY23 - Reprogrammed Funds)			14A	LMH	\$27,004.00	
2023	2	9406	6990335	Conventional Home Repair (Emergency Sr. Home Repair) (FY23 - Reprogrammed Funds)			14A	LMH	\$5,160.00	
2023	2	9406	6990344	Conventional Home Repair (Emergency Sr. Home Repair) (FY23 - Reprogrammed Funds)			14A	LMH	\$14,710.00	
2023	2	9406	6991085	Conventional Home Repair (Emergency Sr. Home Repair) (FY23 - Reprogrammed Funds)			14A	LMH	\$18,910.00	
2023	2	9406	6992452	Conventional Home Repair (Emergency Sr. Home Repair) (FY23 - Reprogrammed Funds)			14A	LMH	\$12,824.00	
2023	2	9406	6992464	Conventional Home Repair (Emergency Sr. Home Repair) (FY23 - Reprogrammed Funds)			14A	LMH	\$16,200.00	
2023	2	9406	6994856	Conventional Home Repair (Emergency Sr. Home Repair) (FY23 - Reprogrammed Funds)			14A	LMH	\$14,232.00	
2023	2	9406	6994884	Conventional Home Repair (Emergency Sr. Home Repair) (FY23 - Reprogrammed Funds)			14A	LMH	\$9,440.00	
2023	2	9406	6996898	Conventional Home Repair (Emergency Sr. Home Repair) (FY23 - Reprogrammed Funds)			14A	LMH	\$12,250.00	
2023	2	9406	6996912	Conventional Home Repair (Emergency Sr. Home Repair) (FY23 - Reprogrammed Funds)			14A	LMH	\$15,500.00	
2023	2	9406	6999355	Conventional Home Repair (Emergency Sr. Home Repair) (FY23 - Reprogrammed Funds)			14A	LMH	\$4,625.00	
2023	2	9406	6999393	Conventional Home Repair (Emergency Sr. Home Repair) (FY23 - Reprogrammed Funds)			14A	LMH	\$31,351.00	
2023	2	9406	7022796	Conventional Home Repair (Emergency Sr. Home Repair) (FY23 - Reprogrammed Funds)			14A	LMH	\$13,975.00	
2023	2	9406	7022978	Conventional Home Repair (Emergency Sr. Home Repair) (FY23 - Reprogrammed Funds)			14A	LMH	\$315.76	
2024	2	9453	7003972	Conventional Home Repair (Sr)			14A	LMH	\$16,595.00	
2024	2	9453	7004895	Conventional Home Repair (Sr)			14A	LMH	\$24,422.00	
2024	2	9453	7005043	Conventional Home Repair (Sr)			14A	LMH	\$14,900.00	
2024	2	9453	7005996	Conventional Home Repair (Sr)			14A	LMH	\$22,900.00	
2024	2	9453	7006000	Conventional Home Repair (Sr)			14A	LMH	\$12,562.33	
2024	2	9453	7006004	Conventional Home Repair (Sr)			14A	LMH	\$16,175.00	
2024	2	9453	7007104	Conventional Home Repair (Sr)			14A	LMH	\$11,213.00	
2024	2	9453	7007108	Conventional Home Repair (Sr)			14A	LMH	\$13,058.69	
2024	2	9453	7007112	Conventional Home Repair (Sr)			14A	LMH	\$12,012.00	
2024	2	9453	7007447	Conventional Home Repair (Sr)			14A	LMH	\$12,075.00	
2024	2	9453	7009567	Conventional Home Repair (Sr)			14A	LMH	\$14,710.00	
2024	2	9453	7009812	Conventional Home Repair (Sr)			14A	LMH	\$13,332.00	
2024	2	9453	7009815	Conventional Home Repair (Sr)			14A	LMH	\$15,850.00	
2024	2	9453	7009818	Conventional Home Repair (Sr)			14A	LMH	\$9,226.00	
2024	2	9453	7011528	Conventional Home Repair (Sr)			14A	LMH	\$17,255.00	
2024	2	9453	7012010	Conventional Home Repair (Sr)			14A	LMH	\$13,820.00	
2024	2	9453	7012016	Conventional Home Repair (Sr)			14A	LMH	\$21,720.00	
2024	2	9453	7012055	Conventional Home Repair (Sr)			14A	LMH	\$16,339.00	
2024	2	9453	7012192	Conventional Home Repair (Sr)			14A	LMH	\$14,220.00	
2024	2	9453	7012920	Conventional Home Repair (Sr)			14A	LMH	\$19,324.00	
2024	2	9453	7013070	Conventional Home Repair (Sr)			14A	LMH	\$13,000.00	
2024	2	9453	7014784	Conventional Home Repair (Sr)			14A	LMH	\$23,075.00	
2024	2	9453	7014790	Conventional Home Repair (Sr)			14A	LMH	\$21,779.00	
2024	2	9453	7015110	Conventional Home Repair (Sr)			14A	LMH	\$18,462.33	
2024	2	9453	7015270	Conventional Home Repair (Sr)			14A	LMH	\$11,223.00	
2024	2	9453	7016611	Conventional Home Repair (Sr)			14A	LMH	\$13,501.06	
2024	2	9453	7017118	Conventional Home Repair (Sr)			14A	LMH	\$16,910.00	
2024	2	9453	7017127	Conventional Home Repair (Sr)			14A	LMH	\$13,780.51	
2024	2	9453	7017238	Conventional Home Repair (Sr)			14A	LMH	\$4,260.00	
2024	2	9453	7017259	Conventional Home Repair (Sr)			14A	LMH	\$20,205.00	

	Office of Community Planning and Development							DATE:	09-20-25		
	U.S. Department of Housing and Urban Development							TIME:	19:24		
	Integrated Disbursement and Information System							PAGE:	1		
	PR26 - CDBG Financial Summary Report										
	Program Year 2024										
		DETROIT , MI									
2024	2	9453	7017284	Conventional Home Repair (Sr)		14A	LMH			\$9,550.00	
2024	2	9453	7017426	Conventional Home Repair (Sr)		14A	LMH			\$14,825.00	
2024	2	9453	7017441	Conventional Home Repair (Sr)		14A	LMH			\$10,115.00	
2024	2	9453	7017846	Conventional Home Repair (Sr)		14A	LMH			\$22,270.00	
2024	2	9453	7017859	Conventional Home Repair (Sr)		14A	LMH			\$10,295.00	
2024	2	9453	7019111	Conventional Home Repair (Sr)		14A	LMH			\$9.00	
2024	2	9453	7022970	Conventional Home Repair (Sr)		14A	LMH			\$3,168.24	
2024	2	9453	7024340	Conventional Home Repair (Sr)		14A	LMH			\$19,083.00	
2024	2	9453	7047412	Conventional Home Repair (Sr)		14A	LMH			\$12,045.00	
2024	2	9453	7049436	Conventional Home Repair (Sr)		14A	LMH			\$10,077.00	
2024	2	9453	7049441	Conventional Home Repair (Sr)		14A	LMH			\$9,988.00	
2024	2	9453	7051816	Conventional Home Repair (Sr)		14A	LMH			\$16,080.00	
2024	2	9453	7051922	Conventional Home Repair (Sr)		14A	LMH			\$10,372.00	
2024	2	9453	7051953	Conventional Home Repair (Sr)		14A	LMH			\$11,685.00	
2024	2	9453	7053338	Conventional Home Repair (Sr)		14A	LMH			\$17,413.00	
2024	2	9453	7055364	Conventional Home Repair (Sr)		14A	LMH			\$13,779.00	
2024	2	9453	7055374	Conventional Home Repair (Sr)		14A	LMH			\$24,210.00	
2024	2	9453	7055406	Conventional Home Repair (Sr)		14A	LMH			\$9,330.00	
2024	2	9453	7056419	Conventional Home Repair (Sr)		14A	LMH			\$14,221.42	
2024	2	9453	7056545	Conventional Home Repair (Sr)		14A	LMH			\$12,900.00	
2024	2	9453	7057432	Conventional Home Repair (Sr)		14A	LMH			\$14,399.00	
2024	2	9453	7057650	Conventional Home Repair (Sr)		14A	LMH			\$15,365.00	
2024	2	9453	7059041	Conventional Home Repair (Sr)		14A	LMH			\$13,850.00	
2024	2	9453	7061903	Conventional Home Repair (Sr)		14A	LMH			\$17,670.00	
2024	2	9453	7065868	Conventional Home Repair (Sr)		14A	LMH			\$16,131.00	
						14A	Matrix Code			\$3,621,979.31	
2021	3	9048	6956391	Multi-Family Staffing (Indirect)		14H	LMH			\$3,558.24	
2022	2	9155	6932246	Community Development Housing Activity (Direct)		14H	LMH			\$144.72	
2022	2	9155	6934050	Community Development Housing Activity (Direct)		14H	LMH			\$182.24	
2022	2	9155	6934097	Community Development Housing Activity (Direct)		14H	LMH			\$1,224.98	
2022	2	9155	6949379	Community Development Housing Activity (Direct)		14H	LMH			\$304.85	
2022	2	9155	6951559	Community Development Housing Activity (Direct)		14H	LMH			\$304.18	
2022	2	9155	6956420	Community Development Housing Activity (Direct)		14H	LMH			\$257,124.67	
2022	2	9233	6908490	Community Development Housing Activity (Indirect)		14H	LMH			\$7,402.78	
2022	2	9233	6944581	Community Development Housing Activity (Indirect)		14H	LMH			\$5,022.28	
2022	2	9283	6934039	0% interest Loan Program Admin (GS Group/Nora Construction Mgt Svc)		14H	LMH			\$26,000.00	
2022	2	9283	6934145	0% interest Loan Program Admin (GS Group/Nora Construction Mgt Svc)		14H	LMH			\$275.00	
2022	2	9283	6943918	0% interest Loan Program Admin (GS Group/Nora Construction Mgt Svc)		14H	LMH			\$14,725.00	
2022	2	9283	6953874	0% interest Loan Program Admin (GS Group/Nora Construction Mgt Svc)		14H	LMH			\$21,400.00	
2022	2	9283	6963645	0% interest Loan Program Admin (GS Group/Nora Construction Mgt Svc)		14H	LMH			\$18,100.00	
2022	2	9283	6970772	0% interest Loan Program Admin (GS Group/Nora Construction Mgt Svc)		14H	LMH			\$13,025.00	
2022	2	9283	6974174	0% interest Loan Program Admin (GS Group/Nora Construction Mgt Svc)		14H	LMH			\$9,525.00	
2022	2	9283	6974179	0% interest Loan Program Admin (GS Group/Nora Construction Mgt Svc)		14H	LMH			\$13,025.00	
2022	2	9283	6983647	0% interest Loan Program Admin (GS Group/Nora Construction Mgt Svc)		14H	LMH			\$10,275.00	
2022	2	9283	6993538	0% interest Loan Program Admin (GS Group/Nora Construction Mgt Svc)		14H	LMH			\$11,075.00	
2022	2	9283	6999418	0% interest Loan Program Admin (GS Group/Nora Construction Mgt Svc)		14H	LMH			\$13,825.00	
2022	2	9283	7012057	0% interest Loan Program Admin (GS Group/Nora Construction Mgt Svc)		14H	LMH			\$27,325.00	
2022	2	9283	7024341	0% interest Loan Program Admin (GS Group/Nora Construction Mgt Svc)		14H	LMH			\$12,700.00	
2022	2	9283	7034794	0% interest Loan Program Admin (GS Group/Nora Construction Mgt Svc)		14H	LMH			\$20,575.00	
2022	2	9283	7043252	0% interest Loan Program Admin (GS Group/Nora Construction Mgt Svc)		14H	LMH			\$24,900.00	
2022	2	9539	7010444	CDBG Housing Rehab Loan Program 0% interest (Admin - City-Wide)		14H	LMH			\$3,500.00	
2022	2	9539	7010460	CDBG Housing Rehab Loan Program 0% interest (Admin - City-Wide)		14H	LMH			\$2,500.00	
2022	2	9539	7011273	CDBG Housing Rehab Loan Program 0% interest (Admin - City-Wide)		14H	LMH			\$2,500.00	
2022	2	9539	7011301	CDBG Housing Rehab Loan Program 0% interest (Admin - City-Wide)		14H	LMH			\$12,500.00	
2022	2	9539	7011312	CDBG Housing Rehab Loan Program 0% interest (Admin - City-Wide)		14H	LMH			\$95,665.59	
2022	2	9539	7011321	CDBG Housing Rehab Loan Program 0% interest (Admin - City-Wide)		14H	LMH			\$15,500.00	
2022	2	9539	7011329	CDBG Housing Rehab Loan Program 0% interest (Admin - City-Wide)		14H	LMH			\$2,500.00	
2022	2	9539	7011544	CDBG Housing Rehab Loan Program 0% interest (Admin - City-Wide)		14H	LMH			\$3,500.00	
2022	2	9539	7011621	CDBG Housing Rehab Loan Program 0% interest (Admin - City-Wide)		14H	LMH			\$2,500.00	
2022	2	9539	7012970	CDBG Housing Rehab Loan Program 0% interest (Admin - City-Wide)		14H	LMH			\$7,500.00	
2022	2	9539	7012981	CDBG Housing Rehab Loan Program 0% interest (Admin - City-Wide)		14H	LMH			\$10,500.00	
2022	2	9539	7016603	CDBG Housing Rehab Loan Program 0% interest (Admin - City-Wide)		14H	LMH			\$66,405.75	
2022	2	9539	7049460	CDBG Housing Rehab Loan Program 0% interest (Admin - City-Wide)		14H	LMH			\$375.00	
2022	2	9539	7049537	CDBG Housing Rehab Loan Program 0% interest (Admin - City-Wide)		14H	LMH			\$300.00	
2022	2	9540	7011263	CDBG Housing Rehab Loan Program 0% interest (Admin - NRSA)		14H	LMH			\$7,500.00	
2022	2	9540	7011470	CDBG Housing Rehab Loan Program 0% interest (Admin - NRSA)		14H	LMH			\$8,500.00	
2022	2	9540	7011500	CDBG Housing Rehab Loan Program 0% interest (Admin - NRSA)		14H	LMH			\$45,000.00	
2022	2	9540	7011508	CDBG Housing Rehab Loan Program 0% interest (Admin - NRSA)		14H	LMH			\$35,000.00	
2022	2	9540	7011526	CDBG Housing Rehab Loan Program 0% interest (Admin - NRSA)		14H	LMH			\$7,000.00	
2022	2	9540	7011620	CDBG Housing Rehab Loan Program 0% interest (Admin - NRSA)		14H	LMH			\$5,000.00	
2022	2	9540	7012975	CDBG Housing Rehab Loan Program 0% interest (Admin - NRSA)		14H	LMH			\$20,000.00	
2022	2	9540	7012998	CDBG Housing Rehab Loan Program 0% interest (Admin - NRSA)		14H	LMH			\$22,000.00	
2022	2	9540	7049483	CDBG Housing Rehab Loan Program 0% interest (Admin - NRSA)		14H	LMH			\$1,200.00	
2022	2	9540	7049493	CDBG Housing Rehab Loan Program 0% interest (Admin - NRSA)		14H	LMH			\$1,275.00	
2022	2	9541	7011309	CDBG Housing Rehab Loan Program 0% interest (Admin - Slums & Blight)		14H	LMH			\$2,500.00	
2022	2	9541	7011497	CDBG Housing Rehab Loan Program 0% interest (Admin - Slums & Blight)		14H	LMH			\$3,500.00	
2022	2	9541	7012941	CDBG Housing Rehab Loan Program 0% interest (Admin - Slums & Blight)		14H	LMH			\$7,500.00	
2022	2	9541	7013035	CDBG Housing Rehab Loan Program 0% interest (Admin - Slums & Blight)		14H	LMH			\$9,500.00	





	Office of Community Planning and Development							DATE:	09-20-25		
	U.S. Department of Housing and Urban Development							TIME:	19:24		
	Integrated Disbursement and Information System							PAGE:	1		
	PR26 - CDBG Financial Summary Report										
	Program Year 2024										
		DETROIT , MI									
2022	2	9541	7049521	CDBG Housing Rehab Loan Program 0% interest (Admin - Slums & Blight)			14H	LMH		\$75.00	
2023	2	9298	6956420	Single Family Housing Activity (Direct)			14H	LMH		\$154,419.30	
2023	2	9298	6963914	Single Family Housing Activity (Direct)			14H	LMH		\$281.40	
2023	2	9298	6965809	Single Family Housing Activity (Direct)			14H	LMH		\$231.82	
2023	2	9298	6965928	Single Family Housing Activity (Direct)			14H	LMH		\$176.88	
2023	2	9298	6977245	Single Family Housing Activity (Direct)			14H	LMH		\$178.22	
2023	2	9298	6979097	Single Family Housing Activity (Direct)			14H	LMH		\$144.05	
2023	2	9298	6979099	Single Family Housing Activity (Direct)			14H	LMH		\$108.54	
2023	2	9298	6980535	Single Family Housing Activity (Direct)			14H	LMH		\$184.92	
2023	2	9298	6984572	Single Family Housing Activity (Direct)			14H	LMH		\$505,395.01	
2023	2	9298	6994727	Single Family Housing Activity (Direct)			14H	LMH		\$136.50	
2023	2	9298	6996906	Single Family Housing Activity (Direct)			14H	LMH		\$800.00	
2023	2	9298	7001098	Single Family Housing Activity (Direct)			14H	LMH		\$1,950.00	
2023	2	9298	7009799	Single Family Housing Activity (Direct)			14H	LMH		\$179.20	
2023	2	9298	7013078	Single Family Housing Activity (Direct)			14H	LMH		\$466,513.78	
2023	2	9298	7013891	Single Family Housing Activity (Direct)			14H	LMH		\$396.90	
2023	2	9298	7020583	Single Family Housing Activity (Direct)			14H	LMH		\$221.17	
2023	2	9298	7021321	Single Family Housing Activity (Direct)			14H	LMH		\$257.60	
2023	2	9298	7025161	Single Family Housing Activity (Direct)			14H	LMH		\$213.00	
2023	2	9298	7033330	Single Family Housing Activity (Direct)			14H	LMH		\$230.30	
2023	2	9298	7033946	Single Family Housing Activity (Direct)			14H	LMH		\$390.00	
2023	2	9298	7043566	Single Family Housing Activity (Direct)			14H	LMH		\$1,951.92	
2023	2	9298	7052487	Single Family Housing Activity (Direct)			14H	LMH		\$550,083.90	
2023	2	9298	7056562	Single Family Housing Activity (Direct)			14H	LMH		\$424.90	
2023	2	9545	6956420	Single Family Housing Activity (Indirect)			14H	LMH		\$235,197.38	
2023	2	9545	6956446	Single Family Housing Activity (Indirect)			14H	LMH		\$7,533.41	
2023	2	9545	6965764	Single Family Housing Activity (Indirect)			14H	LMH		\$5,666.36	
2023	2	9545	6974154	Single Family Housing Activity (Indirect)			14H	LMH		\$5,110.80	
2023	2	9545	6982105	Single Family Housing Activity (Indirect)			14H	LMH		\$5,110.80	
2023	2	9545	6984572	Single Family Housing Activity (Indirect)			14H	LMH		\$288,883.24	
2023	2	9545	6993655	Single Family Housing Activity (Indirect)			14H	LMH		\$5,220.52	
2023	2	9545	7001936	Single Family Housing Activity (Indirect)			14H	LMH		\$5,220.52	
2023	2	9545	7013078	Single Family Housing Activity (Indirect)			14H	LMH		\$266,612.63	
2023	2	9545	7015261	Single Family Housing Activity (Indirect)			14H	LMH		\$5,220.52	
2023	2	9545	7025180	Single Family Housing Activity (Indirect)			14H	LMH		\$5,220.52	
2023	2	9545	7033343	Single Family Housing Activity (Indirect)			14H	LMH		\$7,860.74	
2023	2	9545	7045892	Single Family Housing Activity (Indirect)			14H	LMH		\$5,280.46	
2023	2	9545	7052487	Single Family Housing Activity (Indirect)			14H	LMH		\$314,372.95	
2023	2	9545	7056533	Single Family Housing Activity (Indirect)			14H	LMH		\$5,324.08	
							14H	Matrix Code		\$3,766,019.52	
2022	2	9152	6996918	CDBG Lead Remediation			14I	LMH		\$3,198.20	
2023	2	9296	6890587	CDBG Lead Remediation (Lead Grant Match)			14I	LMH		\$3,314.98	
2023	2	9296	6933282	CDBG Lead Remediation (Lead Grant Match)			14I	LMH		\$22,050.00	
2023	2	9296	6933713	CDBG Lead Remediation (Lead Grant Match)			14I	LMH		\$4,050.00	
2023	2	9296	6934052	CDBG Lead Remediation (Lead Grant Match)			14I	LMH		\$6,950.00	
2023	2	9296	6936807	CDBG Lead Remediation (Lead Grant Match)			14I	LMH		\$5,250.00	
2023	2	9296	6940385	CDBG Lead Remediation (Lead Grant Match)			14I	LMH		\$33,940.00	
2023	2	9296	6941350	CDBG Lead Remediation (Lead Grant Match)			14I	LMH		\$22,300.00	
2023	2	9296	6941353	CDBG Lead Remediation (Lead Grant Match)			14I	LMH		\$8,380.00	
2023	2	9296	6948717	CDBG Lead Remediation (Lead Grant Match)			14I	LMH		\$15,721.00	
2023	2	9296	6949666	CDBG Lead Remediation (Lead Grant Match)			14I	LMH		\$56,645.00	
2023	2	9296	6951153	CDBG Lead Remediation (Lead Grant Match)			14I	LMH		\$2,400.00	
2023	2	9296	6951163	CDBG Lead Remediation (Lead Grant Match)			14I	LMH		\$42,755.00	
2023	2	9296	6951165	CDBG Lead Remediation (Lead Grant Match)			14I	LMH		\$8,500.00	
2023	2	9296	6951298	CDBG Lead Remediation (Lead Grant Match)			14I	LMH		\$1,620.00	
2023	2	9296	6951340	CDBG Lead Remediation (Lead Grant Match)			14I	LMH		\$39,740.00	
2023	2	9296	6951550	CDBG Lead Remediation (Lead Grant Match)			14I	LMH		\$7,400.00	
2023	2	9296	6953742	CDBG Lead Remediation (Lead Grant Match)			14I	LMH		\$22,502.00	
2023	2	9296	6953752	CDBG Lead Remediation (Lead Grant Match)			14I	LMH		\$60,112.00	
2023	2	9296	6953770	CDBG Lead Remediation (Lead Grant Match)			14I	LMH		\$22,660.00	
2023	2	9296	6953861	CDBG Lead Remediation (Lead Grant Match)			14I	LMH		\$17,625.00	
2023	2	9296	6953932	CDBG Lead Remediation (Lead Grant Match)			14I	LMH		\$38,323.00	
2023	2	9296	6953947	CDBG Lead Remediation (Lead Grant Match)			14I	LMH		\$9,375.00	
2023	2	9296	6953965	CDBG Lead Remediation (Lead Grant Match)			14I	LMH		\$13,098.00	
2023	2	9296	6953972	CDBG Lead Remediation (Lead Grant Match)			14I	LMH		\$12,035.00	
2023	2	9296	6956318	CDBG Lead Remediation (Lead Grant Match)			14I	LMH		\$42,476.00	
2023	2	9296	6956510	CDBG Lead Remediation (Lead Grant Match)			14I	LMH		\$25,420.00	
2023	2	9296	6956521	CDBG Lead Remediation (Lead Grant Match)			14I	LMH		\$19,515.00	
2023	2	9296	6959104	CDBG Lead Remediation (Lead Grant Match)			14I	LMH		\$19,015.00	
2023	2	9296	6960851	CDBG Lead Remediation (Lead Grant Match)			14I	LMH		\$8,385.00	
2023	2	9296	6963548	CDBG Lead Remediation (Lead Grant Match)			14I	LMH		\$63,210.00	
2023	2	9296	6963946	CDBG Lead Remediation (Lead Grant Match)			14I	LMH		\$17,610.00	
2023	2	9296	6965932	CDBG Lead Remediation (Lead Grant Match)			14I	LMH		\$33,842.00	
2023	2	9296	6965946	CDBG Lead Remediation (Lead Grant Match)			14I	LMH		\$5,082.00	
2023	2	9296	6965948	CDBG Lead Remediation (Lead Grant Match)			14I	LMH		\$12,410.00	
2023	2	9296	6966574	CDBG Lead Remediation (Lead Grant Match)			14I	LMH		\$21,110.00	
2023	2	9296	6967484	CDBG Lead Remediation (Lead Grant Match)			14I	LMH		\$17,200.00	
2023	2	9296	6967486	CDBG Lead Remediation (Lead Grant Match)			14I	LMH		\$19,330.00	


	Office of Community Planning and Development						DATE:	09-20-25
	U.S. Department of Housing and Urban Development						TIME:	19:24
	Integrated Disbursement and Information System						PAGE:	1
	PR26 - CDBG Financial Summary Report							
	Program Year 2024							
	DETROIT, MI							
2023	2	9296	6967488	CDBG Lead Remediation (Lead Grant Match)	14I	LMH		\$32,940.00
2023	2	9296	6968258	CDBG Lead Remediation (Lead Grant Match)	14I	LMH		\$9,475.00
2024	2	9452	6969769	CDBG Lead Remediation (Lead Grant Match)	14I	LMH		\$68,815.00
2024	2	9452	6969950	CDBG Lead Remediation (Lead Grant Match)	14I	LMH		\$23,622.00
2024	2	9452	6970882	CDBG Lead Remediation (Lead Grant Match)	14I	LMH		\$34,250.00
2024	2	9452	6970911	CDBG Lead Remediation (Lead Grant Match)	14I	LMH		\$8,057.00
2024	2	9452	6970936	CDBG Lead Remediation (Lead Grant Match)	14I	LMH		\$13,021.00
2024	2	9452	6970948	CDBG Lead Remediation (Lead Grant Match)	14I	LMH		\$21,382.00
2024	2	9452	6971894	CDBG Lead Remediation (Lead Grant Match)	14I	LMH		\$31,899.00
2024	2	9452	6972120	CDBG Lead Remediation (Lead Grant Match)	14I	LMH		\$34,626.00
2024	2	9452	6972132	CDBG Lead Remediation (Lead Grant Match)	14I	LMH		\$21,135.00
2024	2	9452	6972860	CDBG Lead Remediation (Lead Grant Match)	14I	LMH		\$22,675.00
2024	2	9452	6974196	CDBG Lead Remediation (Lead Grant Match)	14I	LMH		\$44,031.00
2024	2	9452	6974206	CDBG Lead Remediation (Lead Grant Match)	14I	LMH		\$1,365.00
2024	2	9452	6974216	CDBG Lead Remediation (Lead Grant Match)	14I	LMH		\$22,846.00
2024	2	9452	6977169	CDBG Lead Remediation (Lead Grant Match)	14I	LMH		\$20,217.00
2024	2	9452	6978563	CDBG Lead Remediation (Lead Grant Match)	14I	LMH		\$9,520.00
2024	2	9452	6978829	CDBG Lead Remediation (Lead Grant Match)	14I	LMH		\$19,989.00
2024	2	9452	6979095	CDBG Lead Remediation (Lead Grant Match)	14I	LMH		\$6,501.00
2024	2	9452	6979110	CDBG Lead Remediation (Lead Grant Match)	14I	LMH		\$35,282.00
2024	2	9452	6979429	CDBG Lead Remediation (Lead Grant Match)	14I	LMH		\$26,945.00
2024	2	9452	6979439	CDBG Lead Remediation (Lead Grant Match)	14I	LMH		\$19,200.00
2024	2	9452	6980536	CDBG Lead Remediation (Lead Grant Match)	14I	LMH		\$28,565.00
2024	2	9452	6980567	CDBG Lead Remediation (Lead Grant Match)	14I	LMH		\$13,076.00
2024	2	9452	6980574	CDBG Lead Remediation (Lead Grant Match)	14I	LMH		\$10,615.00
2024	2	9452	6980579	CDBG Lead Remediation (Lead Grant Match)	14I	LMH		\$23,923.00
2024	2	9452	6981145	CDBG Lead Remediation (Lead Grant Match)	14I	LMH		\$39,720.00
2024	2	9452	6982030	CDBG Lead Remediation (Lead Grant Match)	14I	LMH		\$15,000.00
2024	2	9452	6982096	CDBG Lead Remediation (Lead Grant Match)	14I	LMH		\$33,325.00
2024	2	9452	6985415	CDBG Lead Remediation (Lead Grant Match)	14I	LMH		\$16,439.00
2024	2	9452	6985489	CDBG Lead Remediation (Lead Grant Match)	14I	LMH		\$525.00
2024	2	9452	6991111	CDBG Lead Remediation (Lead Grant Match)	14I	LMH		\$11,200.00
2024	2	9452	6991121	CDBG Lead Remediation (Lead Grant Match)	14I	LMH		\$10,940.00
2024	2	9452	6991132	CDBG Lead Remediation (Lead Grant Match)	14I	LMH		\$31,226.80
2024	2	9452	6991538	CDBG Lead Remediation (Lead Grant Match)	14I	LMH		\$690.00
2024	2	9452	6992404	CDBG Lead Remediation (Lead Grant Match)	14I	LMH		\$23,600.00
2024	2	9452	6992435	CDBG Lead Remediation (Lead Grant Match)	14I	LMH		\$15,431.00
2024	2	9452	6992456	CDBG Lead Remediation (Lead Grant Match)	14I	LMH		\$31,146.00
2024	2	9452	6992458	CDBG Lead Remediation (Lead Grant Match)	14I	LMH		\$8,510.00
2024	2	9452	6993620	CDBG Lead Remediation (Lead Grant Match)	14I	LMH		\$43,220.00
2024	2	9452	6994739	CDBG Lead Remediation (Lead Grant Match)	14I	LMH		\$19,070.00
2024	2	9452	6994873	CDBG Lead Remediation (Lead Grant Match)	14I	LMH		\$27,050.00
2024	2	9452	6994901	CDBG Lead Remediation (Lead Grant Match)	14I	LMH		\$26,700.00
2024	2	9452	6996880	CDBG Lead Remediation (Lead Grant Match)	14I	LMH		\$27,025.00
2024	2	9452	6996922	CDBG Lead Remediation (Lead Grant Match)	14I	LMH		\$38,800.00
2024	2	9452	6998961	CDBG Lead Remediation (Lead Grant Match)	14I	LMH		\$35,355.00
2024	2	9452	6999168	CDBG Lead Remediation (Lead Grant Match)	14I	LMH		\$1,765.00
2024	2	9452	6999446	CDBG Lead Remediation (Lead Grant Match)	14I	LMH		\$1,619.00
2024	2	9452	7003458	CDBG Lead Remediation (Lead Grant Match)	14I	LMH		\$4,485.00
2024	2	9452	7003460	CDBG Lead Remediation (Lead Grant Match)	14I	LMH		\$26,160.00
2024	2	9452	7009807	CDBG Lead Remediation (Lead Grant Match)	14I	LMH		\$10,450.00
2024	2	9452	7009820	CDBG Lead Remediation (Lead Grant Match)	14I	LMH		\$14,200.00
2024	2	9452	7009827	CDBG Lead Remediation (Lead Grant Match)	14I	LMH		\$2,800.00
2024	2	9452	7012049	CDBG Lead Remediation (Lead Grant Match)	14I	LMH		\$6,779.15
2024	2	9452	7012050	CDBG Lead Remediation (Lead Grant Match)	14I	LMH		\$29,500.00
2024	2	9452	7012199	CDBG Lead Remediation (Lead Grant Match)	14I	LMH		\$43,143.00
2024	2	9452	7015119	CDBG Lead Remediation (Lead Grant Match)	14I	LMH		\$17,570.00
2024	2	9452	7015242	CDBG Lead Remediation (Lead Grant Match)	14I	LMH		\$3,000.00
2024	2	9452	7016430	CDBG Lead Remediation (Lead Grant Match)	14I	LMH		\$47,580.00
2024	2	9452	7017230	CDBG Lead Remediation (Lead Grant Match)	14I	LMH		\$7,159.00
2024	2	9452	7017244	CDBG Lead Remediation (Lead Grant Match)	14I	LMH		\$9,229.00
2024	2	9452	7017266	CDBG Lead Remediation (Lead Grant Match)	14I	LMH		\$20,570.53
2024	2	9452	7017273	CDBG Lead Remediation (Lead Grant Match)	14I	LMH		\$20,796.00
2024	2	9452	7017280	CDBG Lead Remediation (Lead Grant Match)	14I	LMH		\$8,355.00
2024	2	9452	7017446	CDBG Lead Remediation (Lead Grant Match)	14I	LMH		\$17,770.00
2024	2	9452	7017566	CDBG Lead Remediation (Lead Grant Match)	14I	LMH		\$9,835.00
2024	2	9452	7017567	CDBG Lead Remediation (Lead Grant Match)	14I	LMH		\$6,675.00
2024	2	9452	7017568	CDBG Lead Remediation (Lead Grant Match)	14I	LMH		\$23,200.00
2024	2	9452	7017572	CDBG Lead Remediation (Lead Grant Match)	14I	LMH		\$13,751.00
2024	2	9452	7017802	CDBG Lead Remediation (Lead Grant Match)	14I	LMH		\$25,785.00
2024	2	9452	7017815	CDBG Lead Remediation (Lead Grant Match)	14I	LMH		\$5,605.00
2024	2	9452	7017875	CDBG Lead Remediation (Lead Grant Match)	14I	LMH		\$28,673.00
2024	2	9452	7029316	CDBG Lead Remediation (Lead Grant Match)	14I	LMH		\$5,550.00
2024	2	9452	7029347	CDBG Lead Remediation (Lead Grant Match)	14I	LMH		\$2,100.00
2024	2	9452	7031719	CDBG Lead Remediation (Lead Grant Match)	14I	LMH		\$42,600.00
2024	2	9452	7035715	CDBG Lead Remediation (Lead Grant Match)	14I	LMH		\$5,820.00
2024	2	9452	7045220	CDBG Lead Remediation (Lead Grant Match)	14I	LMH		\$10,500.00
2024	2	9452	7047420	CDBG Lead Remediation (Lead Grant Match)	14I	LMH		\$3,700.00


		Office of Community Planning and Development										DATE:		09-20-25	
		U.S. Department of Housing and Urban Development										TIME:		19:24	
		Integrated Disbursement and Information System										PAGE:		1	
		PR26 - CDBG Financial Summary Report													
		Program Year 2024													
		DETROIT , MI													
2024	2	9452	7047443	CDBG Lead Remediation (Lead Grant Match)					14I	LMH			\$9,850.00		
2024	2	9452	7049361	CDBG Lead Remediation (Lead Grant Match)					14I	LMH			\$1,800.00		
2024	2	9452	7049466	CDBG Lead Remediation (Lead Grant Match)					14I	LMH			\$8,000.00		
2024	2	9452	7049576	CDBG Lead Remediation (Lead Grant Match)					14I	LMH			\$17,600.00		
2024	2	9452	7049590	CDBG Lead Remediation (Lead Grant Match)					14I	LMH			\$26,487.00		
2024	2	9452	7049597	CDBG Lead Remediation (Lead Grant Match)					14I	LMH			\$8,040.00		
2024	2	9452	7053369	CDBG Lead Remediation (Lead Grant Match)					14I	LMH			\$3,388.00		
2024	2	9452	7055362	CDBG Lead Remediation (Lead Grant Match)					14I	LMH			\$4,979.00		
2024	2	9452	7056633	CDBG Lead Remediation (Lead Grant Match)					14I	LMH			\$15,130.51		
2024	2	9452	7056642	CDBG Lead Remediation (Lead Grant Match)					14I	LMH			\$950.00		
2024	2	9452	7065078	CDBG Lead Remediation (Lead Grant Match)					14I	LMH			\$22,255.00		
									14I	Matrix Code			\$2,438,698.17		
2021	21	9098	7014860	Detroit Food Commons LLC (Economic Dvlpmt) (Reprogrammed Funds 2021)					18A	LMA			\$5,000.00		
									18A	Matrix Code			\$5,000.00		
Total													\$17,464,983.08		
			LINE 27 DETAIL: ACTIVITIES INCLUDED IN THE COMPUTATION OF LINE 27												
Plan Year	IDIS Project	IDIS Activity	Voucher Number	Activity to prevent	Activity Name	Grant Number	Fund Type	Matrix Code	National Objective				Drawn Amount		
2022	8	9206	7001073	No	Detroit Housing Services (formerly Code Blue)	B22MC260006	EN	03T	LMC				\$91,650.34		
2022	8	9206	7003522	No	Detroit Housing Services (formerly Code Blue)	B22MC260006	EN	03T	LMC				\$26,070.00		
2022	8	9206	7004009	No	Detroit Housing Services (formerly Code Blue)	B22MC260006	EN	03T	LMC				\$70,629.76		
2022	8	9206	7004051	No	Detroit Housing Services (formerly Code Blue)	B22MC260006	EN	03T	LMC				\$28,427.00		
2022	8	9206	7007118	No	Detroit Housing Services (formerly Code Blue)	B22MC260006	EN	03T	LMC				\$29,290.29		
2023	7	9336	6960386	No	Alternatives for Girls	B23MC260006	EN	03T	LMC				\$8,695.24		
2023	7	9336	6969585	No	Alternatives for Girls	B23MC260006	EN	03T	LMC				\$11,938.63		
2023	7	9336	6969933	No	Alternatives for Girls	B23MC260006	EN	03T	LMC				\$11,508.85		
2023	7	9336	6969938	No	Alternatives for Girls	B23MC260006	EN	03T	LMC				\$8,277.60		
2023	7	9336	6969977	No	Alternatives for Girls	B23MC260006	EN	03T	LMC				\$9,031.29		
2023	7	9336	7001012	No	Alternatives for Girls	B23MC260006	EN	03T	LMC				\$8,502.96		
2023	7	9336	7004072	No	Alternatives for Girls	B23MC260006	EN	03T	LMC				\$9,194.66		
2023	7	9336	7004079	No	Alternatives for Girls	B23MC260006	EN	03T	LMC				\$4,307.82		
2023	7	9336	7006008	No	Alternatives for Girls	B23MC260006	EN	03T	LMC				\$12,697.17		
2023	7	9336	7007434	No	Alternatives for Girls	B23MC260006	EN	03T	LMC				\$9,266.66		
2023	7	9336	7007977	No	Alternatives for Girls	B23MC260006	EN	03T	LMC				\$4,092.14		
2023	7	9337	6936100	No	Cass Community Social Services Family Shelter (ES)	B23MC260006	EN	03T	LMC				\$13,665.49		
2023	7	9337	6951557	No	Cass Community Social Services Family Shelter (ES)	B23MC260006	EN	03T	LMC				\$11,694.29		
2023	7	9337	6951558	No	Cass Community Social Services Family Shelter (ES)	B23MC260006	EN	03T	LMC				\$16,772.03		
2023	7	9337	6957146	No	Cass Community Social Services Family Shelter (ES)	B23MC260006	EN	03T	LMC				\$30,211.36		
2023	7	9337	6977223	No	Cass Community Social Services Family Shelter (ES)	B23MC260006	EN	03T	LMC				\$32,202.59		
2023	7	9337	6979333	No	Cass Community Social Services Family Shelter (ES)	B23MC260006	EN	03T	LMC				\$8,250.44		
2023	7	9337	6991088	No	Cass Community Social Services Family Shelter (ES)	B23MC260006	EN	03T	LMC				\$40,808.02		
2023	7	9337	7012051	No	Cass Community Social Services Family Shelter (ES)	B23MC260006	EN	03T	LMC				\$57,784.02		
2023	7	9339	6947726	No	Cass Community Social Services (ES Wm Ctr)	B23MC260006	EN	03T	LMC				\$2,881.49		
2023	7	9339	6956403	No	Cass Community Social Services (ES Wm Ctr)	B23MC260006	EN	03T	LMC				\$2,510.87		
2023	7	9341	6965779	No	Coalition on Temporary Shelter (COTS) (ES)	B23MC260006	EN	03T	LMC				\$7,697.94		
2023	7	9341	6965940	No	Coalition on Temporary Shelter (COTS) (ES)	B23MC260006	EN	03T	LMC				\$11,199.05		
2023	7	9341	6974912	No	Coalition on Temporary Shelter (COTS) (ES)	B23MC260006	EN	03T	LMC				\$13,423.21		
2023	7	9341	6999419	No	Coalition on Temporary Shelter (COTS) (ES)	B23MC260006	EN	03T	LMC				\$8,879.32		
2023	7	9341	6999421	No	Coalition on Temporary Shelter (COTS) (ES)	B23MC260006	EN	03T	LMC				\$21,365.88		
2023	7	9341	6999424	No	Coalition on Temporary Shelter (COTS) (ES)	B23MC260006	EN	03T	LMC				\$14,422.34		
2023	7	9342	6932403	No	Covenant House (ES)	B23MC260006	EN	03T	LMC				\$8,571.17		
2023	7	9342	6948590	No	Covenant House (ES)	B23MC260006	EN	03T	LMC				\$8,999.28		
2023	7	9342	6958341	No	Covenant House (ES)	B23MC260006	EN	03T	LMC				\$3,793.42		
2023	7	9342	6969550	No	Covenant House (ES)	B23MC260006	EN	03T	LMC				\$3,685.04		
2023	7	9342	6972134	No	Covenant House (ES)	B23MC260006	EN	03T	LMC				\$3,685.04		
2023	7	9342	6983663	No	Covenant House (ES)	B23MC260006	EN	03T	LMC				\$5,094.87		
2023	7	9343	6981156	No	Detroit Rescue Mission Ministries- Woodward/ Oasis (ES)	B23MC260006	EN	03T	LMC				\$50,000.00		
2023	7	9344	6990805	No	Detroit Rescue Mission Ministries- 440 E Grand Blvd (ES)	B23MC260006	EN	03T	LMC				\$33,000.00		
2023	7	9347	6964017	No	Freedom House (ES)	B23MC260006	EN	03T	LMC				\$4,660.46		
2023	7	9347	6969591	No	Freedom House (ES)	B23MC260006	EN	03T	LMC				\$4,415.48		
2023	7	9347	6982053	No	Freedom House (ES)	B23MC260006	EN	03T	LMC				\$8,298.76		
2023	7	9347	6982058	No	Freedom House (ES)	B23MC260006	EN	03T	LMC				\$15,394.23		
2023	7	9347	6986468	No	Freedom House (ES)	B23MC260006	EN	03T	LMC				\$18,762.09		
2023	7	9347	6991084	No	Freedom House (ES)	B23MC260006	EN	03T	LMC				\$25,438.69		
2023	7	9347	6994716	No	Freedom House (ES)	B23MC260006	EN	03T	LMC				\$47,856.13		
2023	7	9347	7004055	No	Freedom House (ES)	B23MC260006	EN	03T	LMC				\$33,322.87		
2023	7	9347	7006033	No	Freedom House (ES)	B23MC260006	EN	03T	LMC				\$22,789.48		
2023	7	9347	7014590	No	Freedom House (ES)	B23MC260006	EN	03T	LMC				\$500.04		
2023	7	9349	6913791	No	Michigan Veteran's Foundation (ES)	B23MC260006	EN	03T	LMC				\$10,860.98		
2023	7	9349	6932201	No	Michigan Veteran's Foundation (ES)	B23MC260006	EN	03T	LMC				\$10,001.21		
2023	7	9349	6948561	No	Michigan Veteran's Foundation (ES)	B23MC260006	EN	03T	LMC				\$9,488.76		
2023	7	9349	6958334	No	Michigan Veteran's Foundation (ES)	B23MC260006	EN	03T	LMC				\$8,816.73		
2023	7	9349	6963581	No	Michigan Veteran's Foundation (ES)	B23MC260006	EN	03T	LMC				\$4,669.56		
2023	7	9350	6934863	No	Neighborhood Service Organization (ES)	B23MC260006	EN	03T	LMC				\$27,253.67		
2023	7	9350	6944590	No	Neighborhood Service Organization (ES)	B23MC260006	EN	03T	LMC				\$26,954.83		
2023	7	9350	6956487	No	Neighborhood Service Organization (ES)	B23MC260006	EN	03T	LMC				\$10,686.67		
2023	7	9350	6966523	No	Neighborhood Service Organization (ES)	B23MC260006	EN	03T	LMC				\$10,613.78		




	Office of Community Planning and Development									DATE:	09-20-25
	U.S. Department of Housing and Urban Development									TIME:	19:24
	Integrated Disbursement and Information System									PAGE:	1
	PR26 - CDBG Financial Summary Report										
	Program Year 2024										
	DETROIT, MI										
2023	7	9350	6979102	No	Neighborhood Service Organization (ES)	B23MC260006	EN	03T	LMC		\$27,109.91
2023	7	9350	7004088	No	Neighborhood Service Organization (ES)	B23MC260006	EN	03T	LMC		\$16,681.40
2023	7	9353	6911291	No	Salvation Army (ES)	B23MC260006	EN	03T	LMC		\$7,228.73
2023	7	9353	6934851	No	Salvation Army (ES)	B23MC260006	EN	03T	LMC		\$11,193.58
2023	7	9353	6948573	No	Salvation Army (ES)	B23MC260006	EN	03T	LMC		\$12,535.50
2023	7	9353	6953867	No	Salvation Army (ES)	B23MC260006	EN	03T	LMC		\$11,850.46
2023	7	9353	6969573	No	Salvation Army (ES)	B23MC260006	EN	03T	LMC		\$8,541.81
2023	7	9353	6979350	No	Salvation Army (ES)	B23MC260006	EN	03T	LMC		\$7,418.77
2023	7	9353	6982007	No	Salvation Army (ES)	B23MC260006	EN	03T	LMC		\$1,117.34
2023	7	9354	6936818	No	YWCA Interim House (ES)	B23MC260006	EN	03T	LMC		\$7,470.56
2023	7	9354	6948602	No	YWCA Interim House (ES)	B23MC260006	EN	03T	LMC		\$7,470.56
2023	7	9354	6965950	No	YWCA Interim House (ES)	B23MC260006	EN	03T	LMC		\$7,900.75
2023	7	9354	6969552	No	YWCA Interim House (ES)	B23MC260006	EN	03T	LMC		\$7,877.68
2023	7	9354	6979101	No	YWCA Interim House (ES)	B23MC260006	EN	03T	LMC		\$4,746.52
2023	7	9354	7007445	No	YWCA Interim House (ES)	B23MC260006	EN	03T	LMC		\$2,710.57
2023	7	9409	6910368	Yes	DRMM E. Grand Blvd (Warming Center) (Reprogrammed from unallocated	B20MC260006	EN	03T	LMC		\$32,096.55
2023	7	9409	6963639	Yes	DRMM E. Grand Blvd (Warming Center) (Reprogrammed from unallocated	B20MC260006	EN	03T	LMC		\$84,068.05
2023	7	9409	6965922	Yes	DRMM E. Grand Blvd (Warming Center) (Reprogrammed from unallocated	B20MC260006	EN	03T	LMC		\$68,097.77
2023	7	9409	6965944	Yes	DRMM E. Grand Blvd (Warming Center) (Reprogrammed from unallocated	B20MC260006	EN	03T	LMC		\$37,840.51
2023	7	9409	6968072	Yes	DRMM E. Grand Blvd (Warming Center) (Reprogrammed from unallocated	B20MC260006	EN	03T	LMC		\$1,040.93
2024	7	9499	7001914	No	Cass Community Social Services Family Shelter (ES)	B24MC260006	EN	03T	LMC		\$12,697.22
2024	7	9499	7011971	No	Cass Community Social Services Family Shelter (ES)	B24MC260006	EN	03T	LMC		\$25,196.02
2024	7	9499	7029363	No	Cass Community Social Services Family Shelter (ES)	B24MC260006	EN	03T	LMC		\$21,481.61
2024	7	9499	7043257	No	Cass Community Social Services Family Shelter (ES)	B24MC260006	EN	03T	LMC		\$17,491.71
2024	7	9499	7043267	No	Cass Community Social Services Family Shelter (ES)	B24MC260006	EN	03T	LMC		\$22,646.80
2024	7	9501	6985764	No	Cass Community Social Services Warming Center (ES Wm Ctr)	B24MC260006	EN	03T	LMC		\$17,579.21
2024	7	9501	6990351	No	Cass Community Social Services Warming Center (ES Wm Ctr)	B24MC260006	EN	03T	LMC		\$32,668.04
2024	7	9501	7005063	No	Cass Community Social Services Warming Center (ES Wm Ctr)	B24MC260006	EN	03T	LMC		\$47,377.00
2024	7	9501	7015106	No	Cass Community Social Services Warming Center (ES Wm Ctr)	B24MC260006	EN	03T	LMC		\$36,003.41
2024	7	9501	7029375	No	Cass Community Social Services Warming Center (ES Wm Ctr)	B24MC260006	EN	03T	LMC		\$45,282.35
2024	7	9501	7045303	No	Cass Community Social Services Warming Center (ES Wm Ctr)	B24MC260006	EN	03T	LMC		\$31,089.99
2024	7	9502	6985742	No	Cass Community Social Services Rotating Shelter (ES Wm Ctr)	B24MC260006	EN	03T	LMC		\$2,788.20
2024	7	9502	6985789	No	Cass Community Social Services Rotating Shelter (ES Wm Ctr)	B24MC260006	EN	03T	LMC		\$14,331.16
2024	7	9502	7003518	No	Cass Community Social Services Rotating Shelter (ES Wm Ctr)	B24MC260006	EN	03T	LMC		\$19,938.93
2024	7	9502	7009144	No	Cass Community Social Services Rotating Shelter (ES Wm Ctr)	B24MC260006	EN	03T	LMC		\$26,366.78
2024	7	9502	7020601	No	Cass Community Social Services Rotating Shelter (ES Wm Ctr)	B24MC260006	EN	03T	LMC		\$25,218.20
2024	7	9502	7029385	No	Cass Community Social Services Rotating Shelter (ES Wm Ctr)	B24MC260006	EN	03T	LMC		\$11,356.73
2024	7	9503	7004084	No	Central United Methodist Church- NOAH Project (SO)	B24MC260006	EN	03T	LMC		\$7,709.19
2024	7	9503	7008131	No	Central United Methodist Church- NOAH Project (SO)	B24MC260006	EN	03T	LMC		\$21,025.93
2024	7	9503	7025139	No	Central United Methodist Church- NOAH Project (SO)	B24MC260006	EN	03T	LMC		\$21,522.50
2024	7	9503	7029339	No	Central United Methodist Church- NOAH Project (SO)	B24MC260006	EN	03T	LMC		\$19,068.89
2024	7	9503	7040723	No	Central United Methodist Church- NOAH Project (SO)	B24MC260006	EN	03T	LMC		\$31,063.29
2024	7	9503	7052896	No	Central United Methodist Church- NOAH Project (SO)	B24MC260006	EN	03T	LMC		\$25,550.64
2024	7	9504	7012056	No	Community & Home Supports (SO)	B24MC260006	EN	03T	LMC		\$6,690.42
2024	7	9504	7013020	No	Community & Home Supports (SO)	B24MC260006	EN	03T	LMC		\$16,392.11
2024	7	9504	7022984	No	Community & Home Supports (SO)	B24MC260006	EN	03T	LMC		\$15,568.88
2024	7	9504	7052452	No	Community & Home Supports (SO)	B24MC260006	EN	03T	LMC		\$15,926.67
2024	7	9504	7052680	No	Community & Home Supports (SO)	B24MC260006	EN	03T	LMC		\$16,253.28
2024	7	9504	7052684	No	Community & Home Supports (SO)	B24MC260006	EN	03T	LMC		\$15,859.85
2024	7	9505	7020579	No	Coalition on Temporary Shelter (COTS) (ES)	B24MC260006	EN	03T	LMC		\$17,157.59
2024	7	9505	7021300	No	Coalition on Temporary Shelter (COTS) (ES)	B24MC260006	EN	03T	LMC		\$23,322.94
2024	7	9505	7049601	No	Coalition on Temporary Shelter (COTS) (ES)	B24MC260006	EN	03T	LMC		\$20,660.22
2024	7	9505	7049617	No	Coalition on Temporary Shelter (COTS) (ES)	B24MC260006	EN	03T	LMC		\$21,857.02
2024	7	9506	6996894	No	Covenant House Michigan (ES)	B24MC260006	EN	03T	LMC		\$6,718.63
2024	7	9506	7007945	No	Covenant House Michigan (ES)	B24MC260006	EN	03T	LMC		\$7,067.08
2024	7	9506	7022814	No	Covenant House Michigan (ES)	B24MC260006	EN	03T	LMC		\$6,474.94
2024	7	9506	7030476	No	Covenant House Michigan (ES)	B24MC260006	EN	03T	LMC		\$3,655.39
2024	7	9506	7049362	No	Covenant House Michigan (ES)	B24MC260006	EN	03T	LMC		\$3,177.12
2024	7	9506	7065055	No	Covenant House Michigan (ES)	B24MC260006	EN	03T	LMC		\$3,190.78
2024	7	9508	7014786	No	Detroit Rescue Mission Ministries- Chicago Warming Center (ES Wm Ctr)	B24MC260006	EN	03T	LMC		\$31,967.47
2024	7	9510	7012052	No	Freedom House (ES)	B24MC260006	EN	03T	LMC		\$2,469.86
2024	7	9510	7012054	No	Freedom House (ES)	B24MC260006	EN	03T	LMC		\$4,391.98
2024	7	9511	7007968	No	Michigan Veterans Foundation (ES)	B24MC260006	EN	03T	LMC		\$6,694.21
2024	7	9511	7012926	No	Michigan Veterans Foundation (ES)	B24MC260006	EN	03T	LMC		\$7,686.20
2024	7	9511	7013002	No	Michigan Veterans Foundation (ES)	B24MC260006	EN	03T	LMC		\$6,823.40
2024	7	9511	7025147	No	Michigan Veterans Foundation (ES)	B24MC260006	EN	03T	LMC		\$7,318.04
2024	7	9511	7038543	No	Michigan Veterans Foundation (ES)	B24MC260006	EN	03T	LMC		\$10,459.68
2024	7	9511	7046583	No	Michigan Veterans Foundation (ES)	B24MC260006	EN	03T	LMC		\$11,018.47
2024	7	9512	7005301	No	Neighborhood Service Organization (ES)	B24MC260006	EN	03T	LMC		\$1,912.46
2024	7	9512	7007450	No	Neighborhood Service Organization (ES)	B24MC260006	EN	03T	LMC		\$17,238.06
2024	7	9512	7025694	No	Neighborhood Service Organization (ES)	B24MC260006	EN	03T	LMC		\$11,501.59
2024	7	9512	7045288	No	Neighborhood Service Organization (ES)	B24MC260006	EN	03T	LMC		\$8,451.47
2024	7	9512	7045311	No	Neighborhood Service Organization (ES)	B24MC260006	EN	03T	LMC		\$11,625.58
2024	7	9512	7059056	No	Neighborhood Service Organization (ES)	B24MC260006	EN	03T	LMC		\$11,401.06
2024	7	9513	7005276	No	Neighborhood Service Organization (SO)	B24MC260006	EN	03T	LMC		\$1,833.94
2024	7	9513	7029328	No	Neighborhood Service Organization (SO)	B24MC260006	EN	03T	LMC		\$18,366.56
2024	7	9513	7052810	No	Neighborhood Service Organization (SO)	B24MC260006	EN	03T	LMC		\$15,756.82
2024	7	9514	7012221	No	The Salvation Army (ES)	B24MC260006	EN	03T	LMC		\$3,701.79


		Office of Community Planning and Development									DATE:	09-20-25		
		U.S. Department of Housing and Urban Development									TIME:	19:24		
		Integrated Disbursement and Information System									PAGE:	1		
		PR26 - CDBG Financial Summary Report												
		Program Year 2024												
		DETROIT , MI												
2024	7	9514	7017576	No	The Salvation Army (ES)	B24MC260006	EN	03T	LMC			\$6,154.45		
2024	7	9514	7017577	No	The Salvation Army (ES)	B24MC260006	EN	03T	LMC			\$7,659.69		
2024	7	9514	7031679	No	The Salvation Army (ES)	B24MC260006	EN	03T	LMC			\$7,536.04		
2024	7	9514	7052399	No	The Salvation Army (ES)	B24MC260006	EN	03T	LMC			\$7,095.89		
								03T	Matrix Code			\$2,374,451.37		
2023	6	9302	6942248	No	Bridging Communities, Inc	B23MC260006	EN	05A	LMC			\$6,834.09		
2023	6	9302	6943923	No	Bridging Communities, Inc	B23MC260006	EN	05A	LMC			\$6,962.91		
2023	6	9302	6980545	No	Bridging Communities, Inc	B23MC260006	EN	05A	LMC			\$7,047.46		
2023	6	9302	6981917	No	Bridging Communities, Inc	B23MC260006	EN	05A	LMC			\$6,703.89		
2023	6	9302	6991092	No	Bridging Communities, Inc	B23MC260006	EN	05A	LMC			\$6,163.51		
2023	6	9302	7001920	No	Bridging Communities, Inc	B23MC260006	EN	05A	LMC			\$4,424.17		
2023	6	9302	7003242	No	Bridging Communities, Inc	B23MC260006	EN	05A	LMC			\$5,496.59		
2023	6	9302	7009831	No	Bridging Communities, Inc	B23MC260006	EN	05A	LMC			\$1,544.45		
2023	6	9311	6934376	No	Delray United Action Council	B23MC260006	EN	05A	LMC			\$5,669.34		
2023	6	9311	6942433	No	Delray United Action Council	B23MC260006	EN	05A	LMC			\$5,537.34		
2023	6	9311	6956658	No	Delray United Action Council	B23MC260006	EN	05A	LMC			\$5,405.34		
2023	6	9311	6960859	No	Delray United Action Council	B23MC260006	EN	05A	LMC			\$5,273.34		
2023	6	9311	6965774	No	Delray United Action Council	B23MC260006	EN	05A	LMC			\$10,576.34		
2023	6	9311	6982109	No	Delray United Action Council	B23MC260006	EN	05A	LMC			\$5,273.34		
2023	6	9311	6983632	No	Delray United Action Council	B23MC260006	EN	05A	LMC			\$3,117.79		
2023	6	9320	6942427	No	Luella Hannan Memorial	B23MC260006	EN	05A	LMC			\$10,597.09		
2023	6	9320	6948594	No	Luella Hannan Memorial	B23MC260006	EN	05A	LMC			\$6,875.11		
2023	6	9320	6963960	No	Luella Hannan Memorial	B23MC260006	EN	05A	LMC			\$6,850.80		
2023	6	9320	6965771	No	Luella Hannan Memorial	B23MC260006	EN	05A	LMC			\$6,918.89		
2023	6	9320	6977233	No	Luella Hannan Memorial	B23MC260006	EN	05A	LMC			\$6,974.61		
2023	6	9320	6983645	No	Luella Hannan Memorial	B23MC260006	EN	05A	LMC			\$4,126.01		
2023	6	9321	6949818	No	Matrix Human Services	B23MC260006	EN	05A	LMC			\$8,486.21		
2023	6	9321	6961592	No	Matrix Human Services	B23MC260006	EN	05A	LMC			\$3,419.59		
2023	6	9321	6972127	No	Matrix Human Services	B23MC260006	EN	05A	LMC			\$2,884.75		
2023	6	9321	6979434	No	Matrix Human Services	B23MC260006	EN	05A	LMC			\$5,078.87		
2023	6	9321	6991542	No	Matrix Human Services	B23MC260006	EN	05A	LMC			\$4,796.67		
2023	6	9330	6947745	No	St. Patrick Senior Center	B23MC260006	EN	05A	LMC			\$5,296.00		
2023	6	9330	6953747	No	St. Patrick Senior Center	B23MC260006	EN	05A	LMC			\$10,381.00		
2023	6	9330	6968045	No	St. Patrick Senior Center	B23MC260006	EN	05A	LMC			\$2,038.00		
2023	6	9330	6977196	No	St. Patrick Senior Center	B23MC260006	EN	05A	LMC			\$773.00		
2023	6	9330	6981954	No	St. Patrick Senior Center	B23MC260006	EN	05A	LMC			\$578.00		
2024	6	9461	7009839	No	Bridging Communities, Inc	B24MC260006	EN	05A	LMC			\$2,017.61		
2024	6	9461	7022805	No	Bridging Communities, Inc	B24MC260006	EN	05A	LMC			\$7,017.18		
2024	6	9461	7022839	No	Bridging Communities, Inc	B24MC260006	EN	05A	LMC			\$4,916.33		
2024	6	9461	7042393	No	Bridging Communities, Inc	B24MC260006	EN	05A	LMC			\$6,860.01		
2024	6	9461	7045914	No	Bridging Communities, Inc	B24MC260006	EN	05A	LMC			\$8,872.55		
2024	6	9461	7057443	No	Bridging Communities, Inc	B24MC260006	EN	05A	LMC			\$6,112.29		
2024	6	9469	7003450	No	Detroit Association of Black Organizations (DABO)	B24MC260006	EN	05A	LMC			\$3,935.15		
2024	6	9469	7009552	No	Detroit Association of Black Organizations (DABO)	B24MC260006	EN	05A	LMC			\$4,441.55		
2024	6	9469	7029424	No	Detroit Association of Black Organizations (DABO)	B24MC260006	EN	05A	LMC			\$4,272.75		
2024	6	9469	7036428	No	Detroit Association of Black Organizations (DABO)	B24MC260006	EN	05A	LMC			\$4,272.75		
2024	6	9469	7051937	No	Detroit Association of Black Organizations (DABO)	B24MC260006	EN	05A	LMC			\$4,272.75		
2024	6	9469	7061520	No	Detroit Association of Black Organizations (DABO)	B24MC260006	EN	05A	LMC			\$4,103.95		
2024	6	9478	7005055	No	Latin Americans for Social and Economic Development (LASED)	B24MC260006	EN	05A	LMC			\$2,528.22		
2024	6	9478	7009840	No	Latin Americans for Social and Economic Development (LASED)	B24MC260006	EN	05A	LMC			\$5,080.94		
2024	6	9478	7046593	No	Latin Americans for Social and Economic Development (LASED)	B24MC260006	EN	05A	LMC			\$5,756.77		
2024	6	9478	7050492	No	Latin Americans for Social and Economic Development (LASED)	B24MC260006	EN	05A	LMC			\$7,575.15		
2024	6	9478	7053270	No	Latin Americans for Social and Economic Development (LASED)	B24MC260006	EN	05A	LMC			\$5,476.27		
2024	6	9478	7053376	No	Latin Americans for Social and Economic Development (LASED)	B24MC260006	EN	05A	LMC			\$5,001.27		
2024	6	9479	7003505	No	Luella Hannan Memorial	B24MC260006	EN	05A	LMC			\$5,441.68		
2024	6	9479	7009821	No	Luella Hannan Memorial	B24MC260006	EN	05A	LMC			\$5,441.68		
2024	6	9479	7018517	No	Luella Hannan Memorial	B24MC260006	EN	05A	LMC			\$5,441.68		
2024	6	9479	7029394	No	Luella Hannan Memorial	B24MC260006	EN	05A	LMC			\$5,441.68		
2024	6	9479	7040474	No	Luella Hannan Memorial	B24MC260006	EN	05A	LMC			\$5,441.68		
2024	6	9479	7049569	No	Luella Hannan Memorial	B24MC260006	EN	05A	LMC			\$5,441.68		
2024	6	9479	7059028	No	Luella Hannan Memorial	B24MC260006	EN	05A	LMC			\$8,162.52		
2024	6	9492	6996842	No	St. Patrick Senior Center	B24MC260006	EN	05A	LMC			\$3,388.00		
2024	6	9492	7008173	No	St. Patrick Senior Center	B24MC260006	EN	05A	LMC			\$11,122.00		
2024	6	9492	7022989	No	St. Patrick Senior Center	B24MC260006	EN	05A	LMC			\$11,756.00		
2024	6	9492	7032903	No	St. Patrick Senior Center	B24MC260006	EN	05A	LMC			\$7,049.00		
								05A	Matrix Code			\$338,745.59		
2023	6	9324	6934101	No	Neighborhood Legal Services (Wayne County)	B23MC260006	EN	05C	LMC			\$5,955.45		
2023	6	9324	6942441	No	Neighborhood Legal Services (Wayne County)	B23MC260006	EN	05C	LMC			\$5,902.99		
2023	6	9324	6953765	No	Neighborhood Legal Services (Wayne County)	B23MC260006	EN	05C	LMC			\$5,918.39		
2023	6	9324	6965720	No	Neighborhood Legal Services (Wayne County)	B23MC260006	EN	05C	LMC			\$3,051.44		
2023	6	9324	6991123	No	Neighborhood Legal Services (Wayne County)	B23MC260006	EN	05C	LMC			\$2,286.69		
2024	6	9484	6999327	No	Neighborhood Legal Services (Wayne County)	B24MC260006	EN	05C	LMC			\$87.36		
2024	6	9484	7020996	No	Neighborhood Legal Services (Wayne County)	B24MC260006	EN	05C	LMC			\$5,463.13		
2024	6	9484	7029355	No	Neighborhood Legal Services (Wayne County)	B24MC260006	EN	05C	LMC			\$7,220.08		
2024	6	9484	7043560	No	Neighborhood Legal Services (Wayne County)	B24MC260006	EN	05C	LMC			\$1,543.02		
2024	6	9484	7045200	No	Neighborhood Legal Services (Wayne County)	B24MC260006	EN	05C	LMC			\$13,308.86		
2024	6	9484	7049424	No	Neighborhood Legal Services (Wayne County)	B24MC260006	EN	05C	LMC			\$10,742.95		
								05C	Matrix Code			\$61,480.36		


	Office of Community Planning and Development									DATE:	09-20-25
	U.S. Department of Housing and Urban Development									TIME:	19:24
	Integrated Disbursement and Information System									PAGE:	1
	PR26 - CDBG Financial Summary Report										
	Program Year 2024										
	DETROIT, MI										
2022	6	9122	6965696	No	Cody Rouge Community Action Alliance	B22MC260006	EN	05D	LMC		\$7,700.82
2022	6	9122	6990334	No	Cody Rouge Community Action Alliance	B22MC260006	EN	05D	LMC		\$8,781.54
2022	6	9122	7033337	No	Cody Rouge Community Action Alliance	B22MC260006	EN	05D	LMC		\$8,549.81
2022	6	9123	6961801	No	Coleman A. Young Foundation	B22MC260006	EN	05D	LMC		\$2,319.40
2022	6	9123	6979420	No	Coleman A. Young Foundation	B22MC260006	EN	05D	LMC		\$1,996.56
2022	6	9143	6942260	No	Sowing Empowerment & Economic Dev (SEED)	B22MC260006	EN	05D	LMC		\$11,329.27
2022	6	9143	6949393	No	Sowing Empowerment & Economic Dev (SEED)	B22MC260006	EN	05D	LMC		\$99.92
2022	6	9146	7001017	No	Teen Hype Youth Development	B22MC260006	EN	05D	LMC		\$2,600.39
2022	6	9146	7004981	No	Teen Hype Youth Development	B22MC260006	EN	05D	LMC		\$3,243.00
2022	6	9146	7005278	No	Teen Hype Youth Development	B22MC260006	EN	05D	LMC		\$4,445.49
2022	6	9146	7005283	No	Teen Hype Youth Development	B22MC260006	EN	05D	LMC		\$3,354.58
2022	6	9146	7005288	No	Teen Hype Youth Development	B22MC260006	EN	05D	LMC		\$3,789.83
2022	6	9146	7005293	No	Teen Hype Youth Development	B22MC260006	EN	05D	LMC		\$6,468.37
2022	6	9146	7005986	No	Teen Hype Youth Development	B22MC260006	EN	05D	LMC		\$3,090.55
2022	6	9146	7006030	No	Teen Hype Youth Development	B22MC260006	EN	05D	LMC		\$4,448.81
2022	6	9146	7006035	No	Teen Hype Youth Development	B22MC260006	EN	05D	LMC		\$4,268.57
2022	6	9146	7007098	No	Teen Hype Youth Development	B22MC260006	EN	05D	LMC		\$8,196.09
2022	6	9146	7007128	No	Teen Hype Youth Development	B22MC260006	EN	05D	LMC		\$4,294.63
2022	6	9146	7007133	No	Teen Hype Youth Development	B22MC260006	EN	05D	LMC		\$9,706.97
2022	6	9146	7007437	No	Teen Hype Youth Development	B22MC260006	EN	05D	LMC		\$11,313.84
2022	6	9146	7007937	No	Teen Hype Youth Development	B22MC260006	EN	05D	LMC		\$3,707.24
2022	6	9146	7008100	No	Teen Hype Youth Development	B22MC260006	EN	05D	LMC		\$5,111.32
2023	6	9303	7009846	No	Brilliant Detroit	B23MC260006	EN	05D	LMC		\$605.00
2023	6	9303	7012172	No	Brilliant Detroit	B23MC260006	EN	05D	LMC		\$660.00
2023	6	9303	7020919	No	Brilliant Detroit	B23MC260006	EN	05D	LMC		\$10,121.44
2023	6	9303	7029353	No	Brilliant Detroit	B23MC260006	EN	05D	LMC		\$10,121.44
2023	6	9303	7053275	No	Brilliant Detroit	B23MC260006	EN	05D	LMC		\$2,621.44
2023	6	9306	6915910	No	Clark Park Coalition	B23MC260006	EN	05D	LMC		\$5,563.76
2023	6	9306	6934399	No	Clark Park Coalition	B23MC260006	EN	05D	LMC		\$8,951.25
2023	6	9306	6948825	No	Clark Park Coalition	B23MC260006	EN	05D	LMC		\$25,948.27
2023	6	9306	6960862	No	Clark Park Coalition	B23MC260006	EN	05D	LMC		\$789.36
2023	6	9307	6962353	No	Cody Rouge Community Action Alliance	B23MC260006	EN	05D	LMC		\$2,083.00
2023	6	9307	6962355	No	Cody Rouge Community Action Alliance	B23MC260006	EN	05D	LMC		\$2,083.00
2023	6	9307	6966276	No	Cody Rouge Community Action Alliance	B23MC260006	EN	05D	LMC		\$4,166.00
2023	6	9307	6991508	No	Cody Rouge Community Action Alliance	B23MC260006	EN	05D	LMC		\$7,486.00
2023	6	9307	6991522	No	Cody Rouge Community Action Alliance	B23MC260006	EN	05D	LMC		\$4,166.00
2023	6	9307	6991523	No	Cody Rouge Community Action Alliance	B23MC260006	EN	05D	LMC		\$4,166.00
2023	6	9307	6994851	No	Cody Rouge Community Action Alliance	B23MC260006	EN	05D	LMC		\$4,391.00
2023	6	9307	6997733	No	Cody Rouge Community Action Alliance	B23MC260006	EN	05D	LMC		\$4,652.73
2023	6	9307	6999398	No	Cody Rouge Community Action Alliance	B23MC260006	EN	05D	LMC		\$6,249.00
2023	6	9307	7001006	No	Cody Rouge Community Action Alliance	B23MC260006	EN	05D	LMC		\$3,744.00
2023	6	9307	7001171	No	Cody Rouge Community Action Alliance	B23MC260006	EN	05D	LMC		\$11,704.92
2023	6	9307	7001913	No	Cody Rouge Community Action Alliance	B23MC260006	EN	05D	LMC		\$8,566.71
2023	6	9308	6942295	No	Detroit Area Pre-College Engineering Program (DAPCEP)	B23MC260006	EN	05D	LMC		\$7,624.47
2023	6	9308	6948511	No	Detroit Area Pre-College Engineering Program (DAPCEP)	B23MC260006	EN	05D	LMC		\$4,300.11
2023	6	9308	6960849	No	Detroit Area Pre-College Engineering Program (DAPCEP)	B23MC260006	EN	05D	LMC		\$13,232.50
2023	6	9308	6960863	No	Detroit Area Pre-College Engineering Program (DAPCEP)	B23MC260006	EN	05D	LMC		\$10,729.37
2023	6	9308	6960864	No	Detroit Area Pre-College Engineering Program (DAPCEP)	B23MC260006	EN	05D	LMC		\$7,450.00
2023	6	9308	7012058	No	Detroit Area Pre-College Engineering Program (DAPCEP)	B23MC260006	EN	05D	LMC		\$5,987.00
2023	6	9308	7012161	No	Detroit Area Pre-College Engineering Program (DAPCEP)	B23MC260006	EN	05D	LMC		\$6,620.87
2023	6	9308	7012163	No	Detroit Area Pre-College Engineering Program (DAPCEP)	B23MC260006	EN	05D	LMC		\$2,790.80
2023	6	9308	7012166	No	Detroit Area Pre-College Engineering Program (DAPCEP)	B23MC260006	EN	05D	LMC		\$511.56
2023	6	9308	7012187	No	Detroit Area Pre-College Engineering Program (DAPCEP)	B23MC260006	EN	05D	LMC		\$601.06
2023	6	9308	7012207	No	Detroit Area Pre-College Engineering Program (DAPCEP)	B23MC260006	EN	05D	LMC		\$5,941.26
2023	6	9309	6941342	No	Detroit Horse Power	B23MC260006	EN	05D	LMC		\$10,763.03
2023	6	9309	6941358	No	Detroit Horse Power	B23MC260006	EN	05D	LMC		\$10,814.91
2023	6	9309	6951347	No	Detroit Horse Power	B23MC260006	EN	05D	LMC		\$1,561.69
2023	6	9309	6951358	No	Detroit Horse Power	B23MC260006	EN	05D	LMC		\$1,561.69
2023	6	9309	6951360	No	Detroit Horse Power	B23MC260006	EN	05D	LMC		\$1,579.06
2023	6	9309	6951399	No	Detroit Horse Power	B23MC260006	EN	05D	LMC		\$14,218.83
2023	6	9309	6951428	No	Detroit Horse Power	B23MC260006	EN	05D	LMC		\$10,763.00
2023	6	9309	6959046	No	Detroit Horse Power	B23MC260006	EN	05D	LMC		\$5,809.48
2023	6	9309	6969596	No	Detroit Horse Power	B23MC260006	EN	05D	LMC		\$9,614.19
2023	6	9309	6984599	No	Detroit Horse Power	B23MC260006	EN	05D	LMC		\$3,775.66
2023	6	9314	7004871	No	Give Merit	B23MC260006	EN	05D	LMC		\$5,187.23
2023	6	9314	7009850	No	Give Merit	B23MC260006	EN	05D	LMC		\$10,391.54
2023	6	9314	7018749	No	Give Merit	B23MC260006	EN	05D	LMC		\$9,290.13
2023	6	9314	7042431	No	Give Merit	B23MC260006	EN	05D	LMC		\$1,947.50
2023	6	9314	7045298	No	Give Merit	B23MC260006	EN	05D	LMC		\$5,225.37
2023	6	9314	7055371	No	Give Merit	B23MC260006	EN	05D	LMC		\$4,669.78
2023	6	9322	6933252	No	Mercy Education Project	B23MC260006	EN	05D	LMC		\$5,846.20
2023	6	9322	6943911	No	Mercy Education Project	B23MC260006	EN	05D	LMC		\$5,492.73
2023	6	9322	6954465	No	Mercy Education Project	B23MC260006	EN	05D	LMC		\$5,426.39
2023	6	9322	6965700	No	Mercy Education Project	B23MC260006	EN	05D	LMC		\$9,858.82
2023	6	9322	6974293	No	Mercy Education Project	B23MC260006	EN	05D	LMC		\$7,327.03
2023	6	9322	6991537	No	Mercy Education Project	B23MC260006	EN	05D	LMC		\$6,494.75
2023	6	9322	7000573	No	Mercy Education Project	B23MC260006	EN	05D	LMC		\$0.70
2023	6	9332	6942182	No	The Youth Connection	B23MC260006	EN	05D	LMC		\$1,810.17


	Office of Community Planning and Development										DATE:	09-20-25	
	U.S. Department of Housing and Urban Development										TIME:	19:24	
	Integrated Disbursement and Information System										PAGE:	1	
	PR26 - CDBG Financial Summary Report												
	Program Year 2024												
		DETROIT, MI											
2023	6	9332	6944523	No	The Youth Connection	B23MC260006	EN	05D	LMC		\$744.47		
2023	6	9332	6944531	No	The Youth Connection	B23MC260006	EN	05D	LMC		\$4,822.33		
2023	6	9332	6960861	No	The Youth Connection	B23MC260006	EN	05D	LMC		\$4,499.25		
2023	6	9332	6968070	No	The Youth Connection	B23MC260006	EN	05D	LMC		\$5,783.29		
2023	6	9332	6977241	No	The Youth Connection	B23MC260006	EN	05D	LMC		\$3,416.01		
2023	6	9333	6951549	No	Urban Neighborhood Initiative	B23MC260006	EN	05D	LMC		\$6,345.13		
2023	6	9333	6960852	No	Urban Neighborhood Initiative	B23MC260006	EN	05D	LMC		\$2,687.38		
2023	6	9333	6970761	No	Urban Neighborhood Initiative	B23MC260006	EN	05D	LMC		\$3,881.93		
2023	6	9333	6994850	No	Urban Neighborhood Initiative	B23MC260006	EN	05D	LMC		\$6,637.47		
2023	6	9333	6998989	No	Urban Neighborhood Initiative	B23MC260006	EN	05D	LMC		\$16,512.95		
2023	6	9334	6949387	No	Wellspring	B23MC260006	EN	05D	LMC		\$6,949.56		
2023	6	9334	6965949	No	Wellspring	B23MC260006	EN	05D	LMC		\$15,977.10		
2023	6	9334	6974223	No	Wellspring	B23MC260006	EN	05D	LMC		\$12,454.80		
2023	6	9334	6978830	No	Wellspring	B23MC260006	EN	05D	LMC		\$8,575.24		
2023	6	9334	6991496	No	Wellspring	B23MC260006	EN	05D	LMC		\$5,376.82		
2024	6	9466	7001916	No	Clark Park Coalition	B24MC260006	EN	05D	LMC		\$1,208.40		
2024	6	9466	7008164	No	Clark Park Coalition	B24MC260006	EN	05D	LMC		\$2,683.02		
2024	6	9466	7015267	No	Clark Park Coalition	B24MC260006	EN	05D	LMC		\$7,019.86		
2024	6	9466	7025689	No	Clark Park Coalition	B24MC260006	EN	05D	LMC		\$3,666.82		
2024	6	9466	7045304	No	Clark Park Coalition	B24MC260006	EN	05D	LMC		\$9,429.59		
2024	6	9466	7056717	No	Clark Park Coalition	B24MC260006	EN	05D	LMC		\$6,991.70		
2024	6	9466	7061782	No	Clark Park Coalition	B24MC260006	EN	05D	LMC		\$3,969.96		
2024	6	9467	7001160	No	Cody Rouge Community Action Alliance	B24MC260006	EN	05D	LMC		\$4,166.00		
2024	6	9467	7012231	No	Cody Rouge Community Action Alliance	B24MC260006	EN	05D	LMC		\$2,849.70		
2024	6	9467	7029138	No	Cody Rouge Community Action Alliance	B24MC260006	EN	05D	LMC		\$5,941.00		
2024	6	9467	7033227	No	Cody Rouge Community Action Alliance	B24MC260006	EN	05D	LMC		\$6,563.74		
2024	6	9467	7045307	No	Cody Rouge Community Action Alliance	B24MC260006	EN	05D	LMC		\$7,301.00		
2024	6	9467	7049452	No	Cody Rouge Community Action Alliance	B24MC260006	EN	05D	LMC		\$5,036.00		
2024	6	9468	7018500	No	Detroit Area Pre-College Engineering Program (DAPCEP)	B24MC260006	EN	05D	LMC		\$3,282.00		
2024	6	9468	7018528	No	Detroit Area Pre-College Engineering Program (DAPCEP)	B24MC260006	EN	05D	LMC		\$8,060.00		
2024	6	9468	7027483	No	Detroit Area Pre-College Engineering Program (DAPCEP)	B24MC260006	EN	05D	LMC		\$4,720.30		
2024	6	9470	6994723	No	Detroit Horse Power	B24MC260006	EN	05D	LMC		\$5,184.85		
2024	6	9470	7004962	No	Detroit Horse Power	B24MC260006	EN	05D	LMC		\$7,698.78		
2024	6	9470	7015282	No	Detroit Horse Power	B24MC260006	EN	05D	LMC		\$8,707.19		
2024	6	9470	7027482	No	Detroit Horse Power	B24MC260006	EN	05D	LMC		\$7,114.70		
2024	6	9470	7040255	No	Detroit Horse Power	B24MC260006	EN	05D	LMC		\$8,680.26		
2024	6	9470	7049371	No	Detroit Horse Power	B24MC260006	EN	05D	LMC		\$4,433.32		
2024	6	9483	6998936	No	Mosaic Youth Theatre	B24MC260006	EN	05D	LMC		\$5,480.00		
2024	6	9483	7008105	No	Mosaic Youth Theatre	B24MC260006	EN	05D	LMC		\$9,915.00		
2024	6	9483	7018506	No	Mosaic Youth Theatre	B24MC260006	EN	05D	LMC		\$15,857.50		
2024	6	9483	7027459	No	Mosaic Youth Theatre	B24MC260006	EN	05D	LMC		\$11,668.25		
2024	6	9483	7040024	No	Mosaic Youth Theatre	B24MC260006	EN	05D	LMC		\$4,327.50		
2024	6	9483	7049444	No	Mosaic Youth Theatre	B24MC260006	EN	05D	LMC		\$8,280.71		
2024	6	9483	7057657	No	Mosaic Youth Theatre	B24MC260006	EN	05D	LMC		\$6,427.50		
2024	6	9489	7017134	No	Southwest Detroit Business Association (SDBA)	B24MC260006	EN	05D	LMC		\$4,000.00		
2024	6	9489	7031675	No	Southwest Detroit Business Association (SDBA)	B24MC260006	EN	05D	LMC		\$4,000.00		
2024	6	9489	7046600	No	Southwest Detroit Business Association (SDBA)	B24MC260006	EN	05D	LMC		\$4,320.00		
2024	6	9489	7049428	No	Southwest Detroit Business Association (SDBA)	B24MC260006	EN	05D	LMC		\$5,600.00		
2024	6	9497	7004865	No	Wellspring	B24MC260006	EN	05D	LMC		\$1,547.39		
2024	6	9497	7009843	No	Wellspring	B24MC260006	EN	05D	LMC		\$8,199.09		
2024	6	9497	7022976	No	Wellspring	B24MC260006	EN	05D	LMC		\$5,121.46		
2024	6	9497	7029411	No	Wellspring	B24MC260006	EN	05D	LMC		\$7,607.73		
2024	6	9497	7045294	No	Wellspring	B24MC260006	EN	05D	LMC		\$10,052.71		
2024	6	9497	7052607	No	Wellspring	B24MC260006	EN	05D	LMC		\$1,992.08		
								05D	Matrix Code		\$806,645.04		
2023	6	9319	6910369	No	Latin Americans for Social and Economic Development (LASED)	B23MC260006	EN	05E	LMC		\$5,347.06		
2023	6	9319	6940148	No	Latin Americans for Social and Economic Development (LASED)	B23MC260006	EN	05E	LMC		\$7,802.49		
2023	6	9319	6942264	No	Latin Americans for Social and Economic Development (LASED)	B23MC260006	EN	05E	LMC		\$5,712.05		
2023	6	9319	6942270	No	Latin Americans for Social and Economic Development (LASED)	B23MC260006	EN	05E	LMC		\$6,147.04		
2023	6	9319	6943895	No	Latin Americans for Social and Economic Development (LASED)	B23MC260006	EN	05E	LMC		\$5,662.04		
2023	6	9319	6944565	No	Latin Americans for Social and Economic Development (LASED)	B23MC260006	EN	05E	LMC		\$5,347.04		
2023	6	9319	6956491	No	Latin Americans for Social and Economic Development (LASED)	B23MC260006	EN	05E	LMC		\$5,597.04		
2023	6	9319	6969886	No	Latin Americans for Social and Economic Development (LASED)	B23MC260006	EN	05E	LMC		\$7,887.47		
2023	6	9319	6977243	No	Latin Americans for Social and Economic Development (LASED)	B23MC260006	EN	05E	LMC		\$5,447.04		
2023	6	9319	6999313	No	Latin Americans for Social and Economic Development (LASED)	B23MC260006	EN	05E	LMC		\$4,730.63		
								05E	Matrix Code		\$59,679.90		
2024	6	9474	7017857	No	Gay Elders of Metro Detroit dba MiGEN	B24MC260006	EN	05G	LMC		\$3,086.91		
2024	6	9474	7029311	No	Gay Elders of Metro Detroit dba MiGEN	B24MC260006	EN	05G	LMC		\$3,545.24		
2024	6	9474	7031733	No	Gay Elders of Metro Detroit dba MiGEN	B24MC260006	EN	05G	LMC		\$3,545.24		
2024	6	9474	7042403	No	Gay Elders of Metro Detroit dba MiGEN	B24MC260006	EN	05G	LMC		\$3,556.67		
2024	6	9474	7049382	No	Gay Elders of Metro Detroit dba MiGEN	B24MC260006	EN	05G	LMC		\$3,556.67		
								05G	Matrix Code		\$17,290.73		
2023	6	9304	6947720	No	Cass Community Social Services	B23MC260006	EN	05H	LMC		\$7,160.09		
2023	6	9304	6956494	No	Cass Community Social Services	B23MC260006	EN	05H	LMC		\$7,581.84		
2023	6	9304	6969558	No	Cass Community Social Services	B23MC260006	EN	05H	LMC		\$2,505.31		
2023	6	9305	6951370	No	Center for Employment Opportunities	B23MC260006	EN	05H	LMC		\$7,118.84		
2023	6	9305	6951388	No	Center for Employment Opportunities	B23MC260006	EN	05H	LMC		\$7,316.73		
2023	6	9305	6968066	No	Center for Employment Opportunities	B23MC260006	EN	05H	LMC		\$8,698.41		




	Office of Community Planning and Development								DATE:	09-20-25
	U.S. Department of Housing and Urban Development								TIME:	19:24
	Integrated Disbursement and Information System								PAGE:	1
	PR26 - CDBG Financial Summary Report									
	Program Year 2024									
	DETROIT, MI									
2023	6	9305	6971882	No	Center for Employment Opportunities	B23MC260006	EN	05H	LMC	\$7,985.99
2023	6	9305	6991129	No	Center for Employment Opportunities	B23MC260006	EN	05H	LMC	\$1,423.89
2023	6	9305	6991130	No	Center for Employment Opportunities	B23MC260006	EN	05H	LMC	\$3,510.57
2023	6	9315	6956484	No	(The) Greening of Detroit	B23MC260006	EN	05H	LMC	\$7,820.84
2023	6	9315	6965781	No	(The) Greening of Detroit	B23MC260006	EN	05H	LMC	\$27,050.33
2023	6	9315	6966559	No	(The) Greening of Detroit	B23MC260006	EN	05H	LMC	\$6,736.80
2023	6	9315	6966566	No	(The) Greening of Detroit	B23MC260006	EN	05H	LMC	\$1,210.00
2023	6	9315	6969542	No	(The) Greening of Detroit	B23MC260006	EN	05H	LMC	\$19,428.62
2023	6	9315	7001922	No	(The) Greening of Detroit	B23MC260006	EN	05H	LMC	\$1,593.51
2023	6	9315	7033122	No	(The) Greening of Detroit	B23MC260006	EN	05H	LMC	\$1,948.90
2023	6	9316	6948603	No	International Institute of Metropolitan Detroit	B23MC260006	EN	05H	LMC	\$5,580.23
2023	6	9316	6948783	No	International Institute of Metropolitan Detroit	B23MC260006	EN	05H	LMC	\$7,524.47
2023	6	9316	6958319	No	International Institute of Metropolitan Detroit	B23MC260006	EN	05H	LMC	\$8,114.47
2023	6	9316	6969985	No	International Institute of Metropolitan Detroit	B23MC260006	EN	05H	LMC	\$7,270.47
2023	6	9316	6977303	No	International Institute of Metropolitan Detroit	B23MC260006	EN	05H	LMC	\$10,622.48
2023	6	9316	6994867	No	International Institute of Metropolitan Detroit	B23MC260006	EN	05H	LMC	\$4,654.23
2023	6	9316	6996923	No	International Institute of Metropolitan Detroit	B23MC260006	EN	05H	LMC	\$7,433.32
2023	6	9327	6911037	No	Siena Literacy Center	B23MC260006	EN	05H	LMC	\$11,043.35
2023	6	9327	6949385	No	Siena Literacy Center	B23MC260006	EN	05H	LMC	\$1,658.99
2023	6	9327	6965952	No	Siena Literacy Center	B23MC260006	EN	05H	LMC	\$888.11
2023	6	9357	6937513	No	Public Service - Summer Jobs Program including GYDT and Training (NRSA)	B23MC260006	EN	05H	LMC	\$15,120.67
2023	6	9357	6947721	No	Public Service - Summer Jobs Program including GYDT and Training (NRSA)	B23MC260006	EN	05H	LMC	\$93,315.40
2023	6	9357	6948522	No	Public Service - Summer Jobs Program including GYDT and Training (NRSA)	B23MC260006	EN	05H	LMC	\$91,005.98
2023	6	9357	6961730	No	Public Service - Summer Jobs Program including GYDT and Training (NRSA)	B23MC260006	EN	05H	LMC	\$44,240.00
2023	6	9421	6937511	No	Public Service - Summer Jobs Program including GYDT and Training (NRSA)	B23MC260006	EN	05H	LMC	\$27,265.24
2023	6	9421	6947746	No	Public Service - Summer Jobs Program including GYDT and Training (NRSA)	B23MC260006	EN	05H	LMC	\$116,859.07
2023	6	9421	6948528	No	Public Service - Summer Jobs Program including GYDT and Training (NRSA)	B23MC260006	EN	05H	LMC	\$115,874.58
2023	6	9421	6961617	No	Public Service - Summer Jobs Program including GYDT and Training (NRSA)	B23MC260006	EN	05H	LMC	\$52,898.55
2023	6	9422	6937509	Yes	Public Service - Summer Jobs Program including GYDT and Training (NRSA)	B23MC260006	EN	05H	LMC	\$40,990.18
2023	6	9422	6947722	Yes	Public Service - Summer Jobs Program including GYDT and Training (NRSA)	B23MC260006	EN	05H	LMC	\$110,533.28
2023	6	9422	6948567	Yes	Public Service - Summer Jobs Program including GYDT and Training (NRSA)	B23MC260006	EN	05H	LMC	\$111,965.42
2023	6	9422	6961707	Yes	Public Service - Summer Jobs Program including GYDT and Training (NRSA)	B23MC260006	EN	05H	LMC	\$62,243.08
2023	6	9543	6937504	Yes	Public Service - Summer Jobs Program including GYDT and Training (NRSA)	B23MC260006	EN	05H	LMC	\$22,592.64
2023	6	9543	6947723	Yes	Public Service - Summer Jobs Program including GYDT and Training (NRSA)	B23MC260006	EN	05H	LMC	\$92,325.47
2023	6	9543	6948536	Yes	Public Service - Summer Jobs Program including GYDT and Training (NRSA)	B23MC260006	EN	05H	LMC	\$94,661.25
2023	6	9543	6961802	Yes	Public Service - Summer Jobs Program including GYDT and Training (NRSA)	B23MC260006	EN	05H	LMC	\$66,199.43
2023	6	9544	6937506	No	Public Service - Summer Jobs Program including GYDT and Training (NRSA)	B23MC260006	EN	05H	LMC	\$34,899.61
2023	6	9544	6947724	No	Public Service - Summer Jobs Program including GYDT and Training (NRSA)	B23MC260006	EN	05H	LMC	\$156,748.46
2023	6	9544	6948797	No	Public Service - Summer Jobs Program including GYDT and Training (NRSA)	B23MC260006	EN	05H	LMC	\$150,261.69
2024	6	9465	7009828	No	Center for Employment Opportunities	B24MC260006	EN	05H	LMC	\$5,749.23
2024	6	9465	7022491	No	Center for Employment Opportunities	B24MC260006	EN	05H	LMC	\$5,737.26
2024	6	9465	7022942	No	Center for Employment Opportunities	B24MC260006	EN	05H	LMC	\$6,107.43
2024	6	9465	7047414	No	Center for Employment Opportunities	B24MC260006	EN	05H	LMC	\$8,338.53
2024	6	9475	7027476	No	(The) Greening of Detroit	B24MC260006	EN	05H	LMC	\$15,578.62
2024	6	9475	7029343	No	(The) Greening of Detroit	B24MC260006	EN	05H	LMC	\$18,038.32
2024	6	9475	7036399	No	(The) Greening of Detroit	B24MC260006	EN	05H	LMC	\$14,340.38
2024	6	9475	7036404	No	(The) Greening of Detroit	B24MC260006	EN	05H	LMC	\$8,813.66
2024	6	9476	7025144	No	International Institute of Metropolitan Detroit	B24MC260006	EN	05H	LMC	\$6,917.00
2024	6	9476	7027316	No	International Institute of Metropolitan Detroit	B24MC260006	EN	05H	LMC	\$6,622.00
2024	6	9476	7027438	No	International Institute of Metropolitan Detroit	B24MC260006	EN	05H	LMC	\$5,228.06
2024	6	9476	7030484	No	International Institute of Metropolitan Detroit	B24MC260006	EN	05H	LMC	\$5,096.50
2024	6	9476	7042178	No	International Institute of Metropolitan Detroit	B24MC260006	EN	05H	LMC	\$6,609.00
2024	6	9476	7061263	No	International Institute of Metropolitan Detroit	B24MC260006	EN	05H	LMC	\$8,537.21
2024	6	9476	7065859	No	International Institute of Metropolitan Detroit	B24MC260006	EN	05H	LMC	\$7,435.47
2024	6	9486	7009794	No	SER Metro Detroit	B24MC260006	EN	05H	LMC	\$14,567.63
2024	6	9486	7015126	No	SER Metro Detroit	B24MC260006	EN	05H	LMC	\$12,928.13
2024	6	9486	7022965	No	SER Metro Detroit	B24MC260006	EN	05H	LMC	\$5,454.26
2024	6	9486	7030492	No	SER Metro Detroit	B24MC260006	EN	05H	LMC	\$3,641.73
2024	6	9486	7042463	No	SER Metro Detroit	B24MC260006	EN	05H	LMC	\$3,920.86
2024	6	9486	7052682	No	SER Metro Detroit	B24MC260006	EN	05H	LMC	\$3,900.16
2024	6	9486	7063839	No	SER Metro Detroit	B24MC260006	EN	05H	LMC	\$474.74
2024	6	9488	7004873	No	Sistahs Reachin' Out	B24MC260006	EN	05H	LMC	\$1,800.00
2024	6	9488	7015276	No	Sistahs Reachin' Out	B24MC260006	EN	05H	LMC	\$1,800.00
2024	6	9488	7036418	No	Sistahs Reachin' Out	B24MC260006	EN	05H	LMC	\$3,600.00
2024	6	9488	7052603	No	Sistahs Reachin' Out	B24MC260006	EN	05H	LMC	\$3,600.00
								05H	Matrix Code	\$1,868,716.97
2023	6	9317	6929974	No	Jefferson East Business Association	B23MC260006	EN	05I	LMA	\$25,756.34
2023	6	9317	6942228	No	Jefferson East Business Association	B23MC260006	EN	05I	LMA	\$4,712.05
2023	6	9317	6991105	No	Jefferson East Business Association	B23MC260006	EN	05I	LMA	\$10,783.84
2023	6	9317	6991117	No	Jefferson East Business Association	B23MC260006	EN	05I	LMA	\$13,483.54
2024	6	9477	7027465	No	Jefferson East Business Association	B24MC260006	EN	05I	LMC	\$9,829.46
2024	6	9477	7036437	No	Jefferson East Business Association	B24MC260006	EN	05I	LMC	\$4,946.11
								05I	Matrix Code	\$69,511.34
2023	6	9313	6966530	No	Family Assistance for Renaissance Men	B23MC260006	EN	05J	LMC	\$5,707.81
2023	6	9313	6966547	No	Family Assistance for Renaissance Men	B23MC260006	EN	05J	LMC	\$8,240.16
2023	6	9313	6990352	No	Family Assistance for Renaissance Men	B23MC260006	EN	05J	LMC	\$6,133.50
2023	6	9313	6991532	No	Family Assistance for Renaissance Men	B23MC260006	EN	05J	LMC	\$4,015.50
2023	6	9313	6991535	No	Family Assistance for Renaissance Men	B23MC260006	EN	05J	LMC	\$2,425.02

	Office of Community Planning and Development									DATE:	09-20-25			
	U.S. Department of Housing and Urban Development									TIME:	19:24			
	Integrated Disbursement and Information System									PAGE:	1			
	PR26 - CDBG Financial Summary Report													
	Program Year 2024													
		DETROIT, MI												
2023	6	9313	7008138	No	Family Assistance for Renaissance Men	B23MC260006	EN	05J	LMC			\$600.00		
								05J	Matrix Code			\$27,121.99		
2024	6	9463	7020924	No	Carrie Morris Arts dba Detroit Puppet Co.	B24MC260006	EN	05L	LMC			\$984.54		
2024	6	9463	7021003	No	Carrie Morris Arts dba Detroit Puppet Co.	B24MC260006	EN	05L	LMC			\$193.18		
2024	6	9463	7029389	No	Carrie Morris Arts dba Detroit Puppet Co.	B24MC260006	EN	05L	LMC			\$3,962.37		
2024	6	9463	7031742	No	Carrie Morris Arts dba Detroit Puppet Co.	B24MC260006	EN	05L	LMC			\$5,151.97		
2024	6	9463	7040369	No	Carrie Morris Arts dba Detroit Puppet Co.	B24MC260006	EN	05L	LMC			\$7,567.66		
2024	6	9463	7051820	No	Carrie Morris Arts dba Detroit Puppet Co.	B24MC260006	EN	05L	LMC			\$4,932.76		
2024	6	9496	7008109	No	Urban Neighborhood Initiative	B24MC260006	EN	05L	LMC			\$5,636.85		
2024	6	9496	7014797	No	Urban Neighborhood Initiative	B24MC260006	EN	05L	LMC			\$4,532.04		
2024	6	9496	7022811	No	Urban Neighborhood Initiative	B24MC260006	EN	05L	LMC			\$3,393.46		
2024	6	9496	7031753	No	Urban Neighborhood Initiative	B24MC260006	EN	05L	LMC			\$4,539.22		
2024	6	9496	7059043	No	Urban Neighborhood Initiative	B24MC260006	EN	05L	LMC			\$4,094.65		
2024	6	9496	7059046	No	Urban Neighborhood Initiative	B24MC260006	EN	05L	LMC			\$3,583.66		
2024	6	9496	7061255	No	Urban Neighborhood Initiative	B24MC260006	EN	05L	LMC			\$6,449.04		
								05L	Matrix Code			\$55,021.40		
2023	6	9318	6942172	No	Joy-Southfield CDC	B23MC260006	EN	05M	LMC			\$5,716.96		
2023	6	9318	6942177	No	Joy-Southfield CDC	B23MC260006	EN	05M	LMC			\$7,500.00		
2023	6	9318	6948832	No	Joy-Southfield CDC	B23MC260006	EN	05M	LMC			\$6,750.00		
2023	6	9318	6958292	No	Joy-Southfield CDC	B23MC260006	EN	05M	LMC			\$9,250.00		
2023	6	9318	6963768	No	Joy-Southfield CDC	B23MC260006	EN	05M	LMC			\$9,250.00		
2023	6	9318	6979127	No	Joy-Southfield CDC	B23MC260006	EN	05M	LMC			\$6,414.04		
2023	6	9318	6979347	No	Joy-Southfield CDC	B23MC260006	EN	05M	LMC			\$5,100.00		
2023	6	9318	7001018	No	Joy-Southfield CDC	B23MC260006	EN	05M	LMC			\$4,750.00		
2023	6	9323	6933219	No	My Community Dental Center (MCDC)	B23MC260006	EN	05M	LMC			\$5,849.40		
2023	6	9323	6943900	No	My Community Dental Center (MCDC)	B23MC260006	EN	05M	LMC			\$8,957.08		
2023	6	9323	6951285	No	My Community Dental Center (MCDC)	B23MC260006	EN	05M	LMC			\$12,481.54		
2023	6	9323	6961715	No	My Community Dental Center (MCDC)	B23MC260006	EN	05M	LMC			\$9,851.50		
2023	6	9323	6970941	No	My Community Dental Center (MCDC)	B23MC260006	EN	05M	LMC			\$4,977.00		
2023	6	9323	6983585	No	My Community Dental Center (MCDC)	B23MC260006	EN	05M	LMC			\$3,680.00		
2023	6	9323	6990339	No	My Community Dental Center (MCDC)	B23MC260006	EN	05M	LMC			\$1,524.00		
2023	6	9323	7001926	No	My Community Dental Center (MCDC)	B23MC260006	EN	05M	LMC			\$5,236.00		
2023	6	9323	7027478	No	My Community Dental Center (MCDC)	B23MC260006	EN	05M	LMC			\$8,335.00		
2023	6	9325	6936803	No	Project Healthy Community	B23MC260006	EN	05M	LMC			\$7,653.97		
2023	6	9325	6948826	No	Project Healthy Community	B23MC260006	EN	05M	LMC			\$5,498.49		
2023	6	9325	6963774	No	Project Healthy Community	B23MC260006	EN	05M	LMC			\$6,322.09		
2023	6	9325	6971883	No	Project Healthy Community	B23MC260006	EN	05M	LMC			\$7,582.80		
2023	6	9325	6994889	No	Project Healthy Community	B23MC260006	EN	05M	LMC			\$2,334.63		
2023	6	9335	6949390	No	World Medical Relief	B23MC260006	EN	05M	LMC			\$5,669.97		
2023	6	9335	6965793	No	World Medical Relief	B23MC260006	EN	05M	LMC			\$4,383.36		
2023	6	9335	6981172	No	World Medical Relief	B23MC260006	EN	05M	LMC			\$3,025.12		
2023	6	9335	6982108	No	World Medical Relief	B23MC260006	EN	05M	LMC			\$6,179.61		
2023	6	9335	6991114	No	World Medical Relief	B23MC260006	EN	05M	LMC			\$18,048.41		
2023	6	9335	6992449	No	World Medical Relief	B23MC260006	EN	05M	LMC			\$1,045.89		
2024	6	9460	7008152	No	Avalon Healing Center	B24MC260006	EN	05M	LMC			\$2,152.21		
2024	6	9460	7009848	No	Avalon Healing Center	B24MC260006	EN	05M	LMC			\$2,156.04		
2024	6	9460	7022961	No	Avalon Healing Center	B24MC260006	EN	05M	LMC			\$4,451.49		
2024	6	9460	7034790	No	Avalon Healing Center	B24MC260006	EN	05M	LMC			\$4,232.50		
2024	6	9460	7039494	No	Avalon Healing Center	B24MC260006	EN	05M	LMC			\$4,673.02		
2024	6	9464	7004964	No	Cass Community Social Services	B24MC260006	EN	05M	LMC			\$2,707.42		
2024	6	9464	7009842	No	Cass Community Social Services	B24MC260006	EN	05M	LMC			\$5,150.01		
2024	6	9464	7017862	No	Cass Community Social Services	B24MC260006	EN	05M	LMC			\$3,718.22		
2024	6	9464	7027454	No	Cass Community Social Services	B24MC260006	EN	05M	LMC			\$3,895.19		
2024	6	9464	7040639	No	Cass Community Social Services	B24MC260006	EN	05M	LMC			\$6,052.28		
2024	6	9464	7052402	No	Cass Community Social Services	B24MC260006	EN	05M	LMC			\$4,367.62		
2024	6	9464	7061826	No	Cass Community Social Services	B24MC260006	EN	05M	LMC			\$4,269.01		
2024	6	9480	7030486	No	Mariner's Inn	B24MC260006	EN	05M	LMC			\$335.22		
2024	6	9480	7030491	No	Mariner's Inn	B24MC260006	EN	05M	LMC			\$231.92		
2024	6	9480	7042410	No	Mariner's Inn	B24MC260006	EN	05M	LMC			\$608.61		
2024	6	9480	7055365	No	Mariner's Inn	B24MC260006	EN	05M	LMC			\$725.00		
2024	6	9485	7004908	No	Project Healthy Community	B24MC260006	EN	05M	LMC			\$3,646.32		
2024	6	9485	7015265	No	Project Healthy Community	B24MC260006	EN	05M	LMC			\$6,881.77		
2024	6	9485	7022801	No	Project Healthy Community	B24MC260006	EN	05M	LMC			\$4,210.29		
2024	6	9485	7033237	No	Project Healthy Community	B24MC260006	EN	05M	LMC			\$4,846.70		
2024	6	9485	7043263	No	Project Healthy Community	B24MC260006	EN	05M	LMC			\$6,597.25		
2024	6	9485	7052448	No	Project Healthy Community	B24MC260006	EN	05M	LMC			\$4,735.73		
2024	6	9498	7005041	No	World Medical Relief	B24MC260006	EN	05M	LMC			\$2,970.20		
2024	6	9498	7009835	No	World Medical Relief	B24MC260006	EN	05M	LMC			\$5,564.68		
2024	6	9498	7025156	No	World Medical Relief	B24MC260006	EN	05M	LMC			\$4,229.90		
2024	6	9498	7033220	No	World Medical Relief	B24MC260006	EN	05M	LMC			\$5,818.01		
2024	6	9498	7040731	No	World Medical Relief	B24MC260006	EN	05M	LMC			\$4,322.08		
2024	6	9498	7050013	No	World Medical Relief	B24MC260006	EN	05M	LMC			\$3,787.05		
								05M	Matrix Code			\$290,702.60		
2023	6	9312	6956516	No	Dominican Literacy Center	B23MC260006	EN	05Z	LMC			\$5,283.26		
2023	6	9312	6960854	No	Dominican Literacy Center	B23MC260006	EN	05Z	LMC			\$5,631.55		
2023	6	9312	6965768	No	Dominican Literacy Center	B23MC260006	EN	05Z	LMC			\$2,919.25		
2023	6	9312	6965777	No	Dominican Literacy Center	B23MC260006	EN	05Z	LMC			\$2,731.89		
2023	6	9312	6966524	No	Dominican Literacy Center	B23MC260006	EN	05Z	LMC			\$8,378.11		

	Office of Community Planning and Development									DATE:	09-20-25
	U.S. Department of Housing and Urban Development									TIME:	19:24
	Integrated Disbursement and Information System									PAGE:	1
	PR26 - CDBG Financial Summary Report										
	Program Year 2024										
	DETROIT, MI										
2023	6	9312	6966568	No	Dominican Literacy Center	B23MC260006	EN	05Z	LMC		\$9,757.74
2023	6	9312	6977118	No	Dominican Literacy Center	B23MC260006	EN	05Z	LMC		\$4,345.01
2023	6	9312	6977161	No	Dominican Literacy Center	B23MC260006	EN	05Z	LMC		\$7,052.31
2023	6	9312	6999334	No	Dominican Literacy Center	B23MC260006	EN	05Z	LMC		\$9,935.00
2023	6	9312	7004910	No	Dominican Literacy Center	B23MC260006	EN	05Z	LMC		\$10,151.37
2023	6	9312	7005071	No	Dominican Literacy Center	B23MC260006	EN	05Z	LMC		\$6,722.34
2023	6	9326	6910359	No	SER Metro Detroit	B23MC260006	EN	05Z	LMC		\$5,293.76
2023	6	9326	6939190	No	SER Metro Detroit	B23MC260006	EN	05Z	LMC		\$3,007.23
2023	6	9326	6961745	No	SER Metro Detroit	B23MC260006	EN	05Z	LMC		\$3,791.62
2023	6	9326	6979425	No	SER Metro Detroit	B23MC260006	EN	05Z	LMC		\$1,379.55
2023	6	9326	6979432	No	SER Metro Detroit	B23MC260006	EN	05Z	LMC		\$2,482.89
2023	6	9326	6991512	No	SER Metro Detroit	B23MC260006	EN	05Z	LMC		\$6,718.61
2023	6	9326	6998823	No	SER Metro Detroit	B23MC260006	EN	05Z	LMC		\$14,005.50
2023	6	9328	6942147	No	Southwest Detroit Business Association (SDBA)	B23MC260006	EN	05Z	LMC		\$6,595.00
2023	6	9328	6953944	No	Southwest Detroit Business Association (SDBA)	B23MC260006	EN	05Z	LMC		\$5,475.00
2023	6	9328	6970920	No	Southwest Detroit Business Association (SDBA)	B23MC260006	EN	05Z	LMC		\$6,115.00
2023	6	9328	6971888	No	Southwest Detroit Business Association (SDBA)	B23MC260006	EN	05Z	LMC		\$6,535.00
2023	6	9328	6974253	No	Southwest Detroit Business Association (SDBA)	B23MC260006	EN	05Z	LMC		\$5,660.00
2023	6	9328	6974262	No	Southwest Detroit Business Association (SDBA)	B23MC260006	EN	05Z	LMC		\$5,960.00
2023	6	9328	6974284	No	Southwest Detroit Business Association (SDBA)	B23MC260006	EN	05Z	LMC		\$6,000.00
2023	6	9328	6991119	No	Southwest Detroit Business Association (SDBA)	B23MC260006	EN	05Z	LMC		\$7,400.00
2023	6	9328	7012204	No	Southwest Detroit Business Association (SDBA)	B23MC260006	EN	05Z	LMC		\$7,760.00
2023	6	9329	6947719	No	Southwest Economic Solution Corporation	B23MC260006	EN	05Z	LMC		\$5,489.30
2023	6	9329	6948775	No	Southwest Economic Solution Corporation	B23MC260006	EN	05Z	LMC		\$11,229.84
2023	6	9329	6956519	No	Southwest Economic Solution Corporation	B23MC260006	EN	05Z	LMC		\$8,357.74
2023	6	9329	6968064	No	Southwest Economic Solution Corporation	B23MC260006	EN	05Z	LMC		\$8,606.27
2023	6	9329	6982036	No	Southwest Economic Solution Corporation	B23MC260006	EN	05Z	LMC		\$8,703.20
2023	6	9329	6990350	No	Southwest Economic Solution Corporation	B23MC260006	EN	05Z	LMC		\$7,598.35
2023	6	9329	7003678	No	Southwest Economic Solution Corporation	B23MC260006	EN	05Z	LMC		\$13,692.72
2023	6	9329	7052800	No	Southwest Economic Solution Corporation	B23MC260006	EN	05Z	LMC		\$7,111.58
2023	6	9331	6913773	No	St. Vincent & Sarah Fisher Center	B23MC260006	EN	05Z	LMC		\$6,679.33
2023	6	9331	6934845	No	St. Vincent & Sarah Fisher Center	B23MC260006	EN	05Z	LMC		\$5,950.32
2023	6	9331	6948816	No	St. Vincent & Sarah Fisher Center	B23MC260006	EN	05Z	LMC		\$7,481.26
2023	6	9331	6956425	No	St. Vincent & Sarah Fisher Center	B23MC260006	EN	05Z	LMC		\$5,811.80
2023	6	9331	6966554	No	St. Vincent & Sarah Fisher Center	B23MC260006	EN	05Z	LMC		\$5,182.74
2023	6	9331	6977185	No	St. Vincent & Sarah Fisher Center	B23MC260006	EN	05Z	LMC		\$6,440.86
2023	6	9331	6983594	No	St. Vincent & Sarah Fisher Center	B23MC260006	EN	05Z	LMC		\$6,008.98
2023	6	9331	7011631	No	St. Vincent & Sarah Fisher Center	B23MC260006	EN	05Z	LMC		\$11,229.13
2024	6	9459	6999401	No	Accounting Aid Society	B24MC260006	EN	05Z	LMC		\$19,899.00
2024	6	9459	7008170	No	Accounting Aid Society	B24MC260006	EN	05Z	LMC		\$41,942.00
2024	6	9459	7017868	No	Accounting Aid Society	B24MC260006	EN	05Z	LMC		\$4,623.00
2024	6	9459	7027449	No	Accounting Aid Society	B24MC260006	EN	05Z	LMC		\$4,216.00
2024	6	9482	6998988	No	Mercy Education Project	B24MC260006	EN	05Z	LMC		\$2,745.24
2024	6	9482	7006276	No	Mercy Education Project	B24MC260006	EN	05Z	LMC		\$5,199.48
2024	6	9482	7018524	No	Mercy Education Project	B24MC260006	EN	05Z	LMC		\$6,620.88
2024	6	9482	7027472	No	Mercy Education Project	B24MC260006	EN	05Z	LMC		\$5,894.48
2024	6	9482	7052445	No	Mercy Education Project	B24MC260006	EN	05Z	LMC		\$4,483.90
2024	6	9482	7057071	No	Mercy Education Project	B24MC260006	EN	05Z	LMC		\$6,145.48
2024	6	9487	7006023	No	Siena Literacy Center	B24MC260006	EN	05Z	LMC		\$4,917.49
2024	6	9487	7013016	No	Siena Literacy Center	B24MC260006	EN	05Z	LMC		\$7,283.11
2024	6	9487	7023369	No	Siena Literacy Center	B24MC260006	EN	05Z	LMC		\$8,871.32
2024	6	9487	7033207	No	Siena Literacy Center	B24MC260006	EN	05Z	LMC		\$11,035.26
2024	6	9487	7043272	No	Siena Literacy Center	B24MC260006	EN	05Z	LMC		\$10,681.59
2024	6	9487	7052685	No	Siena Literacy Center	B24MC260006	EN	05Z	LMC		\$6,587.12
2024	6	9491	7011965	No	Sowing Economic Empowerment (SEED)	B24MC260006	EN	05Z	LMC		\$5,898.08
2024	6	9491	7017148	No	Sowing Economic Empowerment (SEED)	B24MC260006	EN	05Z	LMC		\$4,650.15
2024	6	9491	7018748	No	Sowing Economic Empowerment (SEED)	B24MC260006	EN	05Z	LMC		\$3,141.61
2024	6	9491	7029429	No	Sowing Economic Empowerment (SEED)	B24MC260006	EN	05Z	LMC		\$7,479.48
2024	6	9491	7042296	No	Sowing Economic Empowerment (SEED)	B24MC260006	EN	05Z	LMC		\$16,568.27
2024	6	9491	7049580	No	Sowing Economic Empowerment (SEED)	B24MC260006	EN	05Z	LMC		\$6,300.74
2024	6	9491	7057672	No	Sowing Economic Empowerment (SEED)	B24MC260006	EN	05Z	LMC		\$11,416.94
2024	6	9493	7005039	No	St. Vincent & Sarah Fisher Center	B24MC260006	EN	05Z	LMC		\$5,162.88
2024	6	9493	7008196	No	St. Vincent & Sarah Fisher Center	B24MC260006	EN	05Z	LMC		\$9,244.82
2024	6	9493	7020608	No	St. Vincent & Sarah Fisher Center	B24MC260006	EN	05Z	LMC		\$11,856.64
2024	6	9493	7027463	No	St. Vincent & Sarah Fisher Center	B24MC260006	EN	05Z	LMC		\$10,537.97
2024	6	9493	7040562	No	St. Vincent & Sarah Fisher Center	B24MC260006	EN	05Z	LMC		\$10,356.01
2024	6	9493	7049585	No	St. Vincent & Sarah Fisher Center	B24MC260006	EN	05Z	LMC		\$8,855.38
2024	6	9494	7007115	No	Student Advocacy Center	B24MC260006	EN	05Z	LMC		\$5,011.54
2024	6	9494	7015092	No	Student Advocacy Center	B24MC260006	EN	05Z	LMC		\$4,655.61
2024	6	9494	7029348	No	Student Advocacy Center	B24MC260006	EN	05Z	LMC		\$4,926.18
2024	6	9494	7034776	No	Student Advocacy Center	B24MC260006	EN	05Z	LMC		\$6,033.10
2024	6	9494	7051929	No	Student Advocacy Center	B24MC260006	EN	05Z	LMC		\$5,564.15
2024	6	9494	7059014	No	Student Advocacy Center	B24MC260006	EN	05Z	LMC		\$6,145.42
2024	6	9495	6998898	No	The Youth Connection	B24MC260006	EN	05Z	LMC		\$4,811.95
2024	6	9495	7029399	No	The Youth Connection	B24MC260006	EN	05Z	LMC		\$7,839.20
2024	6	9495	7029418	No	The Youth Connection	B24MC260006	EN	05Z	LMC		\$6,076.19
2024	6	9495	7029420	No	The Youth Connection	B24MC260006	EN	05Z	LMC		\$6,917.64
2024	6	9495	7040113	No	The Youth Connection	B24MC260006	EN	05Z	LMC		\$5,964.09

		Office of Community Planning and Development								DATE:		09-20-25				
		U.S. Department of Housing and Urban Development								TIME:		19:24				
		Integrated Disbursement and Information System								PAGE:		1				
		PR26 - CDBG Financial Summary Report														
		Program Year 2024														
		DETROIT , MI														
2024	6	9495	7049563	No	The Youth Connection			B24MC260006	EN	05Z	LMC	\$2,143.87				
2024	6	9495	7063841	No	The Youth Connection			B24MC260006	EN	05Z	LMC	\$2,207.49				
										05Z	Matrix Code	\$623,571.16				
				No	Activity to prevent, prepare for, and respond to Coronavirus							\$5,768,283.89				
				Yes	Activity to prevent, prepare for, and respond to Coronavirus							\$824,654.56				
Total												\$6,592,938.45				
				LINE 37 DETAIL: ACTIVITIES INCLUDED IN THE COMPUTATION OF LINE 37												
Plan Year	IDIS Project	IDIS Activity	Voucher Number	Activity Name					Matrix Code	National Objective	Drawn Amount					
2022	1	9164	6984603	Eight Mile Blvd					20		\$20,700.00					
									20	Matrix Code	\$20,700.00					
2021	1	9033	6956333	Administration (Direct)					21A		\$102,001.26					
2021	1	9034	6956333	Administration (Indirect)					21A		\$5,874.02					
2021	1	9037	6936116	Office of Programmatic NOF & CDBG Initiatives (Direct)					21A		\$2,500.00					
2021	1	9037	6957863	Office of Programmatic NOF & CDBG Initiatives (Direct)					21A		\$2,500.00					
2021	1	9037	6960850	Office of Programmatic NOF & CDBG Initiatives (Direct)					21A		\$300.00					
2021	1	9037	6996930	Office of Programmatic NOF & CDBG Initiatives (Direct)					21A		\$6,178.28					
2021	1	9037	7024327	Office of Programmatic NOF & CDBG Initiatives (Direct)					21A		\$2,500.00					
2021	1	9037	7053321	Office of Programmatic NOF & CDBG Initiatives (Direct)					21A		\$5,063.90					
2023	1	9386	6907684	Administration (Direct)					21A		\$2,304.00					
2023	1	9386	6920664	Administration (Direct)					21A		\$423.62					
2023	1	9386	6928202	Administration (Direct)					21A		\$49.03					
2023	1	9386	6934094	Administration (Direct)					21A		\$794.94					
2023	1	9386	6947777	Administration (Direct)					21A		\$4,645.93					
2023	1	9386	6947781	Administration (Direct)					21A		\$144.56					
2023	1	9386	6948510	Administration (Direct)					21A		\$2,070.00					
2023	1	9386	6948815	Administration (Direct)					21A		\$5,501.80					
2023	1	9386	6956366	Administration (Direct)					21A		\$465,441.25					
2023	1	9387	6956366	Administration (Indirect)					21A		\$265,999.68					
2023	1	9389	6956333	Neighborhood & Housing Svcs - Homeless Supportive Housing - Indirect					21A		\$52,419.70					
2023	1	9389	6980172	Neighborhood & Housing Svcs - Homeless Supportive Housing - Indirect					21A		\$12,156.19					
2023	1	9389	6992278	Neighborhood & Housing Svcs - Homeless Supportive Housing - Indirect					21A		\$82,282.61					
2023	1	9390	6956470	Development & Investments - PFR/PI Team (Direct)					21A		\$87,160.19					
2023	1	9390	6992291	Development & Investments - PFR/PI Team (Direct)					21A		\$87,214.78					
2023	1	9392	6937615	Neighborhood & Housing Svcs - NOF & CDBG Initiatives (Direct)					21A		\$117,031.72					
2023	1	9392	6947729	Neighborhood & Housing Svcs - NOF & CDBG Initiatives (Direct)					21A		\$402.00					
2023	1	9392	6948525	Neighborhood & Housing Svcs - NOF & CDBG Initiatives (Direct)					21A		\$1,552.50					
2023	1	9392	6948810	Neighborhood & Housing Svcs - NOF & CDBG Initiatives (Direct)					21A		\$8,632.22					
2023	1	9392	6956470	Neighborhood & Housing Svcs - NOF & CDBG Initiatives (Direct)					21A		\$110,323.23					
2023	1	9392	6963619	Neighborhood & Housing Svcs - NOF & CDBG Initiatives (Direct)					21A		\$515.00					
2023	1	9392	6965694	Neighborhood & Housing Svcs - NOF & CDBG Initiatives (Direct)					21A		\$275.00					
2023	1	9392	6986490	Neighborhood & Housing Svcs - NOF & CDBG Initiatives (Direct)					21A		\$100.00					
2023	1	9392	6992291	Neighborhood & Housing Svcs - NOF & CDBG Initiatives (Direct)					21A		\$132,265.45					
2023	1	9392	7014755	Neighborhood & Housing Svcs - NOF & CDBG Initiatives (Direct)					21A		\$110,021.45					
2023	1	9392	7045366	Neighborhood & Housing Svcs - NOF & CDBG Initiatives (Direct)					21A		\$139.00					
2023	1	9392	7047818	Neighborhood & Housing Svcs - NOF & CDBG Initiatives (Direct)					21A		\$341.00					
2023	1	9392	7052889	Neighborhood & Housing Svcs - NOF & CDBG Initiatives (Direct)					21A		\$78,886.33					
2023	1	9393	6956470	Neighborhood & Housing Svcs - NOF & CDBG Initiatives (Indirect)					21A		\$63,049.73					
2023	1	9393	6992291	Neighborhood & Housing Svcs - NOF & CDBG Initiatives (Indirect)					21A		\$75,589.70					
2023	1	9393	7014755	Neighborhood & Housing Svcs - NOF & CDBG Initiatives (Indirect)					21A		\$62,877.27					
2023	1	9393	7052889	Neighborhood & Housing Svcs - NOF & CDBG Initiatives (Indirect)					21A		\$82,688.88					
2023	1	9394	6907706	Programmatic Operations - Policy Team Staffing (Direct)					21A		\$4,112.96					
2023	1	9394	6947762	Programmatic Operations - Policy Team Staffing (Direct)					21A		\$1,344.07					
2023	1	9394	6956400	Programmatic Operations - Policy Team Staffing (Direct)					21A		\$93,254.96					
2023	1	9394	6956435	Programmatic Operations - Policy Team Staffing (Direct)					21A		\$232.94					
2023	1	9394	6968249	Programmatic Operations - Policy Team Staffing (Direct)					21A		\$2,496.00					
2023	1	9394	6972844	Programmatic Operations - Policy Team Staffing (Direct)					21A		\$2,630.00					
2023	1	9394	6984725	Programmatic Operations - Policy Team Staffing (Direct)					21A		\$111,052.40					
2023	1	9394	6994870	Programmatic Operations - Policy Team Staffing (Direct)					21A		\$1,385.00					
2023	1	9394	6999346	Programmatic Operations - Policy Team Staffing (Direct)					21A		\$4,135.00					
2023	1	9394	7007953	Programmatic Operations - Policy Team Staffing (Direct)					21A		\$8,788.75					
2023	1	9394	7013025	Programmatic Operations - Policy Team Staffing (Direct)					21A		\$95,288.80					
2023	1	9394	7022785	Programmatic Operations - Policy Team Staffing (Direct)					21A		\$9,525.00					
2023	1	9394	7033118	Programmatic Operations - Policy Team Staffing (Direct)					21A		\$11,231.25					
2023	1	9394	7042655	Programmatic Operations - Policy Team Staffing (Direct)					21A		\$14,925.00					
2023	1	9394	7052856	Programmatic Operations - Policy Team Staffing (Direct)					21A		\$111,158.85					
2023	1	9394	7055392	Programmatic Operations - Policy Team Staffing (Direct)					21A		\$3,850.00					
2023	1	9395	6956470	Programmatic Operations - Special Projects (Direct)					21A		\$27,525.89					
2023	1	9395	6992291	Programmatic Operations - Special Projects (Direct)					21A		\$32,163.93					
2023	1	9395	7014755	Programmatic Operations - Special Projects (Direct)					21A		\$28,234.22					
2023	1	9395	7052889	Programmatic Operations - Special Projects (Direct)					21A		\$34,253.80					
2024	1	9445	6957867	Administration (Direct)					21A		\$135.00					
2024	1	9445	6957870	Administration (Direct)					21A		\$396.30					
2024	1	9445	6958324	Administration (Direct)					21A		\$396.30					
2024	1	9445	6958326	Administration (Direct)					21A		\$135.00					
2024	1	9445	6958328	Administration (Direct)					21A		\$135.00					
2024	1	9445	6958336	Administration (Direct)					21A		\$10.72					



	Office of Community Planning and Development										DATE:		09-20-25			
	U.S. Department of Housing and Urban Development										TIME:		19:24			
	Integrated Disbursement and Information System										PAGE:		1			
	PR26 - CDBG Financial Summary Report															
	Program Year 2024															
			DETROIT , MI													
2024	1	9445	6958339	Administration (Direct)						21A			\$396.17			
2024	1	9445	6958342	Administration (Direct)						21A			\$396.30			
2024	1	9445	6960860	Administration (Direct)						21A			\$382.90			
2024	1	9445	6961703	Administration (Direct)						21A			\$3,346.00			
2024	1	9445	6965693	Administration (Direct)						21A			\$2,015.00			
2024	1	9445	6981926	Administration (Direct)						21A			\$341.92			
2024	1	9445	6981948	Administration (Direct)						21A			\$236.97			
2024	1	9445	6985708	Administration (Direct)						21A			\$555,596.88			
2024	1	9445	7011875	Administration (Direct)						21A			\$306.94			
2024	1	9445	7012908	Administration (Direct)						21A			\$483,633.80			
2024	1	9445	7029410	Administration (Direct)						21A			\$131.60			
2024	1	9445	7030481	Administration (Direct)						21A			\$149.80			
2024	1	9445	7033002	Administration (Direct)						21A			\$170.00			
2024	1	9445	7033254	Administration (Direct)						21A			\$440.80			
2024	1	9445	7033269	Administration (Direct)						21A			\$654.40			
2024	1	9445	7033283	Administration (Direct)						21A			\$158.00			
2024	1	9445	7035702	Administration (Direct)						21A			\$170.00			
2024	1	9445	7035779	Administration (Direct)						21A			\$394.80			
2024	1	9445	7036467	Administration (Direct)						21A			\$2,051.88			
2024	1	9445	7045212	Administration (Direct)						21A			\$42,350.00			
2024	1	9445	7045362	Administration (Direct)						21A			\$1,123.09			
2024	1	9445	7045922	Administration (Direct)						21A			\$335.39			
2024	1	9445	7052385	Administration (Direct)						21A			\$572,148.43			
2024	1	9445	7057074	Administration (Direct)						21A			\$172.00			
2024	1	9445	7061504	Administration (Direct)						21A			\$52,275.11			
2024	1	9445	7065873	Administration (Direct)						21A			\$3,733.74			
2024	1	9446	6992291	Development & Investments - PFR/PI Team						21A			\$15,341.99			
2024	1	9446	7014755	Development & Investments - PFR/PI Team						21A			\$88,921.78			
2024	1	9446	7052889	Development & Investments - PFR/PI Team						21A			\$89,602.88			
2024	1	9448	6992278	Neighborhood & Housing Svcs - Homeless Supportive Housing (Direct)						21A			\$143,976.57			
2024	1	9448	7014782	Neighborhood & Housing Svcs - Homeless Supportive Housing (Direct)						21A			\$135,192.26			
2024	1	9448	7052869	Neighborhood & Housing Svcs - Homeless Supportive Housing (Direct)						21A			\$135,031.92			
2024	1	9449	7051822	Neighborhood & Housing Svcs - NOF & CDBG Initiatives (Direct)						21A			\$370.06			
2024	1	9449	7052435	Neighborhood & Housing Svcs - NOF & CDBG Initiatives (Direct)						21A			\$434.00			
2024	1	9449	7052889	Neighborhood & Housing Svcs - NOF & CDBG Initiatives (Direct)						21A			\$65,801.13			
2024	1	9565	6985708	Administration (Indirect)						21A			\$317,523.62			
2024	1	9565	7012908	Administration (Indirect)						21A			\$56,161.70			
2024	1	9571	7014782	Neighborhood & Housing Svcs - Homeless Supportive Housing (Indirect)						21A			\$36,890.51			
									21A	Matrix Code		\$5,447,373.70				
2021	1	9045	6952564	Fair Housing Awareness (Michigan Disability Rights Coalition)						21D			\$17,200.00			
2021	1	9045	7034784	Fair Housing Awareness (Michigan Disability Rights Coalition)						21D			\$38,000.00			
									21D	Matrix Code		\$55,200.00				
Total												\$5,523,273.70				

Year	Program	IDIS Activity	Activity Name	Address	Description	NatObj
1999	CDBG	3895	MCA RIMCO PROPERTIES	65 Cadillac	ACQUIRE LMH	
2016	CDBG	8229	Housing Pre-Development Rehab	2 Woodwa	Pre-develc LMH	
2016	CDBG	8446	CDBG Housing Rehab Loan Program (C	9636 W Pz	Provision c LMH	
2017	CDBG	8409	Neighborhood Service Organization (NS	882 Oakm	Support hc LMH	
2018	CDBG	8565	Conventional Home Repair (Sr)	459 Alfred	Emergenc LMH	
2018	CDBG	8568	Housing Pre Development Rehab	2 Woodwa	Pre-develc LMH	
2019	CDBG	8696	Conventional Home Repair (Sr)	97 Hazelw	Emergenc LMH	
2019	CDBG-CV	8810	CV-Housing and Financial Counseling (2	2 Woodwa	Housing al LMC	
2019	CDBG-CV	8824	CV - Homeless Public Service - Legal S	2727 2nd	Legal serv LMC	
2019	CDBG-CV	9191	CV-United Community Housing Coalitior	2727 2nd	This activit LMC	
2019	CDBG-CV	9222	CV-DRMM (Oasis Emergency Shelter) (1	13220 Wo	Emergenc LMC	
2019	CDBG-CV	9232	CV-United Community Housing Coalitior	2727 2nd	This activit LMC	
2019	CDBG-CV	8825	CV - Subsistence Payments- Homeless	2 Woodwa	This activit LMC	
2019	CDBG-CV	8827	CV - Subsistence Payments - Homeless	2727 2nd	This activit LMC	
2019	CDBG-CV	9190	CV-Code Blue (03T) (Reprogrammed C'	2 Woodwa	Code Blue LMC	
2019	CDBG-CV	9192	CV-Community Home Supports/Shelterc	220 Bagle	The Shelte LMC	
2019	CDBG-CV	9268	CV-Code Blue - (05Z) (Reprogrammed (	2 Woodwa	Code Blue LMC	
2019	CDBG-CV	9431	CV- AFG Miller Grove Permanent Suppc	16711 Bur	The Altern LMH	
2019	CDBG-CV	9432	CV- AFG Miller Grove Permanent Suppc	16711 Bur	The Altern LMH	
2019	CDBG-CV	9434	CV- The Anchor at Mariners Inn 4% - Pe	445 Ledy	The Anchc LMH	
2019	CDBG-CV	9435	CV- The Anchor at Mariners Inn 4% - Pe	445 Ledy	The Anchc LMH	
2019	CDBG-CV	9438	CV- The Anchor at Mariners Inn 9% - Pe	445 Ledy	The Anchc LMH	
2019	CDBG-CV	9439	CV- The Anchor at Mariners Inn 9% - Pe	445 Ledy	The Anchc LMH	
2020	CDBG	8938	Conventional Home Repair (Senior)	3737 Blain	Emergenc LMH	
2020	CDBG	9251	CDBG Housing Rehab Loan Program 0	3920 Van	Zero interc LMH	
2020	CDBG	9403	Pre-Dvlpt Affordable Hsg - Islandview G	2251 Sher	The Island LMH	
2020	CDBG	8865	Community Home Support (RR)	2111 Woo	Quickly rel LMC	
2020	CDBG	8884	Wayne Metro Community Action (RR)	7310 Woo	Quickly rel LMH	
2021	CDBG	9194	Conventional Home Repair (Sr Emergen	19700 Str	Emergenc LMH	
2021	CDBG	9104	Sugar Hill (Reprogrammed Funds 2021)	81 Garfiel	The Sugar LMH	
2021	CDBG	9105	Sugar Hill (Reprogrammed Funds 2021)	81 Garfiel	The Sugar LMH	
2021	CDBG	9106	Sugar Hill (Reprogrammed Funds 2021)	81 Garfiel	The Sugar LMH	
2021	CDBG	9277	Pre-Devlpt Affordable Housing LIFEBUG	15649 E 7	The LifeBt LMH	
2021	CDBG	9002	Cass Community Social Services (SO)	11745 Ros	Outreach t LMC	
2021	CDBG	9007	Coalition on Temporary Shelter (COTS)	26 Peterbc	Provides s LMC	
2021	CDBG	9010	Covenant House (ES)	2959 Marti	Provides s LMC	
2021	CDBG	9011	Detroit Health Dept Street Outreach (Co	2 Woodwa	The Detroi LMC	
2021	CDBG	9025	Ruth Ellis (RR)	77 Victor	S Quickly rel LMH	
2021	CDBG	9031	Wayne Metro Community Action (HP)	7310 Woo	Prevention LMH	
2022	CDBG	9153	Conventional Home Repair (Sr)	4400 Chat	Emergenc LMH	
2022	CDBG	9154	CDBG Housing Rehab Loan Program 0	17411 Nor	Zero interc LMH	
2022	CDBG	9531	CDBG Housing Rehab Loan Program 0	5060 Fisc	Zero interc LMH	
2022	CDBG	9532	CDBG Housing Rehab Loan Program 0	18463 Albi	Zero interc LMH	
2022	CDBG	9533	CDBG Housing Rehab Loan Program 0	17411 Nor	Zero interc LMH	
2022	CDBG	9534	CDBG Housing Rehab Loan Program 0	17411 Nor	Zero interc LMH	
2022	CDBG	9535	CDBG Housing Rehab Loan Program 0	17411 Nor	Zero interc LMH	
2022	CDBG	9536	CDBG Housing Rehab Loan Program 0	17411 Nor	Zero interc LMH	
2022	CDBG	9537	CDBG Housing Rehab Loan Program 0	17411 Nor	Zero interc LMH	
2022	CDBG	9538	CDBG Housing Rehab Loan Program 0	17411 Nor	Zero interc LMH	
2022	CDBG	9401	Pre-Development Affordable Housing (5	5800 Mich	03J Water LMH	

2022 CDBG	9404 Pre-Dvlpt Affordable Hsg - Mapleridge D	13623 Ma	The Osbor	LMH
2022 CDBG	9410 Pre-Development Affordable Housing (5	5800 Mich	Pre-Devel	LMH
2022 CDBG	9156 IFF	3917 McC	New const	LMC
2022 CDBG	9265 Green Stormwater Infrastructure (GSI) (	3106 16th	3106 16th	LMA
2022 CDBG	9122 Cody Rouge Community Action Alliance	19321 W	(Cody Rou	LMC
2022 CDBG	9123 Coleman A. Young Foundation	8425 W M	After scho	LMC
2022 CDBG	9146 Teen Hype Youth Development	1938 Fran	Peer educ	LMC
2022 CDBG	9203 Community Home Support (Shelter Repl	220 Bagle	Quickly rel	LMH
2022 CDBG	9206 Detroit Housing Services (formerly Code	2 Woodwa	Provision	LMC
2022 CDBG	9214 Ruth Ellis (RR)	77 Victor	Quickly rel	LMH
2023 CDBG	9406 Conventional Home Repair (Emergency	18803 Bre	Emergenc	LMH
2023 CDBG	9441 Choice Neighborhoods CCI 2: Streetsca	3106 16th	Design an	LMA
2023 CDBG	9302 Bridging Communities, Inc	6900 McG	Requestin	LMC
2023 CDBG	9303 Brilliant Detroit	5657 Larki	Building Ki	LMC
2023 CDBG	9304 Cass Community Social Services	11745 Ro	To provide	LMC
2023 CDBG	9305 Center for Employment Opportunities	7310 Woo	CEO progr	LMC
2023 CDBG	9306 Clark Park Coalition	1130 Clark	Provide ye	LMC
2023 CDBG	9307 Cody Rouge Community Action Alliance	19321 W	(Cody Rou	LMC
2023 CDBG	9308 Detroit Area Pre-College Engineering Pr	42 W War	Program p	LMC
2023 CDBG	9309 Detroit Horse Power	8425 W M	Detroit Ho	LMC
2023 CDBG	9310 Detroit Phoenix Center (DPC)	1420 Was	SOAR -Aft	LMC
2023 CDBG	9312 Dominican Literacy Center	5555 Conr	Adult Basi	LMC
2023 CDBG	9313 Family Assistance for Renaissance Men	18701 Gra	Provide re	LMC
2023 CDBG	9314 Give Merit	10100 Gra	FATE prog	LMC
2023 CDBG	9315 (The) Greening of Detroit	13000 W	Greening j	LMC
2023 CDBG	9316 International Institute of Metropolitan De	111 E Kirb	Adult Educ	LMC
2023 CDBG	9317 Jefferson East Business Association	300 River	Support S	LMA
2023 CDBG	9318 Joy-Southfield CDC	18917 Joy	HEART D	LMC
2023 CDBG	9319 Latin Americans for Social and Economi	4138 W V	Transport	LMC
2023 CDBG	9320 Luella Hannan Memorial	4750 Woo	Support to	LMC
2023 CDBG	9321 Matrix Human Services	13560 E M	Providing	LMC
2023 CDBG	9322 Mercy Education Project	7310 Woo	Mercy Edu	LMC
2023 CDBG	9323 My Community Dental Center (MCDC)	5555 Conr	Provides fi	LMC
2023 CDBG	9324 Neighborhood Legal Services (Wayne C	7310 Woo	To provide	LMC
2023 CDBG	9325 Project Healthy Community	18100 Me	Family We	LMC
2023 CDBG	9326 SER Metro Detroit	9301 Mich	SER ReB	LMC
2023 CDBG	9327 Siena Literacy Center	16888 Trir	Basic adul	LMC
2023 CDBG	9328 Southwest Detroit Business Association	7752 W V	El Arte en	LMC
2023 CDBG	9329 Southwest Economic Solution Corporati	1920 25th	MathUp is	LMC
2023 CDBG	9331 St. Vincent & Sarah Fisher Center	14061 Lap	Provides p	LMC
2023 CDBG	9333 Urban Neighborhood Initiative	8300 Long	To suppor	LMC
2023 CDBG	9334 Wellspring	16742 Lan	The progr	LMC
2023 CDBG	9335 World Medical Relief	21725 Mel	Provides p	LMC
2023 CDBG	9357 Public Service - Summer Jobs Program	440 E Con	Public sen	LMC
2023 CDBG	9421 Public Service - Summer Jobs Program	440 E Con	Public sen	LMC
2023 CDBG	9422 Public Service - Summer Jobs Program	440 E Con	Public sen	LMC
2023 CDBG	9543 Public Service - Summer Jobs Program	440 E Con	Public sen	LMC
2023 CDBG	9336 Alternatives for Girls	903 W Gr	(ES) Provi	LMC
2023 CDBG	9337 Cass Community Social Services Family	11850 Wo	(ES) Provi	LMC
2023 CDBG	9338 Cass Community Social Services (SO)	11745 Ro	(SO) Outr	LMC
2023 CDBG	9339 Cass Community Social Services (ES V	1534 Web	(ES Wm C	LMC
2023 CDBG	9340 Central United Methodist/NOAH (SO)	23 E Adan	(SO) Outr	LMC
2023 CDBG	9341 Coalition on Temporary Shelter (COTS)	26 Peterbc	(ES) Provi	LMC

2023 CDBG	9342 Covenant House (ES)	2959 Marti (ES) Provi LMC
2023 CDBG	9343 Detroit Rescue Mission Ministries- Wooc	13220 Wo (ES) Provi LMC
2023 CDBG	9347 Freedom House (ES)	Address S (ES) Provi LMC
2023 CDBG	9349 Michigan Veteran's Foundation (ES)	4626 Gran (ES) Provi LMC
2023 CDBG	9350 Neighborhood Service Organization (ES)	1533 Cadi (ES) Provi LMC
2023 CDBG	9351 Neighborhood Service Organization (SO)	882 Oakm (SO) Outre LMC
2023 CDBG	9353 Salvation Army (ES)	3737 Lawt (ES) Provi LMC
2023 CDBG	9354 YWCA Interim House (ES)	Address S (ES) Provi LMC
2023 CDBG	9409 DRMM E. Grand Blvd (Warming Center)	440 E Gra Provide a LMC
2024 CDBG	9453 Conventional Home Repair (Sr)	14244 Ros Emergenc LMH
2024 CDBG	9459 Accounting Aid Society	3031 W G To provide LMC
2024 CDBG	9460 Avalon Healing Center	601 Bagle Avalon LMC
2024 CDBG	9461 Bridging Communities, Inc	6900 McG Requestin LMC
2024 CDBG	9463 Carrie Morris Arts dba Detroit Puppet Cc	11745 Ros Serve you LMC
2024 CDBG	9464 Cass Community Social Services	11745 Ros Cass Com LMC
2024 CDBG	9465 Center for Employment Opportunities	7310 Woo CEO progr LMC
2024 CDBG	9466 Clark Park Coalition	1130 Clark CEO progr LMC
2024 CDBG	9467 Cody Rouge Community Action Alliance	19321 W C Cody Rou LMC
2024 CDBG	9468 Detroit Area Pre-College Engineering Pr	2111 Woo Program p LMC
2024 CDBG	9469 Detroit Association of Black Organizatio	12048 Gra Provides S LMC
2024 CDBG	9470 Detroit Horse Power	8425 W M Detroit Ho LMC
2024 CDBG	9474 Gay Elders of Metro Detroit dba MiGEN	290 W 9 N Caregiver LMC
2024 CDBG	9475 (The) Greening of Detroit	13000 W I Greening j LMC
2024 CDBG	9476 International Institute of Metropolitan De	111 E Kirb Adult Educ LMC
2024 CDBG	9477 Jefferson East Business Association	300 River Develop di LMC
2024 CDBG	9478 Latin Americans for Social and Economi	4138 W Vt Transport LMC
2024 CDBG	9479 Luella Hannan Memorial	4750 Woo Support to LMC
2024 CDBG	9480 Mariner's Inn	445 Ledya The Gamb LMC
2024 CDBG	9482 Mercy Education Project	1450 How Mercy Edu LMC
2024 CDBG	9483 Mosaic Youth Theatre	2251 Antie The Mosai LMC
2024 CDBG	9484 Neighborhood Legal Services (Wayne C	7310 Woo To provide LMC
2024 CDBG	9485 Project Healthy Community	18100 Me Family We LMC
2024 CDBG	9486 SER Metro Detroit	9301 Mich SER ReBu LMC
2024 CDBG	9487 Siena Literacy Center	16888 Trir Basic adul LMC
2024 CDBG	9488 Sistahs Reachin' Out	17567 Hut The Caree LMC
2024 CDBG	9489 Southwest Detroit Business Association	7752 W Vt El Arte en LMC
2024 CDBG	9491 Sowing Economic Empowerment (SEEC	16461 Var The SEED LMC
2024 CDBG	9492 St. Patrick Senior Center	58 Parson Provides n LMC
2024 CDBG	9493 St. Vincent & Sarah Fisher Center	14061 Lap Provides p LMC
2024 CDBG	9494 Student Advocacy Center	7650 2nd / Check & C LMC
2024 CDBG	9495 The Youth Connection	4777 E Ou Train you LMC
2024 CDBG	9496 Urban Neighborhood Initiative	8300 Long UNI progr LMC
2024 CDBG	9497 Wellspring	16742 Lan The progr LMC
2024 CDBG	9498 World Medical Relief	21725 Mel Provides p LMC
2024 CDBG	9499 Cass Community Social Services Family	11850 Wo (ES) Provi LMC
2024 CDBG	9500 Cass Community Social Services (SO)	11745 Ros (SO) Outre LMC
2024 CDBG	9503 Central United Methodist Church- NOA	23 E Adan (SO) Outre LMC
2024 CDBG	9504 Community & Home Supports (SO)	220 Bagle (SO) Outre LMC
2024 CDBG	9505 Coalition on Temporary Shelter (COTS)	16630 Wy (ES) Provi LMC
2024 CDBG	9506 Covenant House Michigan (ES)	2959 Marti (ES) Provi LMC
2024 CDBG	9507 Detroit Housing Services (Code Blue) (E	2 Woodwa (ES) Provi LMC
2024 CDBG	9508 Detroit Rescue Mission Ministires- Chica	12900 W C (ES) Seas LMC
2024 CDBG	9509 First Step (ES)	Address S (ES) Provi LMC

2024 CDBG	9510 Freedom House (ES)	Address S (ES) Provi LMC
2024 CDBG	9511 Michigan Veterans Foundation (ES)	4626 Gran (ES) Provi LMC
2024 CDBG	9512 Neighborhood Service Organization (ES	3364 Mac (ES) Provi LMC
2024 CDBG	9513 Neighborhood Service Organization (SO	882 Oakm (SO) Outr LMC
2024 CDBG	9514 The Salvation Army (ES)	3737 Hum (ES) Provi LMC

PctLM	MTX	Status	Objectives	Outcomes	Fund Dt	Funded	Draw Thru Amount
0	14A	O	0	0	1/8/2001	0.00	0.00
0	14A	O	2	1	8/17/2017	1,024,841.11	1,024,841.11
0	14A	O	2	2	5/28/2020	396,006.81	396,006.81
0	05S	O	1	1	2/6/2020	147,382.48	147,382.48
0	14A	O	1	1	4/11/2019	1,750,053.00	1,750,053.00
0	14A	O	2	2	4/17/2019	1,618,121.00	1,618,121.00
0	14A	O	2	1	8/5/2021	2,045,461.03	1,931,858.86
0	05X	O	1	1	3/12/2021	2,725,000.00	1,499,999.98
0	05C	O	1	1	5/11/2021	2,844,989.28	2,844,989.28
0	05C	O	1	1	10/6/2022	285,565.00	246,262.39
0	03T	O	1	1	2/17/2023	388,000.00	388,000.00
0	05Z	O	1	1	1/26/2023	214,435.00	214,435.00
0	05Q	O	1	3	2/15/2021	250,000.00	242,904.53
0	05Q	O	1	3	5/11/2021	1,154,974.00	1,136,596.80
0	03T	O	1	1	11/1/2022	600,000.00	68,743.63
0	03T	O	1	1	10/6/2022	300,000.00	297,204.13
0	05Z	O	1	1	3/18/2025	0.00	0.00
0	03I	O	2	2	8/20/2024	0.00	0.00
0	03J	O	2	2	8/20/2024	341,951.29	341,951.29
0	03J	O	2	2	8/19/2024	22,057.17	10,778.81
0	03I	O	2	2	8/19/2024	129,063.45	103,245.40
0	03J	O	2	2	10/3/2024	44,114.35	30,690.46
0	03I	O	2	2	10/3/2024	283,899.95	189,815.84
0	14A	O	1	1	4/14/2022	3,000,000.00	3,000,000.00
0	14A	O	1	1	4/10/2023	37,163.36	37,163.36
0	14A	O	2	2	4/16/2025	1,000,000.00	280,495.58
0	03T	O	1	1	6/4/2021	27,314.06	27,314.06
0	05S	O	2	2	6/5/2021	61,547.02	61,547.02
0	14A	O	1	1	3/30/2023	1,500,000.00	1,402,252.95
0	03K	O	2	2	4/20/2022	29,516.40	29,516.40
0	03L	O	2	2	4/20/2022	282,217.44	282,217.44
0	03J	O	2	2	4/20/2022	99,622.42	99,622.42
0	14A	O	2	2	5/22/2023	534,649.27	507,916.81
0	03C	O	1	1	#####	77,224.16	77,224.16
0	03T	O	1	1	#####	107,663.23	107,663.23
0	03T	O	1	1	#####	71,063.23	70,879.63
0	03C	O	1	1	#####	78,998.34	67,179.85
0	05S	O	2	2	#####	58,364.23	58,364.23
0	05S	O	2	2	#####	29,254.30	29,254.30
0	14A	O	1	1	8/16/2023	1,339,893.00	1,339,893.00
0	14A	O	1	1	11/7/2024	410,514.69	122,541.19
0	14A	O	1	1	3/13/2025	131,000.00	20,652.50
0	14A	O	1	1	3/13/2025	131,000.00	73,668.00
0	14A	O	1	1	3/13/2025	131,000.00	0.00
0	14A	O	1	1	3/13/2025	131,000.00	85,046.00
0	14A	O	1	1	3/13/2025	131,000.00	70,717.50
0	14A	O	1	1	3/13/2025	48,400.00	31,302.50
0	14A	O	1	1	3/14/2025	48,400.00	0.00
0	14A	O	1	1	3/14/2025	48,400.00	0.00
0	03J	O	2	2	2/28/2024	119,945.00	119,945.00

0	14A	O	2	2	5/8/2024	500,000.00	500,000.00
0	03I	O	2	2	3/20/2024	232,252.00	232,252.00
0	03E	O	1	1	2/12/2024	860,369.00	860,369.00
65.64	03I	O	1	1	4/11/2023	300,225.02	270,039.55
0	05D	O	1	1	#####	73,905.00	73,905.00
0	05D	O	1	1	#####	63,633.00	60,599.70
0	05D	O	1	1	#####	78,905.00	78,039.68
0	05S	O	2	2	#####	92,563.35	92,563.35
0	03T	O	1	1	#####	246,076.39	246,067.39
0	05S	O	2	2	#####	47,015.60	39,215.56
0	14A	O	1	1	1/31/2024	1,567,740.86	1,567,740.86
65.67	03K	O	1	1	#####	275,000.00	248,201.20
0	05A	O	1	1	4/1/2024	74,789.00	74,788.99
0	05D	O	1	1	9/27/2024	65,789.00	24,129.32
0	05H	O	1	1	4/4/2024	60,789.00	60,789.00
0	05H	O	1	1	7/15/2024	78,199.00	78,198.99
0	05D	O	1	1	4/4/2024	74,789.00	74,789.00
0	05D	O	1	1	9/27/2024	65,789.00	63,458.36
0	05D	O	1	1	8/30/2024	65,789.00	65,789.00
0	05D	O	1	1	7/2/2024	82,199.00	82,199.00
0	05D	O	1	1	9/27/2024	0.00	0.00
0	05Z	O	1	1	8/1/2024	78,199.00	78,199.00
0	05J	O	1	1	8/19/2024	60,789.00	60,789.00
0	05D	O	1	1	9/27/2024	78,199.00	32,041.77
0	05H	O	1	1	9/27/2024	65,789.00	65,789.00
0	05H	O	1	1	5/28/2024	90,789.00	90,789.00
68.58	05I	O	1	1	6/3/2024	60,789.00	60,780.00
0	05M	O	1	1	7/2/2024	60,789.00	58,731.00
0	05E	O	1	1	3/19/2024	70,789.00	70,789.00
0	05A	O	1	1	3/19/2024	82,200.00	82,200.00
0	05A	O	1	1	5/1/2024	65,789.00	65,757.46
0	05D	O	1	1	5/28/2024	78,199.00	78,199.00
0	05M	O	1	1	5/16/2024	82,199.00	81,859.92
0	05C	O	1	1	3/12/2024	65,789.00	65,739.00
0	05M	O	1	1	5/1/2024	70,042.81	70,042.81
0	05Z	O	1	1	5/1/2024	70,789.00	62,371.11
0	05H	O	1	1	4/3/2024	70,789.00	70,789.00
0	05Z	O	1	1	6/13/2024	60,789.00	59,653.00
0	05Z	O	1	1	8/28/2024	70,789.00	70,789.00
0	05Z	O	1	1	4/24/2024	70,789.00	70,789.00
0	05D	O	1	1	5/1/2024	70,789.00	70,789.00
0	05D	O	1	1	6/5/2024	90,790.00	90,790.00
0	05M	O	1	1	6/12/2024	74,789.00	72,794.32
0	05H	O	3	1	8/23/2024	243,682.05	243,682.05
0	05H	O	3	1	8/23/2024	312,897.44	312,897.44
0	05H	O	3	1	8/23/2024	325,731.96	325,731.96
0	05H	O	3	1	8/23/2024	275,778.79	275,778.79
0	03T	O	1	1	2/14/2024	100,000.00	100,000.00
0	03T	O	1	1	2/14/2024	250,000.00	250,000.00
0	03C	O	1	1	2/14/2024	281,361.79	281,361.79
0	03T	O	1	1	2/14/2024	200,000.00	200,000.00
0	03C	O	1	1	2/14/2024	236,500.00	236,500.00
0	03T	O	1	1	2/14/2024	122,193.02	122,193.02

0 03T	O	1	1 2/14/2024	83,000.00	83,000.00
0 03T	O	1	1 2/14/2024	50,000.00	50,000.00
0 03T	O	1	1 2/14/2024	198,657.01	198,657.01
0 03T	O	1	1 2/14/2024	88,546.03	88,546.03
0 03T	O	1	1 2/14/2024	250,000.00	250,000.00
0 03C	O	1	1 2/14/2024	185,000.00	185,000.00
0 03T	O	1	1 2/14/2024	110,000.00	110,000.00
0 03T	O	1	1 2/14/2024	83,000.00	83,000.00
0 03T	O	1	1 5/30/2024	408,077.00	408,077.00
0 14A	O	1	1 #####	4,000,000.00	733,719.58
0 05Z	O	1	1 2/20/2025	70,680.00	70,680.00
0 05M	O	2	2 3/10/2025	54,143.00	17,665.26
0 05A	O	1	1 3/10/2025	64,143.00	35,795.97
0 05L	O	2	2 3/10/2025	54,143.00	22,792.48
0 05M	O	1	1 2/26/2025	54,143.00	25,890.74
0 05H	O	1	1 3/10/2025	64,143.00	25,932.45
0 05D	O	1	1 2/27/2025	64,143.00	30,999.39
0 05D	O	1	1 2/26/2025	64,143.00	31,857.44
0 05D	O	1	1 4/17/2025	70,680.00	16,062.30
0 05A	O	1	1 2/25/2025	54,143.00	21,194.95
0 05D	O	1	1 2/11/2025	65,680.00	41,819.10
0 05G	O	1	1 4/15/2025	54,143.00	17,290.73
0 05H	O	1	1 5/12/2025	64,143.00	56,770.98
0 05H	O	1	1 5/12/2025	75,706.00	30,472.56
0 05I	O	1	1 3/10/2025	59,143.00	14,775.57
0 05A	O	1	1 2/26/2025	70,680.00	31,418.62
0 05A	O	1	1 3/4/2025	70,680.00	32,650.08
0 05M	O	1	1 3/10/2025	54,143.00	1,175.75
0 05Z	O	1	1 2/14/2025	70,680.00	24,943.98
0 05D	O	1	1 2/20/2025	70,680.00	55,528.96
0 05C	O	1	1 2/21/2025	64,143.00	38,365.40
0 05M	O	1	1 3/10/2025	65,680.00	30,918.06
0 05H	O	1	1 3/27/2025	64,143.00	44,412.77
0 05Z	O	1	1 3/10/2025	64,143.00	49,375.89
0 05H	O	1	1 3/10/2025	54,143.00	10,800.00
0 05D	O	1	1 4/11/2025	49,143.00	17,920.00
0 05Z	O	1	1 3/31/2025	70,680.00	44,038.33
0 05A	O	1	1 2/14/2025	70,680.00	33,315.00
0 05Z	O	1	1 2/25/2025	64,143.00	56,013.70
0 05Z	O	1	1 3/10/2025	54,143.00	26,190.58
0 05Z	O	1	1 2/21/2025	59,143.00	33,752.94
0 05L	O	1	1 3/10/2025	59,143.00	18,101.57
0 05D	O	1	1 3/10/2025	70,680.00	34,520.46
0 05M	O	1	1 3/10/2025	59,143.00	26,691.92
0 03T	O	1	1 1/27/2025	250,000.00	99,513.36
0 03C	O	1	1 1/27/2025	295,430.00	126,841.99
0 03T	O	1	1 1/27/2025	300,000.00	125,940.44
0 03T	O	1	1 1/27/2025	192,688.00	86,691.21
0 03T	O	1	1 1/27/2025	250,000.00	82,997.77
0 03T	O	1	1 1/27/2025	50,000.00	27,093.16
0 03T	O	1	1 1/27/2025	38,356.03	0.00
0 03T	O	1	1 1/27/2025	31,967.47	31,967.47
0 03T	O	1	1 1/27/2025	115,500.00	0.00



0	03T	O	1	1	1/27/2025	115,500.00	6,861.84
0	03T	O	1	1	1/27/2025	50,000.00	50,000.00
0	03T	O	1	1	1/27/2025	115,500.00	50,729.16
0	03T	O	1	1	1/27/2025	194,250.00	20,200.50
0	03T	O	1	1	1/27/2025	115,500.00	32,147.86

Draw In Amount	Balance	Accomp T	Report Ye	Actual By	Total Rac	Owner-X L	Owner-Loy	Owner-Loy
0.00	0.00	10	2000	0	0	0	0	0
0.00	0.00	10	0	0	0	0	0	0
44,048.84	0.00	10	2019,2020	7,20,0,0	27	4	17	6
0.00	0.00	04	2019,2020	6,31	37	6	0	0
0.00	0.00	10	2018,2019	9,48,74	131	1	124	6
0.00	0.00	10	2018,2020	3,0	3	0	0	3
5,075.00	#####	10	2021	64	64	0	64	0
0.00	#####	01	2020,2021	471,0,148	619	0	0	0
0.00	0.00	01	2020,2021	0,75,0	75	0	0	0
246,262.39	#####	01	0	0	0	0	0	0
90,356.60	0.00	01	2022	0	0	0	0	0
214,435.00	0.00	01	0	0	0	0	0	0
0.00	7,095.47	01	2021,2022	0,0	0	0	0	0
0.00	#####	01	2020,2021	0,69,0,14	83	0	0	0
0.00	#####	01	0	0	0	0	0	0
0.00	2,795.87	01	2022	0	0	0	0	0
0.00	0.00	01	0	0	0	0	0	0
0.00	0.00	10	0	0	0	0	0	0
341,951.29	0.00	10	0	0	0	0	0	0
10,778.81	#####	10	0	0	0	0	0	0
103,245.40	#####	10	0	0	0	0	0	0
30,690.46	#####	10	0	0	0	0	0	0
189,815.84	#####	10	0	0	0	0	0	0
0.00	0.00	10	2021,2022	15,52,1	68	0	68	0
3,627.09	0.00	10	2022,2023	2,1	3	1	1	0
280,495.58	#####	10	0	0	0	0	0	0
0.00	0.00	01	2021,2023	212,39	251	0	0	0
0.00	0.00	04	2023	79	79	0	0	0
0.00	#####	10	2022,2023	15,8	23	4	19	0
0.00	0.00	10	2021	0	0	0	0	0
0.00	0.00	10	2021	0	0	0	0	0
0.00	0.00	10	2021	0	0	0	0	0
107,098.95	#####	10	0	0	0	0	0	0
0.00	0.00	11	2021,2022	122,0	122	0	0	0
0.00	0.00	01	2021,2022	319,0	319	0	0	0
0.00	183.60	01	2021,2022	179,0	179	0	0	0
0.00	#####	11	2022	0	0	0	0	0
0.00	0.00	04	2021	17	17	0	0	0
0.00	0.00	04	2021,2022	40,221	261	261	0	0
0.00	0.00	10	2022,2023	1,27	28	19	9	0
122,541.19	#####	10	2024	11	11	3	3	4
20,652.50	#####	10	2024	1	1	1	0	0
73,668.00	#####	10	2024	8	8	1	2	3
0.00	#####	10	2024	1	1	0	1	0
85,046.00	#####	10	0	0	0	0	0	0
70,717.50	#####	10	0	0	0	0	0	0
31,302.50	#####	10	0	0	0	0	0	0
0.00	#####	10	0	0	0	0	0	0
0.00	#####	10	0	0	0	0	0	0
5,000.00	0.00	10	2023	0	0	0	0	0

327,120.00	0.00	10	0	0	0	0	0	0
5,000.00	0.00	10	2023	0	0	0	0	0
86,036.90	0.00	11	2023	0	0	0	0	0
45,369.48	#####	11	2023	0	0	0	0	0
25,032.17	0.00	01	2022,2023	45,160	205	0	0	0
4,315.96	3,033.30	01	2022,2023	49,35	84	0	0	0
78,039.68	865.32	01	2024	55	55	0	0	0
0.00	0.00	04	2023	271	271	0	0	0
246,067.39	9.00	01	2024	454	454	0	0	0
0.00	7,800.04	04	2022,2023	16,16	32	32	0	0
1,003,889.36	0.00	10	2023	19	19	10	9	0
248,201.20	#####	01	2023	0	0	0	0	0
45,177.07	0.01	01	2023	85	85	0	0	0
24,129.32	#####	01	0	0	0	0	0	0
17,247.24	0.00	01	2023	7	7	0	0	0
36,054.43	0.01	01	2023	25	25	0	0	0
41,252.64	0.00	01	2023	429	429	0	0	0
63,458.36	2,330.64	01	2024	392	392	0	0	0
65,789.00	0.00	01	2024	9062	9062	0	0	0
70,461.54	0.00	01	2023	18	18	0	0	0
0.00	0.00	01	0	0	0	0	0	0
72,907.83	0.00	01	2023	182	182	0	0	0
27,121.99	0.00	01	2023	44	44	0	0	0
32,041.77	#####	01	2024	203	203	0	0	0
65,789.00	0.00	01	2024	14	14	0	0	0
51,199.67	0.00	01	2023	119	119	0	0	0
54,735.77	9.00	01	2023	0	0	0	0	0
54,731.00	2,058.00	01	2023,2024	42,920	962	0	0	0
59,679.90	0.00	01	2023	0	0	0	0	0
42,342.51	0.00	01	2023	850	850	0	0	0
24,666.09	31.54	01	2023	48	48	0	0	0
40,446.62	0.00	01	2023	77	77	0	0	0
60,891.52	339.08	01	2023,2024	94,24	118	0	0	0
23,114.96	50.00	01	2023	263	263	0	0	0
29,391.98	0.00	01	2023	99	99	0	0	0
36,679.16	8,417.89	01	2023,2024	8,16	24	0	0	0
13,590.45	0.00	01	2023	173	173	0	0	0
57,500.00	1,136.00	01	2023	91	91	0	0	0
70,789.00	0.00	01	2023	8	8	0	0	0
54,784.42	0.00	01	2023	1772	1772	0	0	0
36,064.86	0.00	01	2023	320	320	0	0	0
49,333.52	0.00	01	2023	178	178	0	0	0
38,352.36	1,994.68	01	2023	52	52	0	0	0
243,682.05	0.00	01	2023	180	180	0	0	0
312,897.44	0.00	01	2023	238	238	0	0	0
325,731.96	0.00	01	2023	227	227	0	0	0
275,778.79	0.00	01	2023	188	188	0	0	0
97,513.02	0.00	01	2023	86	86	0	0	0
211,388.24	0.00	01	2023	168	168	0	0	0
181,202.42	0.00	11	2023	73	73	0	0	0
5,392.36	0.00	01	2023	133	133	0	0	0
110,417.18	0.00	11	2023	114	114	0	0	0
76,987.74	0.00	01	2023	166	166	0	0	0

33,828.82	0.00	01	2023	204	204	0	0	0
50,000.00	0.00	01	2023	234	234	0	0	0
181,438.23	0.00	01	2023	62	62	0	0	0
43,837.24	0.00	01	2023	90	90	0	0	0
119,300.26	0.00	01	2023	193	193	0	0	0
96,296.01	0.00	11	2023	86	86	0	0	0
59,886.19	0.00	01	2023	179	179	0	0	0
38,176.64	0.00	01	2023	70	70	0	0	0
223,143.81	0.00	01	2023	36	36	0	0	0
733,719.58	#####	10	0	0	0	0	0	0
70,680.00	0.00	01	2024	817	817	0	0	0
17,665.26	#####	01	2024	15	15	0	0	0
35,795.97	#####	01	2024	11	11	0	0	0
22,792.48	#####	01	0	0	0	0	0	0
25,890.74	#####	01	2024	46	46	0	0	0
25,932.45	#####	01	2024	18	18	0	0	0
30,999.39	#####	01	2024	121	121	0	0	0
31,857.44	#####	01	0	0	0	0	0	0
16,062.30	#####	01	2024	655	655	0	0	0
21,194.95	#####	01	2024	60	60	0	0	0
41,819.10	#####	01	2024	16	16	0	0	0
17,290.73	#####	01	2024	24	24	0	0	0
56,770.98	7,372.02	01	2024	17	17	0	0	0
30,472.56	#####	01	2024	17	17	0	0	0
14,775.57	#####	01	0	0	0	0	0	0
31,418.62	#####	01	0	0	0	0	0	0
32,650.08	#####	01	2024	130	130	0	0	0
1,175.75	#####	01	0	0	0	0	0	0
24,943.98	#####	01	2024	56	56	0	0	0
55,528.96	#####	01	2024	32	32	0	0	0
38,365.40	#####	01	0	0	0	0	0	0
30,918.06	#####	01	2024	26	26	0	0	0
44,412.77	#####	01	2024	6	6	0	0	0
49,375.89	#####	01	2024	93	93	0	0	0
10,800.00	#####	01	0	0	0	0	0	0
17,920.00	#####	01	2025	45	45	0	0	0
44,038.33	#####	01	2024	11	11	0	0	0
33,315.00	#####	01	2024	724	724	0	0	0
56,013.70	8,129.30	01	2024	185	185	0	0	0
26,190.58	#####	01	2024	8	8	0	0	0
33,752.94	#####	01	2024	29	29	0	0	0
18,101.57	#####	01	2024	36	36	0	0	0
34,520.46	#####	01	2024	35	35	0	0	0
26,691.92	#####	01	2024	44	44	0	0	0
99,513.36	#####	01	0	0	0	0	0	0
126,841.99	#####	11	0	0	0	0	0	0
125,940.44	#####	01	0	0	0	0	0	0
86,691.21	#####	01	0	0	0	0	0	0
82,997.77	#####	01	0	0	0	0	0	0
27,093.16	#####	01	0	0	0	0	0	0
0.00	#####	01	0	0	0	0	0	0
31,967.47	0.00	01	2024	58	58	0	0	0
0.00	#####	01	0	0	0	0	0	0

6,861.84	#####	01	0	0	0	0	0	0
50,000.00		0.00 01	0	0	0	0	0	0
50,729.16	#####	01	0	0	0	0	0	0
20,200.50	#####	01	0	0	0	0	0	0
32,147.86	#####	01	0	0	0	0	0	0

[illegible]

[illegible]

[illegible]



[illegible]

[illegible]

0	0	0	0	0	0	0	0	0	0
0	0	0	0	0	0	0	0	0	0
0	0	0	0	0	0	0	0	0	0
0	0	0	0	0	0	0	0	0	0
0	0	0	0	0	0	0	205	0	205
0	0	0	0	0	0	0	16	68	84
0	0	0	0	0	0	35	0	20	55
0	0	0	0	0	0	0	0	0	0
0	0	0	0	0	454	0	0	0	454
0	0	0	0	0	0	0	0	0	0
9	0	0	0	0	0	0	0	0	0
0	0	0	0	0	0	0	0	0	0
0	0	0	0	0	85	0	0	0	85
0	0	0	0	0	0	0	0	0	0
0	0	0	0	0	7	0	0	0	7
0	0	0	0	0	25	0	0	0	25
0	0	0	0	0	0	209	161	58	428
0	0	0	0	0	0	392	0	0	392
0	0	0	0	0	5519	2736	807	0	9062
0	0	0	0	0	18	0	0	0	18
0	0	0	0	0	0	0	0	0	0
0	0	0	0	0	142	32	0	8	182
0	0	0	0	0	44	0	0	0	44
0	0	0	0	0	203	0	0	0	203
0	0	0	0	0	14	0	0	0	14
0	0	0	0	0	84	35	0	0	119
0	0	0	0	0	0	0	0	0	0
0	0	0	0	0	0	0	962	0	962
0	0	0	0	0	0	0	0	0	0
0	0	0	0	0	0	610	240	0	850
0	0	0	0	0	4	33	11	0	48
0	0	0	0	0	35	30	10	2	77
0	0	0	0	0	66	17	30	5	118
0	0	0	0	0	25	223	15	0	263
0	0	0	0	0	17	51	31	0	99
0	0	0	0	0	22	2	0	0	24
0	0	0	0	0	86	80	7	0	173
0	0	0	0	0	0	10	71	10	91
0	0	0	0	0	4	3	1	0	8
0	0	0	0	0	879	591	254	48	1772
0	0	0	0	0	320	0	0	0	320
0	0	0	0	0	108	45	25	0	178
0	0	0	0	0	5	9	28	10	52
0	0	0	0	0	99	50	29	2	180
0	0	0	0	0	154	64	18	2	238
0	0	0	0	0	136	61	28	2	227
0	0	0	0	0	117	42	29	0	188
0	0	0	0	0	80	6	0	0	86
0	0	0	0	0	168	0	0	0	168
0	0	0	0	0	73	0	0	0	73
0	0	0	0	0	133	0	0	0	133
0	0	0	0	0	114	0	0	0	114
0	0	0	0	0	166	0	0	0	166

[illegible]

[illegible]

[illegible]

0	0	0	0	0	0	0	0	0	0
0	0	0	0	0	0	0	0	0	0
0	0	0	0	0	0	0	0	0	0
0	0	0	0	0	0	0	0	0	0
1	0	0	0	0	0	0	0	0	0
0.19	0	0	0	0	0	0	0	0	0
0.63	0	0	0	0	0	0	0	0	0
0	0	0	0	0	16	0	0	0	0
1	0	0	0	0	0	7	0	0	0
0	0	0	0	2	0	0	0	0	0
0	0	0	0	0	0	0	0	0	0
0	0	0	0	0	0	0	0	0	0
1	0	0	0	0	0	16	0	0	0
0	0	0	0	0	0	0	0	0	0
1	0	0	0	0	0	2	0	0	0
1	0	0	0	0	0	0	0	0	0
0.86	0	0	0	0	0	311	0	0	254
1	0	0	0	0	0	0	0	0	0
1	0	0	0	0	0	0	0	0	0
1	0	0	0	0	0	2	0	0	0
0	0	0	0	0	0	0	0	0	0
0.95	0	0	0	0	0	3	0	0	1
1	0	0	0	0	0	0	0	0	0
1	0	0	0	0	0	0	0	0	0
1	0	0	0	0	0	0	0	0	0
1	0	0	0	0	0	71	0	0	0
0	0	0	0	0	0	0	0	0	0
1	0	0	0	0	0	93	0	0	0
0	0	0	0	0	0	0	0	0	0
1	0	0	0	0	0	12	0	0	8
1	0	0	0	0	0	0	0	0	0
0.97	0	0	0	0	0	52	0	0	52
0.95	0	0	0	0	0	6	0	0	0
1	0	0	0	0	0	11	0	0	0
1	0	0	0	0	0	3	0	0	1
1	0	0	0	0	0	1	0	0	1
1	0	0	0	0	0	5	0	0	1
0.89	0	0	0	0	0	85	0	0	0
1	0	0	0	0	0	4	0	0	4
0.97	0	0	0	0	0	39	0	0	5
1	0	0	0	0	0	294	0	0	283
1	0	0	0	0	0	0	0	0	0
0.8	0	0	0	0	0	2	0	0	0
0.98	0	0	0	0	0	0	0	0	0
0.99	0	0	0	0	0	3	0	0	0
0.99	0	0	0	0	0	5	0	0	3
1	0	0	0	0	0	2	0	0	2
1	0	0	0	0	0	4	0	0	0
1	0	0	0	0	0	9	0	0	4
1	0	0	0	0	0	3	0	0	0
1	0	0	0	0	0	3	0	0	1
1	0	0	0	0	0	19	0	0	5
1	0	0	0	0	0	3	0	0	0

[illegible]



[illegible]

[illegible]

0	0	0	0	0	0	0	0	0	0
0	0	0	0	0	0	0	0	0	0
0	0	0	0	0	0	0	0	0	0
0	0	0	0	0	0	0	0	0	0
0	0	201	0	0	0	0	0	0	0
0	0	80	0	0	0	0	0	0	0
0	0	55	0	0	0	0	0	0	0
0	248	0	0	1	0	0	0	0	0
0	0	260	0	0	0	0	0	0	0
27	0	0	0	0	0	0	0	0	0
19	0	0	0	0	0	0	0	0	0
0	0	0	0	0	0	0	0	0	0
0	0	52	0	0	0	0	0	2	0
0	0	0	0	0	0	0	0	0	0
0	0	5	0	0	0	0	0	0	0
0	0	23	0	0	0	0	0	0	0
0	0	36	0	0	5	0	0	40	0
0	0	392	0	0	0	0	0	0	0
0	0	8677	0	0	401	0	0	0	0
0	0	13	0	0	0	0	0	0	0
0	0	0	0	0	0	0	0	0	0
0	0	176	0	0	0	0	0	1	0
0	0	44	0	0	0	0	0	0	0
0	0	203	0	0	0	0	0	0	0
0	0	13	0	0	0	0	0	0	0
0	0	34	0	0	0	0	0	14	0
0	0	0	0	0	0	0	0	0	0
0	0	802	0	0	3	0	0	0	0
0	0	0	0	0	0	0	0	0	0
0	0	838	0	0	0	0	0	0	0
0	0	48	0	0	0	0	0	0	0
0	0	17	0	0	0	0	0	0	0
0	0	112	0	0	0	0	0	0	0
0	0	236	0	0	0	0	0	0	0
0	0	91	0	0	0	0	0	0	0
0	0	21	0	0	0	0	0	0	0
0	0	165	0	0	0	0	0	1	0
0	0	5	0	0	0	0	0	1	0
0	0	4	0	0	0	0	0	0	0
0	0	1701	0	0	12	0	0	0	0
0	0	26	0	0	0	0	0	0	0
0	0	178	0	0	4	0	0	0	0
0	0	48	0	0	0	0	0	1	0
0	0	178	0	0	1	0	0	0	0
0	0	198	0	0	0	0	0	26	0
0	0	148	0	0	3	0	0	0	0
0	0	170	0	0	3	0	0	1	0
0	0	79	0	0	0	0	0	0	0
0	0	155	0	0	1	0	0	0	0
0	0	70	0	0	0	0	0	0	0
0	0	126	0	0	0	0	0	4	0
0	0	81	0	0	2	0	0	0	0
0	0	160	0	0	0	0	0	0	0

[illegible]

[illegible]

[illegible]

[illegible]

[illegible]



[illegible]

[illegible]

[illegible]

[illegible]

[illegible]

[illegible]

[illegible]

[illegible]



[illegible]

[illegible]

[illegible]

[illegible]

[illegible]

[illegible]



[illegible]



[illegible]

[illegible]

0	0	0	0	0	0	0	0	0
0	0	0	0	0	0	0	0	0 (PY23): Funds draw
0	0	0	0	0	0	0	0	0 (PY23): The \$774,33
0	0	0	0	0	0	0	0	0 (PY23): The work th
0	0	0	0	0	0	205	0	0 (PY22):. (PY23):
0	0	0	0	0	0	84	0	0 (PY22):. (PY23):
0	0	0	0	0	0	55	0	0 (PY24):
0	0	0	0	0	0	271	2	0 (PY23): Quickly reh
0	0	0	0	0	0	454	0	0 (PY24):
0	0	0	0	0	0	32	0	0 (PY22):. (PY23): Du
0	0	0	0	0	0	19	0	0 (PY23): 18803Bretto
0	0	0	0	0	0	0	0	0 (PY23):
0	0	0	0	0	0	85	14	0 (PY23):
0	0	0	0	0	0	0	0	0
0	0	0	0	0	0	7	0	0 (PY23): The class m
0	0	0	0	0	0	25	0	0 (PY23): In August 20
0	0	0	0	0	0	429	259	0 (PY23): Supervised '
0	0	0	0	0	0	392	0	0 (PY24):
0	0	0	0	0	0	9062	401	0 (PY24):
0	0	0	0	0	0	18	0	0 (PY23):
0	0	0	0	0	0	0	0	0
0	0	0	0	0	0	182	2	0 (PY23):
0	0	0	0	0	0	44	0	0 (PY23):
0	0	0	0	0	0	203	0	0 (PY24):
0	0	0	0	0	0	14	0	0 (PY24):
0	0	0	0	0	0	119	0	0 (PY23):
0	0	0	0	0	0	0	0	0 (PY23): Precinct Cor
0	0	0	0	0	0	962	3	0 (PY23):. (PY24):
0	0	0	0	0	0	0	0	0 (PY23): Provided tra
0	0	0	0	0	0	850	8	0 (PY23): Services prc
0	0	0	0	0	0	48	0	0 (PY23): The Transpc
0	0	0	0	0	0	77	53	0 (PY23): The final tw
0	0	0	0	0	0	118	0	0 (PY23): All patients
0	0	0	0	0	0	263	0	0 (PY23):
0	0	0	0	0	0	99	1	0 (PY23): Participants
0	0	0	0	0	0	24	1	0 (PY23): In the month
0	0	0	0	0	0	173	2	0 (PY23):
0	0	0	0	0	0	91	0	0 (PY23): We success'
0	0	0	0	0	0	8	4	0 (PY23): Seven new i
0	0	0	0	0	0	1772	32	0 (PY23):
0	0	0	0	0	0	320	283	0 (PY23): During June
0	0	0	0	0	0	178	4	0 (PY23): 19 days, Kur
0	0	0	0	0	0	52	0	0 (PY23):
0	0	0	0	0	0	180	1	0 (PY23): 54 Detroit yc
0	0	0	0	0	0	238	0	0 (PY23): 238 Detroit y
0	0	0	0	0	0	227	64	0 (PY23): Detroit youtl
0	0	0	0	0	0	188	11	0 (PY23): 104 Detroit y
0	0	0	0	0	0	86	0	0 (PY23): The ESG prc
0	0	0	0	0	0	168	5	0 (PY23): The Family
0	0	0	0	0	0	73	0	0 (PY23): Street Outre
0	0	0	0	0	0	133	1	0 (PY23): The Warmin
0	0	0	0	0	0	114	7	0 (PY23): "NOAH serv
0	0	0	0	0	0	166	0	0 (PY23): COTS provic

0	0	0	0	0	0	204	6 (PY23): Of the indivi
0	0	0	0	0	0	234	8 (PY23):
0	0	0	0	0	0	62	19 (PY23): Freedom Ho
0	0	0	0	0	0	90	3 (PY23): MVF succes
0	0	0	0	0	0	193	4 (PY23): During this i
0	0	0	0	0	0	86	0 (PY23): During this i
0	0	0	0	0	0	179	5 (PY23): "45 Attained
0	0	0	0	0	0	70	0 (PY23): Worked with
0	0	0	0	0	0	36	0 (PY23):
0	0	0	0	0	0	0	0 0
0	0	0	0	0	0	817	20 (PY24):
0	0	0	0	0	0	15	0 (PY24):
0	0	0	0	0	0	11	0 (PY24):
0	0	0	0	0	0	0	0 0
0	0	0	0	0	0	46	1 (PY24):
0	0	0	0	0	0	18	0 (PY24):
0	0	0	0	0	0	121	0 (PY24):
0	0	0	0	0	0	0	0 0
0	0	0	0	0	0	655	47 (PY24):
0	0	0	0	0	0	60	0 (PY24):
0	0	0	0	0	0	16	0 (PY24):
0	0	0	0	0	0	24	0 (PY24):
0	0	0	0	0	0	17	2 (PY24):
0	0	0	0	0	0	17	8 (PY24):
0	0	0	0	0	0	0	0 0
0	0	0	0	0	0	0	0 0
0	0	0	0	0	0	130	2 (PY24):
0	0	0	0	0	0	0	0 0
0	0	0	0	0	0	56	45 (PY24):
0	0	0	0	0	0	32	0 (PY24):
0	0	0	0	0	0	0	0 0
0	0	0	0	0	0	26	0 (PY24):
0	0	0	0	0	0	6	2 (PY24):
0	0	0	0	0	0	93	0 (PY24):
0	0	0	0	0	0	0	0 0
0	0	0	0	0	0	45	45 (PY25):
0	0	0	0	0	0	11	0 (PY24):
0	0	0	0	0	0	724	0 (PY24):
0	0	0	0	0	0	185	1 (PY24):
0	0	0	0	0	0	8	0 (PY24):
0	0	0	0	0	0	29	0 (PY24):
0	0	0	0	0	0	36	31 (PY24):
0	0	0	0	0	0	35	0 (PY24):
0	0	0	0	0	0	44	0 (PY24):
0	0	0	0	0	0	0	0 0
0	0	0	0	0	0	0	0 0
0	0	0	0	0	0	0	0 0
0	0	0	0	0	0	0	0 0
0	0	0	0	0	0	0	0 0
0	0	0	0	0	0	0	0 0
0	0	0	0	0	0	0	0 0
0	0	0	0	0	0	0	0 0
0	0	0	0	0	0	58	0 (PY24):
0	0	0	0	0	0	0	0 0



--	--	--	--	--	--	--	--	--	--

ay 20063 McCormick 11606 Roxbury 22153 Pickford 18530 Orleans 19711 Mark Twain 17290 Shaftsbury

on: Completion of 9 Single-Family Residential units. (PY19): 14596 Prest -48227, 11410 Sanford ÃÂÃÂ  
116675 San JuanDetroit Fitz-Forward16230 LilacDetroit Fitz-Forward16670 TullerDetroit. (PY20): Const  
alwood 3296Collingwood 20138Hubbell 6250Ashton 1549Belvidere 3516Annabelle 19459Gallagher 391!  
its data reported are: WMCAA (295), U Snap Back (26) and Central Detroit Christian (150).. (PY21): Ac  
gal services. (PY21): United Community Housing Coalition provided legal services for 75 Detroiters to

Shelters - Operating costs to provide shelter beds which will prevent overcrowding at other shelters; I

IE Report Activities covered lodging, housing applications, and other expenses supporting Code Blue  
gal representation to low-income households. (PY21): 69 Households served were in need of legal ass

ill 6304May 16925Carlisle 838Calvert 8815Witt 15761Monte Vista 8311Prairie 6051Epworth 14553Dolphi  
ce 4437McClellan 19251CDBG Housing Rehab Loan Program 0% interest (NRSA 1)CDBG2023B23MC2

oused 212 persons in families and individuals that are literally homeless.. (PY23): In FY2024, we have

urg 19616-18Alcoy 5653Trenton 18609Goddard 10420Bonita 5984Coplin 3035Sheridan 2219Fairvie  
n are for costs to complete 03K Street Improvements work for the project that will benefit low- and mo  
n are for costs to complete 03L Sidewalks work for the project that will benefit low- and moderate-incc  
n are for costs to complete 03J Water/Sewer Improvements work for the project that will benefit low- a

treach program outside business hours that focused on unsheltered persons. Accomplishment Data k  
vided shelter for families (male, female and children). Accomplishment Data being reconciled.

eporting period, Covenant House Michigan's Caritas Center youth continued to participate in the empl

eporting period, two RRH client moved into housing for the first time, two RRH client obtained a HCV f

577Dexter 9451Wayburn 5010Whitfield 14162Cedargrove 3757Rohns 6711Lark 9144E Outer Dr 4812Alte

as were completed in NRSA #1 (IDIS #9531) in the 0% program during the current CAPER reporting per  
nes were completed in NRSA #2 (IDIS #9532) in the 0% program during the current CAPER reporting p  
es were completed in NRSA #3 (IDIS #9533) in the 0% program during the current CAPER reporting pe

n are for costs to complete 03I - Flood Drainage Improvements - 570.201(c) - work for the project that v

n are for costs to complete 03I - Flood Drainage Improvements - 570.201(c) - work for the project that v  
2.10 paid to IFF is for architectural, engineering, legal, acquisition, and environmental work associated  
at has been completed so far aligns with the deliverables. Design and engineering has advanced to de

ring the reporting period 16 clients were provided with ongoing case management support and financi  
n 4706Neff 6842Abington 4820Seyburn 14240Jane 9226Schaefer Hwy 17516Lumpkin 12604Filbert 6711

eets daily. Four days week are spent in study, review and preparation (3 hours daily). On Fridays, clas  
124, CEO's program model provided immediate and effective job readiness services to justiceimpacted  
volunteers from the Community Service Program that helps cleaning, painting all Clark Park work area

mmunity meetings/workshops were held where the community received crime stat analysis, updates c

nsportation, food assistance, and help in obtaining access to other vital services and senior wellness  
vided during May 2024: Information/Referral, Case Management, Mental Health, Telephone Reassuran  
ortation program continues to provide Detroit seniors with needed trips within the city limits and surro  
o summer camps took place in the month of August. The first one was video game coding for middle s  
covered by this grant received general dental care at the My Community Dental Centers office at 5555

in the Family Wellness Program benefited from the expertise of the program's health coaches, includi  
1 of July, our program continued to be on a hiatus. The Program Services Manager is no longer with SI

fully began classes for our COMPAS students. We had a new variety of students join COMPAS and ha  
ntakes during August. One client earned a GED in July. A new employee was hired to teach advance k

, our schedule was packed with activities! We organized site clean-ups, returned supplies to the cente  
non: 8 math, 19 reading students with daily worksheets, 3.5 reading and 1 math grade level increases.

outh in the Neighborhood Revitalization Strategy Area (NRSA 1) were employed in summer jobs from J  
outh in the Neighborhood Revitalization Strategy Area (NRSA 2) were employed in summer jobs from  
h in the Neighborhood Revitalization Strategy Area (NRSA 3) were employed in summer jobs  
outh in the Neighborhood Revitalization Strategy Area (NRSA 4) were employed in summer jobs from  
ogram served 86 clients (9 new in July) from 1/1/2024-7/31/2024. Out of the 6 clients that exited this mo  
Shelter served a total of 168 clients from 1/1/24 - 7/31/24. 61% of those clients were under the age of 11  
ach served a total of 79 clients from 1/1/2024 - 7/31/2024. of the 24 leavers, 10 exited to a permanent h  
g Center served a total of 91 clients from 11/1/2023 - 1/31/2024, 45 of whom were under the age of 18. 3  
ed 73 client during the month of July. 8 new clients were enrolled during the month of July. 3 clients v  
ded emergency shelter for 166 individuals from 1/1/24- 2/29/24. This consisted of 45 households with 1

duals who exited the emergency shelter over the course of July, 16 left to positive housing destination  
use Detroit was over capacity during January. 62 clients were served from 1/1/2024 to 1/31/2024. No c  
reporting period, NSO's Detroit Healthy Housing Center (DHHC) served 193 clients from 1/1/2024-7/31/24.  
reporting period, NSO's Street Outreach Program served a total of 86 clients from 1/1/24-7/31/24. Recei  
employment, 145 maintained employment, 88 obtained vital documents, 415 attended workshops, 54  
partners in providing additional support groups; started discussion with the Humane Society to assi





--	--	--	--	--	--	--	--	--	--

1. (PY20): 7500 Dolphin 16900 Fenton 3941 BEWICK 17365 Steel 18516 Birwood 3748 Helen 19506 Free

48205, 4668 Lillibridge 48214, 2999 Northwestern 48206, 9  
 truction services provided for the Marlborough Apartments Project at 910 & 1031 Marlborough  
 9Helen 3220Beatrice 19945Conley 18234Rosemont 16614Ashton 16656Lauder 19161Warrington 19206  
 accomplishment Data is in SAGE CV Quarterly Report. (PY22): U-Snap Back - Jan-Mar 23 added 5.23.23  
 prevent eviction. (see SAGE-CV report). (PY22): United Community Housing Coalition provided legal

PPE to shelter residents and staff; cleaning/disinfecting to prevent spread of COVID-19; essential serv

Program. (PY22): Activities covered lodging, housing applications, and other expenses supporting C  
 istance because they were at risk of or in the eviction process, had to move out of their current unit, c

n 4268Wayburn 19357Annchester 8714Bliss 12960Payton 14220Strathmoor 14344Coyle. (PY22): 37371  
 60006PIHUDMCDETROIT, MIN\$2,588.77Completed12/06/2023View. (PY23):

moved 80 people into units in an average LOT of 57.18 days. 72% of our clients exited within 180 days

ow 4270Tireman 238Trowbridge 6451Rutland 18041Birwood 13879Maine 10239Mendota 6510Mettet  
 derate-income persons. The overall project construction is 100% complete and the developer has star  
 me persons. The overall project construction is 100% complete and the developer has started leasing  
 and moderate-income persons. The overall project construction is 100% complete and the developer h

loyment skills program where they were assisted with preparing for the world of work. As job retentio

for the first time, and 17 clients were provided with ongoing case management support and financial a

or 9191Yorkshire 19633Dequindre 2959Calvert 2012Taylor 13071Rosemary 14445Kent 7404Sarena 4817

will provide Low/Mod Housing (LMH). The overall project is approximately 67% complete. 5800 Michig;

will provide Low/Mod Housing (LMH). The overall project is approximately 67% complete. 5800 Michigan with the building of the early childhood center. We retain the last 10% of our contracts until the beneficiaries demonstrate best practices for incorporating Green Stormwater Infrastructure (GSI) into the public right

ial assistance as applicable. REC assisted a transfer client from another agency with moving into a new home. Lark 8571 Appoline 19960 Hull 14400 Pembroke 19626 Fenelon 12685 Indiana 9621 Mt. Elliott 2564 Tuxedo

s members get hands-on experience with a variety of green jobs. They are paid more than minimum wage for their work. Participants received P2E job readiness training, on-the-job transitional work experience, and job placement assistance. Staff successfully completed virtual training, workshops, and meetings with staff, CDBG (NOF) set

on trends, and information on community resources, public safety threats, and vulnerable sites.

school girls. The campers learned how to code, add sound, add graphics, and play their video games. Connor Street. Services include prosthetics, diagnostic care, restorations, oral surgery, hygiene and

ing PHC's education director, registered dietitian, and clinical therapist, over the course of the 12-week program. ER Metro as of mid-July. Overall, we have the career coach position, ReBuild Detroit Instructor, and th

er, and attended training sessions on CPR and Youth Voice. After planning for summer programming, we had 4 teens participated in a leadership opportunity through Teen Council meetings. 3 youth participated

8. 96 clients exited the program. Of the 96 leavers, 79 had one source of health insurance and 9 had no health insurance. 15 had one source of health insurance, and 5 had more than one source of health insurance. 30 clients exited the program, 7 clients exited to permanent housing. At exit, 26 clients had one source of health insurance, 15 had no health insurance, and 5 had more than one source of health insurance. 3 were exited during the month of July. Of those 3, 2 were exited to PSH or RRH programs and 1 was exited to a permanent housing situation.

2024. DHHC exited 39% of clients served to permanent housing destinations. Please note that this number is preliminary, several clients were matched to housing programs. Staff now have space on their caseload and 15 severed MI Bridges, 203 maintained higher education, 270 served in overflow services, Assessed for



--	--	--	--	--	--	--	--	--	--

land 17373 Birwood 22330 Curtis Street 17318 Ilene 6044 MAXWELL 10360 ROXBURY 20550 Conley 19  
531 Decater - 48227, 11609 Duchess 48224, 2163-65 Field 48214, 176  
Oakfield 18980Appoline 16537Wisconsin 8467Braille 4206Somerset 20144Stansbury 14541Promenade

or were impacted by COVID. (see CV-SAGE REport). (PY22): Accomplishment Data being reconciled..

Blaine 18862Marx 15761Monte Vista 1714Gladstone 13337Wilshire 19411Algonac 2241Ferry Park 12631

, with 93% securing permanent housing. We are currently providing rental assistance to and housing  
al. (PY23): 16107Lamphere 2469Atkinson 14461Eastwood 20412Cherrylawn 14013Fairmount 11707Sar  
ted leasing activities. Demographic and accomplishment data for the project is expected to be availab  
activities. Demographic and accomplishment data for the project is expected to be available and ente  
as started leasing activities. Demographic and accomplishment data for the project is expected to be

n has been an issue, these skills are invaluable to assisting youth with the necessary tools to succee  
assistance as applicable. Two parenting youth in RRH were connected to infant mental health services  
Townsend 1675E Outer Dr 14878Houston Whittier 10685Lakepointe 7781Ashton 17558Pennington 158

an Avenue is projected to be substantially complete in Q4 of 2024 with demographic and accomplishr

an Avenue is projected to be substantially complete in Q4 of 2024 with demographic and accomplishr  
: of way within streetscape improvements (in Historic and North Corktown), 10th Street Greenway (in

w unit. Also during the reporting period, we lowered our average length of time from program entry to  
12777Marlowe 4043Garland 5234Chatsworth

, job coaching to address employment barriers and job development/placement services to secure pl

The second camp was health and wellness camp for girls of all ages. Each day featured a different ou

e Program services Manager position vacant. There is a RFP out for a consultant to provide feedback

we went on a team building trip before officially starting on June 24th. The team was eager to begin pr  
in STEM sessions providing hands on engineering projects. 5 teens participated in leadership trainin

more than one source of health insurance. 70 left to a permanent housing destination, and 4 left to a tr

he number of new clients enrolled should increase in August. NSO Street Outreach Navigation remain





--	--	--	--	--	--	--	--	--	--

1364 Robson 18876 Gable 11240 COURVILLE 14900 Manor St. 20176 Prairie 17360 Huntington 19361 In  
58 Hoover 48205, 15042 Carlisle 48205, 3246 Collingwood 18435St. Marys 9625Prairie 18600Jos Campau 15365Bentler 3127Theodore 17127Griggs 4145Eastlawn

1Cheyenne 12700Riad 19933Indiana 8890Marlowe 5726Baldwin 8815Witt 12088Auburn 19331Cherrylav  
stabilization services to 7 previously homeless households, and housing stabilization services to 18 p  
nford 16566Chatham 9141Haverhill

d. In addition, youth continued to receive assistance with housing in order to stay focused on their go  
; to support parents and new born children with their mental health needs. One client exited the progr  
88Turner 14613Longacre 613Englewood 18710Harlow 11622N Martindale 11311College

Historic Corktown), Clement Kerr Gardens (1661 Bagley Street, Historic Corktown) , and the Bridge L-

being placed in a unit. Finally, this program ramped down at the end of the reporting period. Four clie

acement in permanent employment that aligns with their skills, experience, and career goals. There wa

ting. The campers participated in a circus class, yoga, mini golf, cooking class, and a ninja warrior ob:

to us on the program on ways to improve the curriculum weâre using. In July, we held an advisory

ogramming early, and we were thrilled to see many familiar faces from last year. Our main focus this s

ed fully staffed with 1 Case Manager and 1 Certified Peer Support Specialists. Street Outreach has coi



--	--	--	--	--	--	--	--	--	--

diana St 1 White 17 Black 1 American Indian 1 declined to answer (used other multiracial). (PY22): 84  
 , 48206, 5531 Eastlawn 48213, 5829 Harrell 48213, 6087 Harrell /  
 12079Sussex 5727Fischer 19651St. Louis 19344Birwood 9858Yorkshire 16155Bentler 16559Mark Twai

wn 18516Monte Vista 1616Chicago Blvd. 16559Mark Twain 2253Townsend 9928Ohio 1344Woodmere 1

nal of moving into permanent and/ or supportive housing upon discharge from Caritas. SHELTERS/ W  
 am to a long-term care facility to better support their needs (this outcome is not factored into positive

·III developments (at Rosa Parks and Cherry Streets in Historic Corktown). The following design engir

ents with significant time left in the program were successfully transferred to other agencies with the s

meeting on the SER Construction Talent Hub. We invited our industry trade partners to provide feedb:

ummer is to ensure the youth have a fun, safe and educational experience while being a part of our pr

ntinued to serve an increased number of unsheltered families, with 31 minors served year to date. 89%





--	--	--	--	--	--	--	--	--	--

46CDBG Housing Rehab Loan Program (CITY-WIDE) (2016)CDBG2022PIHUDMCDETROIT, MIN\$31,559.  
 48213, 5129-31 Helen 48213, 10537 Marne 48224, 19  
 n 11580Findlay 19460Patton 5226Spokane 16688Prest 4568Holcomb 8869Piedmont 16592Stansbury 9

7674Hoover 2253Townsend 9423Stoepel 20159Stoepel 12087Robson 5638Fairview 14200Faust 901E. (

ARMING CENTERS/ TH ONLY Number of beds created in overnight shelter or other emergency housin  
 or negative housing outcomes on the APR - as a result, REC does not have any clients whose data is

teering has been provided: 1) a. Stormwater runoff will be collected and bioretention swales between 1

support of COD. Five clients, including one household, exited the program with a voucher in place. Th

ack on the RBD program and possible enhancements we can add. The meeting was extremely helpful

6 (31/35) of clients who were exited from the program during this timeframe exited to a positive housin



--	--	--	--	--	--	--	--	--	--

.00Completed11/29/2022. (PY23): 8446CDBG Housing Rehab Loan Program (CITY-WIDE) (2016)CDBG;  
457 Hasse 48234, 706-08 Clairmount 48202, 2178 Eastlawn 572Burnett 14678Grandmont 19180Lindsay 6484Colfax 13202Hubbell 120Webb 4114Seminole 18260Le

Grand Blvd. 15310Plainview 12031Rosemont 9378Emmons 18703Monica 13435Loretto 17350Appoline

ig (homeless only). EQUALS MAXIUM BED CAPACITY REPORTED IN SCOPE X # of DAYS IN REPORTII  
being counted in the APR as having exited the program). REC hired a new RRH Housing Specialist, Ci

the parking lots on the CKG.b. Land tables have been completed as well as the various calculations ne

ree clients, including one household, exited the program able to sustain their own housing without an

in understanding what the needs and expectations of our partners are. We continue to work with our g







--	--	--	--	--	--	--	--	--	--

2023B23MC260006PIHUDMCDETROIT, MIN\$24,595.79Open10/11/2023View

48213, 8325 Terry 48228. (PY20): 459Alfred 9633American 19925Asbury Park 3048Fullerton 640Englewood 5973Garland 13516Ardmore 4515University Place 9162Wayburn 19742

NG PERIOD31X214= 6634. (PY22): Provided shelter for teens 18-24 years of age. Accomplishment Data: Cassy Jones-McBryde, and a Housing Manager, May Freck. Cassy brings to the team experience in mar

eeded for flood control and groundwater control at CKG. c. Storm sewer calculations have been comp

ngoing subsidy. One client was exited from programming after program policy violations.

graduates on finding employment. Staff share open apprenticeship application cycles, job leads, and c





--	--	--	--	--	--	--	--	--	--

5300Ashley 2294Atkinson 4675Balfour 4834Balfour 3989Beaufait 20250Biltmore 8036Brace 3227Calver  
 shaftsbury 901E. Grand Blvd. 12703Hampshire 12939Dale 4535Holcomb 14005Woodmont 18226Birwo

Faust 5767Kensington 4171Van Dyke 16580Winthrop 5973Garland 12031Whitehill 1692Hazelwood '

aging non-profit and business partnerships and will be an effective liaison between REC and landlorc

leted for 100-year storm sewer design because the project will impact a site larger than five acres. d. f

career fair flyers. Weâ€ve partnered with the reentry team to invite our graduates to a weekly job clut







--	--	--	--	--	--	--	--	--	--

t 9422Camley 20101Carrie 10940Charlevoix 16503Cherrylawn 706-708Clairmount 13287Coyle 18073De  
nd 4163Moran


12877Ardmore 8566Hartwell 6369Floyd

ls/property managers. One of her main objectives will be supporting the RRH program in improving its

3) Bioretention and maintenance tasks are being determined and noted . 2) Parking lot GSI at CKG has















--	--	--	--	--

# **2024 HOME INSPECTION COMPLIANCE TRACKING REPORT**

Project #	HRDID	InspectionID	Inspection Year	HUD IDIS #	Project Name from Master Pn	Project Name	Address	Contact Information	# of Units	Physical Insp	Physical Insp	Inspection Compliance Date
23	HRD10278	HRD10278 - 2024	2024	408	Woodward-Gladstone Apartmen	Woodward Gladstone	9 Gladstone	Peter Tallericco 248-833-0597	9	11/06/24	PASS	11/06/24
39	HRD10235		2025	3318	St. Paul Manor	SPM & KA	296 E. Grand	"Erika Warrick, 248-296-0225"	60	6/13/2025	FAIL	
46	HRD10162			8832	Northlawn Apartments	Northlawn Garden Apts.	9545 - 9706 Northlawn	Denise Reid (313) 935-8088	96	4/17/2025	PASS	4/17/2025
51	HRD10066				Eastside Detroit Homes	Eastside Detroit Homes - owners	4666 Lakeview		1	2/7/2025	PASS	2/7/2025
53	HRD10025	HRD10025 - 2022	2022	5041	Brightmoor Homes II	Brightmoor II	14239 Dolphin	Al Flannigan (313) 535-9164 ext. 1	50	10/31/24	PASS	10/31/24
56	HRD10095		2025	2207	Genesis Villas At Medbury Park	Genesis Villas	91 Harper, 317 Harper	Keisha Hampton (313) 874-2218	70	03/07/25	FAIL	
59	HRD10026	HRD10026 - 2018	2018	5393,5358	Brightmoor Homes III	Brightmoor III	23230 Fenkell	Al Flannigan (313) 535-9164 ext. 1	50	10/31/24	PASS	
64	HRD10061		2025	5773	Devin Apartments	Devin Apartments	2710 W. Chicago	Elasha Lewis (313) 965-4547 ext.	43	04/25/25	PASS	
65	HRD10019	HRD10019 - 2023	2023	5818	Brewer Park Homes	Brewer Park Homes	4628 Lillibridge	Felecia Tyler	50	03/14/25	FAIL	
69	HRD10165			5419	Nortown Homes	Nortown Homes - ownership tran	9000 Rohns	Kimberly Royster 216-774-2366	1	3/30/2025	PASS	3/30/2025
69	HRD10165		2024	5419	Nortown Homes	Nortown Homes - ownership tran	9336 Bessemore	Kimberly Royster 216-774-2366	1	12/16/2024	PASS	12/16/2024
69	HRD10165		2024	5419	Nortown Homes	Nortown Homes - ownership tran	8978 Rohns	Kimberly Royster 216-774-2366	1	9/24/2024	PASS	9/24/2024
69	HRD10165		2024	5419	Nortown Homes	Nortown Homes - ownership tran	8930 Georgia	Kimberly Royster 216-774-2366	1	9/24/2024	PASS	9/24/2024
69	HRD10165			5419	Nortown Homes	Nortown Homes - ownership tran	9387 Bessemore	Kimberly Royster 216-774-2366	1	10/14/2024	PASS	10/14/2024
69	HRD10165			5419	Nortown Homes	Nortown Homes - ownership tran	8970 Rohns	Kimberly Royster 216-774-2366	1	5/22/2025	PASS	5/22/2025
69	HRD10165			5419	Nortown Homes	Nortown Homes - ownership tran	8973 Holcumb	Kimberly Royster 216-774-2366	1	5/22/2025	PASS	5/22/2025
77	HRD10186				Pinigree Park Homes	Pinigree Homes - Homebuyer	3787 Fischer	Elonda Zander 313-335-3223	1	2/7/2025	PASS	2/7/2025
77	HRD10186		2024		Pinigree Park Homes	Pinigree Park Homes - ownership	3819 Fischer	Elonda Vander Property Mgr. 313-	1	11/14/2024	PASS	11/14/2024
77	HRD10186		2024		Pinigree Park Homes	Pinigree Park Homes - ownership	3795 Fischer	Elonda Vander Property Mgr. 313-	1	11/14/2024	PASS	11/14/2024
96	HRD10287		2024	7917	Coronado Square Apartments	Coronado Square	275 Merton	Kim Hagood (248) 228-1340	32	03/21/25	FAIL	
98	HRD10157		2024	6951	New Center Commons	New Center Commons (GDC-NC	640 Delaware St	Atiyah White (248) 228-8800	71	04/04/25	FAIL	
102	HRD10035	HRD10035 - 2023	10202120222023	6947	Cass Plaza Apartments	Cass Plaza	127, 133, 149 Davenport	Atiyah White (248) 228-8800	47	02/10/25	PASS	
107	HRD10129		2025	6949	Lanier Court Apartments	Lanier Court Apartments	3801 Holcomb Street	Lori Stinson (313) 965-4547 ext. 2	26	05/09/25	FAIL	
132	HRD12100		2025	8821	The Freelon at Sugar Hill	Sugar Hill	81, 95, 107, 119 Garfield St	Julie DeGraaf	14	06/06/25	FAIL	
135	HRD12063		2025	8682	Parker Durand	Kercheval Van Dyke (Parker Dur	2128 - 38 Van Dyke, 8003 - 47	† Melissa O'Reilly 248-320-0820	19	03/28/25	FAIL	