



**Fiscal Year 2025-2026**

# ADOPTED BUDGET

**Michael E. Duggan, Mayor**

CITY OF DETROIT, MICHIGAN



## DETROIT CITY COUNCIL

**Mary Sheffield**  
Council President, District 5  
**James Tate**  
Council President Pro Tem, District 1  
**Coleman A. Young II**  
At-Large  
**Mary Waters**  
At-Large

**Angela Whitfield-Calloway**  
District 2  
**Scott Benson**  
District 3  
**Latisha Johnson**  
District 4  
**Gabriela Santiago-Romero**  
District 6  
**Fred Durhal III**  
District 7

# FISCAL YEAR 2025-2026 ADOPTED BUDGET

## TABLE OF CONTENTS

### SUMMARY STATEMENTS

Overview.....	1
Appropriations & Revenues, by Major Classification	
All Funds.....	6
General Fund.....	7
Non-General Funds.....	8
Capital Fund.....	9
Blight Fund.....	10
Appropriations & Revenues, by Department	
All Funds.....	11
General Fund.....	13
Non-General Funds.....	15
Capital Fund.....	17
Blight Fund.....	19
Fund Types, by Department	
Appropriations.....	20
Revenues.....	21
Proposed vs. Adopted – Appropriations	
All Funds.....	22
General Fund.....	23
Non-General Funds.....	24
Capital Fund.....	25
Blight Fund.....	26
Proposed vs. Adopted – Revenues	
All Funds.....	27
General Fund.....	28
Non-General Funds.....	29
Capital Fund.....	30
Blight Fund.....	31
Appropriations by Agency & Major Classification	
All Funds.....	32
General Fund.....	33
Non-General Funds.....	34
Capital Fund.....	35
Blight Fund.....	36
Revenues by Agency & Major Classification	
All Funds.....	37
General Fund.....	38
Non-General Funds.....	39
Capital Fund.....	40
Blight Fund.....	41
Appropriations by Major Classification ( <i>Pie Chart</i> )	
All Funds.....	42
General Fund.....	43
Non-General Funds.....	44
Revenues by Major Classification ( <i>Pie Chart</i> )	
All Funds.....	45
General Fund.....	46
Non-General Funds.....	47
Budgeted Positions	
by Fund Type.....	48
Proposed vs Adopted.....	49

# FISCAL YEAR 2025-2026 ADOPTED BUDGET

## TABLE OF CONTENTS (continued)

Department	Appropriations & Revenues	Personnel Services
10 Airport Department.....	50	209
13 Buildings, Safety, Engineering, & Environmental Department.....	54	210
16 Construction & Demolition Department (CDD).....	61	214
18 Debt Services & Legacy Pension (DSLP).....	67	n/a
19 Department of Public Works (DPW).....	71	216
20 Detroit Department of Transportation (DDoT).....	76	220
23 Office of the Chief Financial Officer (OCFO).....	80	224
24 Detroit Fire Department (DFD).....	85	233
25 Detroit Department of Health (DHD).....	90	238
28 Human Resources Department (HR).....	97	245
29 Civil Rights, Inclusion, & Opportunity Department (CRIO).....	101	248
31 Department of Innovation & Technology (DoIT).....	107	249
32 Law Department.....	111	253
33 Mayor's Office.....	118	254
34 Municipal Parking Department (MPD).....	121	256
35 Non-Departmental.....	125	258
<i>Detroit Building Authority (DBA).....</i>	<i>125</i>	<i>259</i>
<i>Pension Administration.....</i>	<i>126</i>	<i>259</i>
<i>Board of Ethics (BoE).....</i>	<i>127</i>	<i>258</i>
<i>Board of Police Commissioners (BoPC).....</i>	<i>128</i>	<i>258</i>
<i>Media &amp; Communications Services.....</i>	<i>129</i>	<i>259</i>
<i>Project Clean Slate.....</i>	<i>130</i>	<i>258</i>
36 Housing & Revitalization Department (HRD).....	135	261
37 Detroit Police Department (DPD).....	145	267
38 Public Lighting Department (PLD).....	153	n/a
43 Planning & Development Department (PDD).....	157	288
45 Department of Appeals & Hearings (DAH).....	162	289
47 General Services Department (GSD).....	165	290
48 Water & Sewerage Department (DWSD) – Water.....	173	297
49 Water & Sewerage Department (DWSD) – Sewerage.....	176	302
50 Office of the Auditor General (OAG).....	179	303
51 Board of Zoning Appeals (BZA).....	182	304
52 City Council.....	185	305
53 Ombudsman.....	188	308
54 Office of the Inspector General (OIG).....	192	309
60 36 <sup>th</sup> District Court.....	195	310
70 Office of the City Clerk.....	198	311
71 Department of Elections (DoE).....	201	312
72 Detroit Public Library (DPL).....	204	314



# OVERVIEW

## Geography & Economic Drivers

The City of Detroit is located in southeastern Michigan, in Wayne County, with a land area of approximately 139 square miles. The City is the center of the nation's 14th largest metropolitan statistical area and is the 27th largest city with a reported population of 639,111 as of 2020, according to the U.S. Census Bureau. Detroit is the commercial capital of Michigan and a major economic and industrial center of the nation. Although Detroit is known internationally for automobile manufacturing and trade, the City also has major companies in the financial and technology sectors, educational and health care institutions, and entertainment venues with four major sports teams and three casinos located within the City limits. The southeastern border of the City lies on the Detroit River, an international waterway, which is linked by the St. Lawrence Seaway to seaports around the world. It is the busiest border crossing in North America, carrying a substantial share of international trade between the United States and Canada. There are seven major employment districts, and four Fortune 500 companies have world headquarters within the City.

## Governmental Structure

Detroit is a home rule city with significant independent powers, pursuant to the provisions of the Constitution of the State of Michigan (the "State"). In accordance with the City Charter (the "Charter"), the governance of the City is organized in two branches: the Executive Branch, which is headed by the Mayor, and the Legislative Branch, which is composed of the City Council and its agencies. The Mayor and the members of the City Council are elected every four years unless a special election is required, as provided for in the Charter.

The Mayor is the chief executive of the City and has control of and is accountable for the Executive Branch of City government. The Charter grants the Mayor broad managerial powers, including the authority to appoint all department directors and deputy directors. The Charter also delegates the responsibility for the implementation of most programs, services, and activities solely to the Executive Branch. The City Council, composed of seven members elected by district and two members elected at large for four-year terms, is the City's legislative body.

In addition to the Executive and Legislative Branches, the City also includes the 36th District Court, which is responsible for adjudicating certain legal matters that arise within the City, including state felony arraignments and preliminary examinations, state misdemeanor and City ordinance violations, civil litigation for claims of \$25,000 or less, and landlord/tenant disputes. The City is responsible for all funding of the 36th District Court in excess of fines collected by the Court, except for judicial salaries, which are funded by the State.

## Financial Governance

Michigan Public Act 181 of 2014 established the Financial Review Commission (the "FRC") to monitor the City's compliance with the Plan of Adjustment, as confirmed by the Bankruptcy

Court on November 12, 2014, and to provide State oversight of the City's financial activities. The FRC's oversight of the City lasts no less than 13 years. However, once the City meets certain criteria, the nature of the oversight is scaled back. On April 30, 2018, the FRC granted the City its first waiver of active oversight. The FRC continues to monitor the City and reviews the waiver annually and, by July 1 of each year, makes a determination as to whether to renew the waiver for the subsequent year.

In 2014, the Home Rule City Act (Michigan Public Act 219 of 1909) was amended and established the Chief Financial Officer (the "CFO") position in the City. The CFO is vested with authority over all financial and budget activities of the City. As a result, all finance, budget, procurement, property assessment, and grants management functions were restructured under a new centralized financial management organization called the Office of the Chief Financial Officer (the "OCFO"). All departmental financial functions are under the authority of the OCFO, which increases control over all City financial activities.

### **Budget Process**

The City's budget process is informed by a comprehensive planning process that includes departmental, procurement, grant, staffing, technology, capital, and long-term financial planning. The City adopts a budget annually for the next fiscal year, in accordance with the Uniform Budgeting and Accounting Act (Michigan Public Act 2 of 1968). Pursuant to Section 4t of the Home Rule City Act, the budget process also includes independent biannual revenue estimating conferences that establish the revenue estimates for the budget and an annually balanced four-year financial plan that includes the City's adopted budget plus an additional three forecasted years. The total of expenditures cannot exceed the total of estimated revenue, so that the budget as adopted is a balanced budget. Through its four-year financial plan, the City ensures ongoing expenditures are supported by ongoing revenue.

On or before March 7, the Mayor submits to the City Council a proposed budget and four-year financial plan for the fiscal year beginning July 1. After holding public hearings and completing its deliberations, the City Council approves the budget and four-year financial plan, with or without amendment. Such amendments are approved through one of three budget resolutions:

- Administration's Changes and Corrections of Errors to the Mayor's Proposed Budget ("Errata Letter")
- City Council's Amendments to the Mayor's Proposed Community Development Block Grant (CDBG) Budget ("Schedule A")
- City Council's Amendments to the Mayor's Proposed Budget ("Schedule B")

Thus, the budget passed by City Council is the sum of the Mayor's Proposed Budget and any amendments approved from the resolutions above. In addition, the City Council approves two closing resolutions:

- Administration's Closing Resolution, which contains various provisions governing the execution of the annual budget

- City Council's Closing Resolution, which contains various budget policy and planning priorities expressed by the City Council

As part of the budget approval process, the Administration also proposes and the City Council approves the Official Compensation Schedule and the Tax Statement for the following fiscal year, both consistent with the assumptions included in the budget. The Official Compensation Schedule sets the rates of pay for the various job classifications for City employees. The Tax Statement sets the property tax rates ("millages") the City will levy for both operating and debt service purposes.

Following City Council's approval of the budget, the mayor may then approve it, veto it in its entirety, or veto specific line-items ("line-item veto"). In the event of a veto action by the mayor, the City Council may then override the veto with a two-thirds majority vote.

The City's budget and four-year financial plan cannot exceed revenue certified by the independent Revenue Estimating Conference. The CFO must certify the budget is balanced and complies with the Uniform Budgeting and Accounting Act. The City must transmit this certification and the adopted budget and four-year financial plan to the FRC. However, the budget is not subject to FRC approval while the City is under a waiver of active oversight.

The mayor may propose budget amendments during the fiscal year, which are subject to the City Council's approval. If the mayor advises the City Council during the fiscal year that there are available appropriations and revenue in excess of those estimated in the budget, the City Council may make supplemental appropriations for the year up to the amount of the excess. In the case of estimated revenue shortfalls, the City must maintain a balanced budget, and the mayor may request that the City Council decrease certain appropriations to do so. In any case, the mayor is under no obligation to spend an entire appropriation. Also, at any time during the fiscal year, the City Council, upon written request by the mayor, may transfer all or part of any unencumbered appropriation balance among programs, services, or activities within an agency or from one agency to another.

### **Accounting Basis**

The City follows accounting principles generally accepted in the United States of America (GAAP), as applicable to governmental units. Accounting and financial reporting pronouncements are promulgated by the Governmental Accounting Standards Board (GASB). The basic financial statements include both government-wide and fund financial statements.

The City's government-wide, proprietary fund, and fiduciary fund financial statements are reported using the economic resources measurement focus and the accrual basis of accounting. Revenue is recorded when earned, and expenses are recorded at the time liabilities are incurred, regardless of when the related cash flow takes place.

The City's governmental funds, including the General Fund, are reported using the current financial resources measurement focus and the modified accrual basis of accounting. Revenue is recognized as soon as it is both measurable and available. Revenue is considered to be

available when it is collectible within the current period or soon enough thereafter to pay liabilities of the current period. For this purpose, the City considers revenue to be available if it is collected within 60 days of the end of the current fiscal year, except for grants and trade receivables, for which the period of availability is 90 days. Expenditures generally are recorded when the liability is incurred, as under accrual accounting. However, principal and interest on general long-term debt, claims and judgments, compensated absences, and other long-term obligations are recorded only when payment is due. General capital asset acquisitions are reported as expenditures in governmental funds. The face value of governmental long-term debt and acquisitions under capital leases are reported as other financing sources. Significant revenue sources that are susceptible to accrual include property taxes, income taxes, utility taxes, state-shared revenue, state gas and weight tax revenue, interest, and certain grants associated with the current fiscal period. All other revenue sources are considered to be measurable and available only when cash is received.

### **Budget Basis**

The General Fund presented in the budget is only the City's Fund 1000 general purpose operating fund. The financial statements present the General Fund with other special purpose general funds included in it. In the budget, those special purpose funds are presented as other funds (e.g., Fund 1003 - Blight Remediation Fund). The City's budget is also prepared in accordance with GAAP, except that:

- Other financing sources and uses, such as inter-fund transfers, are included as revenue and expenditures, respectively
- Budgeted uses of fund balance are included as revenue (generally labelled "prior year activity" revenue)
- Contributions to reserves are reflected as expenditures (budget basis) rather than as a reservation of fund balance (accounting basis)
- Certain inter-agency billings are reflected as revenues and expenditures in the budget, while the financial statements net such activities out

Budgetary appropriations are made at the function or program level, the legal level of budgetary control. Unexpended appropriations lapse at the close of the fiscal year unless authorized by the budget closing resolution to be carried forward to the subsequent budget year and approved by the Chief Financial Officer. Such carry forward balances are then reserved as fund balance assigned for continuing appropriations at fiscal year-end.

### **Significant Budgetary Items and Trends**

In accordance with the requirements of the Home Rule City Act, this Four-Year Financial Plan includes the adopted annual budget for the fiscal year beginning July 1, 2025 and ending June 30, 2026 (FY 2026) plus three forecasted years (FY 2027, FY 2028, and FY 2029).

In FY 2024, the City resumed making actuarially determined annual required contributions for its legacy pension obligations ten years after bankruptcy per the Plan of Adjustment. The Adopted FY 2026 Budget includes \$172.6 million for this purpose, consistent with the actuarial shift to level principal amortization, with \$72.4 million supported by the Retiree Protection

Fund (RPF), a trust fund established and funded by the City to ensure budget stability as annual legacy pension payments resume.

The Adopted FY 2026 General Fund Recurring Budget totals \$1.5 billion and includes increasing revenues, driven by growth in income taxes and other major tax revenues, balanced against rising labor and contractual costs across key City departments and core functions.

In addition, the Adopted FY 2026 budget includes \$80.1 million of one-time expenditures supported by available prior year fund balance and FY 2026 one-time revenue sources. These expenditures include blight remediation, beautification, payments to retirees in the legacy General Retirement System and Police and Fire Retirement System, a contribution to the Risk Management Fund, and other one-time activities.

Across all City funds, the Adopted FY 2026 budget totals \$3.1 billion and supports 11,396 FTE, an increase of 249 FTE.

The Adopted FY 2026 Budget Book and other budget publications and information are available online at: [detroitmi.gov/budget](https://detroitmi.gov/budget).



## **Appropriations & Revenues by Major Classification**

### **City of Detroit FY2026 Adopted Budget All Funds**

<b>Appropriations</b>	<b>FY2026 Adopted</b>
Salaries & Wages	\$ 872,296,477
Employee Benefits	\$ 431,690,484
Professional & Contractual Services	\$ 493,718,947
Operating Supplies	\$ 111,688,595
Operating Services	\$ 180,510,277
Equipment Acquisition	\$ 20,276,021
Capital Outlays	\$ 25,741,634
Fixed Charges	\$ 164,390,276
Other Expenses	\$ 651,672,835
<b>Total Appropriations - Recurring</b>	<b>\$ 2,951,985,546</b>

<b>Appropriations - Non-Recurring</b>	
Blight Remediation	\$ 35,051,000
Capital Improvements	\$ 4,712,000
Other One-Time Appropriations	\$ 89,002,848
<b>Total Appropriations - Non-Recurring</b>	<b>\$ 128,765,848</b>

<b>Grand Total Appropriations</b>	<b>\$ 3,080,751,394</b>
-----------------------------------	-------------------------

<b>Revenues</b>	<b>FY2026 Adopted</b>
Grants, Shared Taxes, & Revenues	\$ 477,614,467
Revenues from Use of Assets	\$ 161,488,155
Sales of Assets & Compensation for Losses	\$ 3,218,480
Sales & Charges for Services	\$ 738,756,735
Fines, Forfeits, & Penalties	\$ 24,324,035
Licenses, Permits, & Inspection Charges	\$ 43,164,140
Taxes, Assessments, & Interest	\$ 1,181,140,504
Contributions & Transfers	\$ 233,730,412
Miscellaneous	\$ 10,478,122
<b>Total Revenues - Recurring</b>	<b>\$ 2,873,915,050</b>

<b>Revenues - Non-Recurring</b>	
Contributions and Transfers	\$ 184,134,739
Other One-Time Revenues	\$ 22,701,605
<b>Total Revenues - Non-Recurring</b>	<b>\$ 206,836,344</b>

<b>Grand Total Revenues</b>	<b>\$ 3,080,751,394</b>
-----------------------------	-------------------------

## **Appropriations & Revenues by Major Classification**

### **City of Detroit FY2026 Adopted Budget General Fund**

<b>Appropriations</b>	<b>FY2026 Adopted</b>
Salaries & Wages	\$ 646,214,044
Employee Benefits	\$ 330,559,450
Professional & Contractual Services	\$ 109,779,227
Operating Supplies	\$ 54,920,004
Operating Services	\$ 94,013,459
Equipment Acquisition	\$ 1,860,970
Capital Outlays	\$ 1,250,000
Fixed Charges	\$ 72,032,457
Other Expenses	\$ 196,934,840
<b>Total Appropriations - Recurring</b>	<b>\$ 1,507,564,451</b>

<b>Appropriations - Non-Recurring</b>	
Other One-Time Appropriations	\$ 80,088,710
<b>Total Appropriations - Non-Recurring</b>	<b>\$ 80,088,710</b>

<b>Grand Total Appropriations</b>	<b>\$ 1,587,653,161</b>
-----------------------------------	-------------------------

<b>Revenues</b>	<b>FY2026 Adopted</b>
Grants, Shared Taxes, & Revenues	\$ 254,924,033
Revenues from Use of Assets	\$ 40,608,274
Sales of Assets & Compensation for Losses	\$ 24,480
Sales & Charges for Services	\$ 121,588,981
Fines, Forfeits, & Penalties	\$ 19,633,954
Licenses, Permits, & Inspection Charges	\$ 12,687,140
Taxes, Assessments, & Interest	\$ 966,852,288
Contributions & Transfers	\$ 8,342,179
Miscellaneous	\$ 10,478,122
<b>Total Revenues - Recurring</b>	<b>\$ 1,435,139,451</b>

<b>Revenues - Non-Recurring</b>	
Contributions and Transfers	\$ 139,404,154
Other One-Time Revenues	\$ 13,109,556
<b>Total Revenues - Non-Recurring</b>	<b>\$ 152,513,710</b>

<b>Grand Total Revenues</b>	<b>\$ 1,587,653,161</b>
-----------------------------	-------------------------

## **Appropriations & Revenues by Major Classification**

### **City of Detroit FY2026 Adopted Budget Non-General Funds**

<b>Appropriations</b>	<b>FY2026 Adopted</b>
Salaries & Wages	\$ 226,082,433
Employee Benefits	\$ 101,131,034
Professional & Contractual Services	\$ 383,939,720
Operating Supplies	\$ 56,768,591
Operating Services	\$ 86,496,818
Equipment Acquisition	\$ 18,415,051
Capital Outlays	\$ 24,491,634
Fixed Charges	\$ 92,357,819
Other Expenses	\$ 454,737,995
<b>Total Appropriations - Recurring</b>	<b>\$ 1,444,421,095</b>

<b>Appropriations - Non-Recurring</b>	
Other One-Time Appropriations	\$ 8,914,138
<b>Total Appropriations - Non-Recurring</b>	<b>\$ 8,914,138</b>

<b>Grand Total Appropriations</b>	<b>\$ 1,453,335,233</b>
-----------------------------------	-------------------------

<b>Revenues</b>	<b>FY2026 Adopted</b>
Grants, Shared Taxes, & Revenues	\$ 222,690,434
Revenues from Use of Assets	\$ 120,879,881
Sales of Assets & Compensation for Losses	\$ 3,143,000
Sales & Charges for Services	\$ 617,167,754
Fines, Forfeits, & Penalties	\$ 4,690,081
Licenses, Permits, & Inspection Charges	\$ 30,477,000
Taxes, Assessments, & Interest	\$ 214,288,216
Contributions & Transfers	\$ 225,388,233
Miscellaneous	\$ -
<b>Total Revenues - Recurring</b>	<b>\$ 1,438,724,599</b>

<b>Revenues - Non-Recurring</b>	
Contributions and Transfers	\$ 5,018,585
Other One-Time Revenues	\$ 9,592,049
<b>Total Revenues - Non-Recurring</b>	<b>\$ 14,610,634</b>

<b>Grand Total Revenues</b>	<b>\$ 1,453,335,233</b>
-----------------------------	-------------------------

## **Appropriations & Revenues by Major Classification**

### **City of Detroit FY2026 Adopted Budget Capital Fund**

<b>Appropriations</b>	<b>FY2026 Adopted</b>
Salaries & Wages	\$ -
Employee Benefits	\$ -
Professional & Contractual Services	\$ -
Operating Supplies	\$ -
Operating Services	\$ -
Equipment Acquisition	\$ -
Capital Outlays	\$ -
Fixed Charges	\$ -
Other Expenses	\$ -
<b>Total Appropriations - Recurring</b>	<b>\$ -</b>

<b>Appropriations - Non-Recurring</b>	
Capital Improvements	\$ 4,712,000
<b>Total Appropriations - Non-Recurring</b>	<b>\$ 4,712,000</b>

<b>Grand Total Appropriations</b>	<b>\$ 4,712,000</b>
-----------------------------------	---------------------

<b>Revenues</b>	<b>FY2026 Adopted</b>
Grants, Shared Taxes, & Revenues	\$ -
Revenues from Use of Assets	\$ -
Sales of Assets & Compensation for Losses	\$ -
Sales & Charges for Services	\$ -
Fines, Forfeits, & Penalties	\$ -
Licenses, Permits, & Inspection Charges	\$ -
Taxes, Assessments, & Interest	\$ -
Contributions & Transfers	\$ -
Miscellaneous	\$ -
<b>Total Revenues - Recurring</b>	<b>\$ -</b>

<b>Revenues - Non-Recurring</b>	
Contributions and Transfers	\$ 4,712,000
<b>Total Revenues - Non-Recurring</b>	<b>\$ 4,712,000</b>

<b>Grand Total Revenues</b>	<b>\$ 4,712,000</b>
-----------------------------	---------------------



## **Appropriations & Revenues by Major Classification**

### **City of Detroit FY2026 Adopted Budget Blight Fund**

<b>Appropriations</b>	<b>FY2026 Adopted</b>
Salaries & Wages	\$ -
Employee Benefits	\$ -
Professional & Contractual Services	\$ -
Operating Supplies	\$ -
Operating Services	\$ -
Equipment Acquisition	\$ -
Capital Outlays	\$ -
Fixed Charges	\$ -
Other Expenses	\$ -
<b>Total Appropriations - Recurring</b>	<b>\$ -</b>

<b>Appropriations - Non-Recurring</b>	
Blight Remediation	\$ 35,051,000
<b>Total Appropriations - Non-Recurring</b>	<b>\$ 35,051,000</b>

<b>Grand Total Appropriations</b>	<b>\$ 35,051,000</b>
-----------------------------------	----------------------

<b>Revenues</b>	<b>FY2026 Adopted</b>
Grants, Shared Taxes, & Revenues	\$ -
Revenues from Use of Assets	\$ -
Sales of Assets & Compensation for Losses	\$ 51,000
Sales & Charges for Services	\$ -
Fines, Forfeits, & Penalties	\$ -
Licenses, Permits, & Inspection Charges	\$ -
Taxes, Assessments, & Interest	\$ -
Contributions & Transfers	\$ -
Miscellaneous	\$ -
<b>Total Revenues - Recurring</b>	<b>\$ 51,000</b>

<b>Revenues - Non-Recurring</b>	
Contributions and Transfers	\$ 35,000,000
<b>Total Revenues - Non-Recurring</b>	<b>\$ 35,000,000</b>

<b>Grand Total Revenues</b>	<b>\$ 35,051,000</b>
-----------------------------	----------------------

## Appropriations & Revenues by Agency

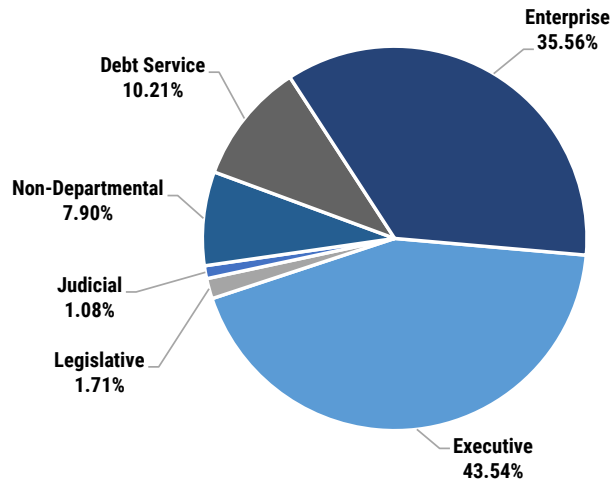
**City of Detroit**  
**FY2026 Adopted Budget**  
**All Funds (in millions)**

Category	Department	Appropriations	Revenues	Net Tax Cost
<b>Executive Agencies</b>	16 Construction & Demolition Department	\$ 33.50	\$ 1.89	\$ 31.61
	19 Department of Public Works	\$ 172.36	\$ 195.50	\$ (23.14)
	23 Office of the Chief Financial Officer	\$ 68.84	\$ 4.74	\$ 64.09
	24 Fire Department	\$ 175.11	\$ 26.95	\$ 148.16
	25 Health Department	\$ 55.05	\$ 37.85	\$ 17.21
	28 Human Resources Department	\$ 15.67	\$ -	\$ 15.67
	29 Civil Rights, Inclusion, & Opportunity	\$ 8.22	\$ 3.54	\$ 4.68
	31 Department of Innovation & Technology	\$ 64.44	\$ -	\$ 64.44
	32 Law Department	\$ 21.88	\$ 1.73	\$ 20.15
	33 Mayor's Office	\$ 11.08	\$ 1.20	\$ 9.87
	34 Municipal Parking Department	\$ 11.17	\$ 16.92	\$ (5.75)
	36 Housing & Revitalization Department	\$ 90.61	\$ 48.01	\$ 42.60
	37 Police Department	\$ 455.41	\$ 104.81	\$ 350.59
	38 Public Lighting Department	\$ 20.70	\$ 3.01	\$ 17.69
	43 Planning & Development Department	\$ 5.54	\$ -	\$ 5.54
	45 Department of Appeals & Hearings	\$ 1.90	\$ 6.74	\$ (4.83)
	47 General Services Department	\$ 129.86	\$ 15.89	\$ 113.97
<b>Legislative Agencies</b>	50 Office of the Auditor General	\$ 5.85	\$ -	\$ 5.85
	51 Board of Zoning Appeals	\$ 0.64	\$ 0.11	\$ 0.53
	52 City Council	\$ 19.07	\$ 0.02	\$ 19.05
	53 Ombudsman	\$ 2.03	\$ 0.01	\$ 2.02
	54 Office of the Inspector General	\$ 2.25	\$ -	\$ 2.25
	70 City Clerk	\$ 3.68	\$ 0.01	\$ 3.68
	71 Department of Elections	\$ 19.16	\$ 0.00	\$ 19.16
<b>Judicial Agency</b>	60 36th District Court	\$ 33.32	\$ 14.00	\$ 19.32
<b>Non-Departmental</b>	35 Non-Departmental	\$ 243.40	\$ 1,352.51	\$ (1,109.11)
<b>Debt Service</b>	18 Debt Service & Legacy Pension	\$ 314.57	\$ 151.04	\$ 163.53
<b>Enterprise Agencies</b>	10 Airport Department	\$ 4.46	\$ 4.46	\$ -
	13 BSEED	\$ 40.86	\$ 39.71	\$ 1.15
	20 Department of Transportation	\$ 209.16	\$ 209.16	\$ -
	48 Water Department	\$ 265.26	\$ 265.26	\$ -
	49 Sewerage Department	\$ 532.22	\$ 532.22	\$ -
	72 Public Library	\$ 43.47	\$ 43.47	\$ -
<b>Total General City Agencies (Exec./Leg./Jud./Non-Dept.)</b>		<b>\$ 1,670.75</b>	<b>\$ 1,835.43</b>	<b>\$ (164.68)</b>
<b>Total Debt Service</b>		<b>\$ 314.57</b>	<b>\$ 151.04</b>	<b>\$ 163.53</b>
<b>Total Enterprise Agencies</b>		<b>\$ 1,095.43</b>	<b>\$ 1,094.28</b>	<b>\$ 1.15</b>
<b>Grand Total</b>		<b>\$ 3,080.75</b>	<b>\$ 3,080.75</b>	<b>\$ -</b>

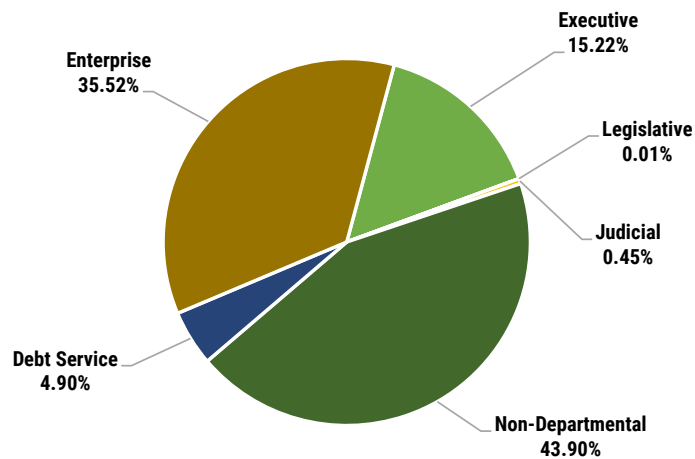
## Appropriations & Revenues by Agency Category

City of Detroit  
FY2026 Adopted Budget  
All Funds

**FY26 Appropriations by Agency Category  
All Funds**



**FY26 Revenues by Agency Category  
All Funds**



## Appropriations & Revenues by Agency

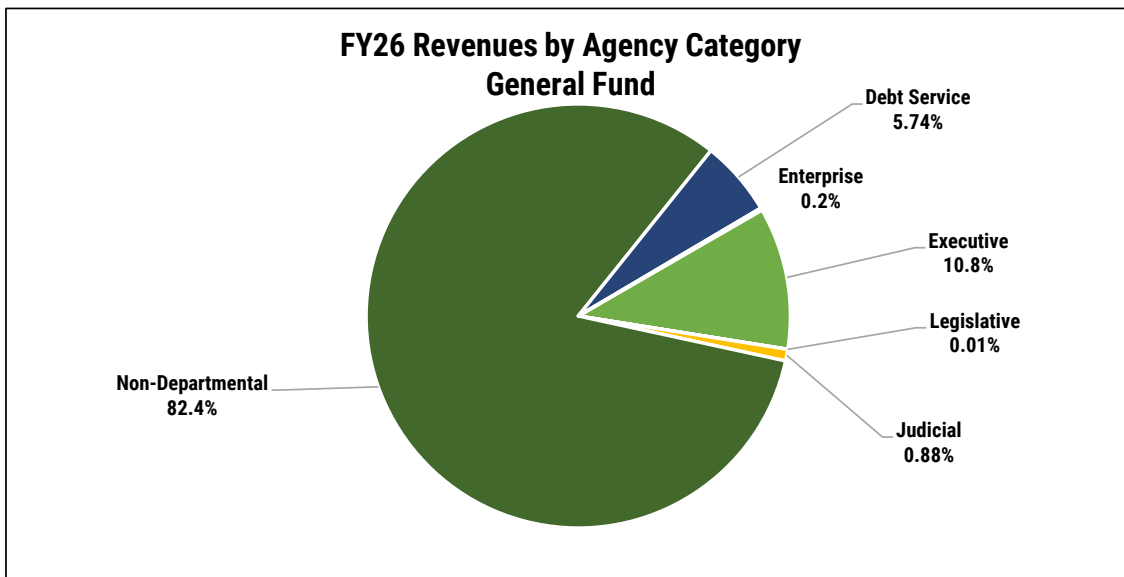
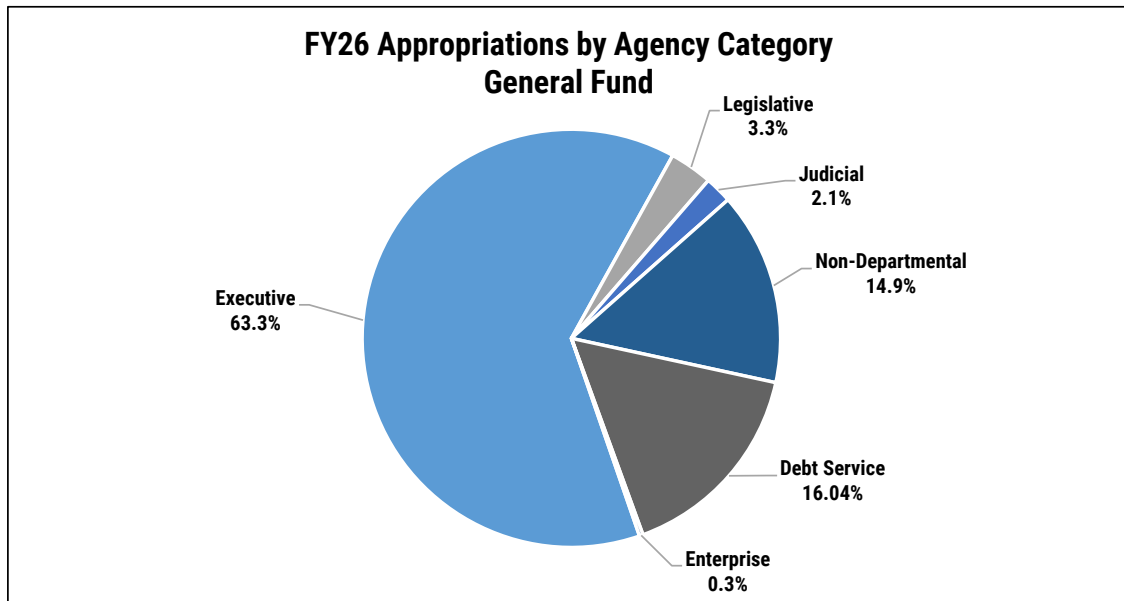
### City of Detroit FY2026 Adopted Budget General Fund (in millions)

Category	Department	Appropriations	Revenues	Net Tax Cost
<b>Executive Agencies</b>	16 Construction & Demolition Department	\$ 14.47	\$ 1.84	\$ 12.63
	19 Department of Public Works	\$ 3.46	\$ 5.03	\$ (1.57)
	23 Office of the Chief Financial Officer	\$ 66.86	\$ 4.74	\$ 62.12
	24 Fire Department	\$ 172.49	\$ 24.33	\$ 148.16
	25 Health Department	\$ 20.91	\$ 3.71	\$ 17.21
	28 Human Resources Department	\$ 15.67	\$ -	\$ 15.67
	29 Civil Rights, Inclusion, & Opportunity	\$ 5.11	\$ 0.43	\$ 4.68
	31 Department of Innovation & Technology	\$ 64.44	\$ -	\$ 64.44
	32 Law Department	\$ 21.88	\$ 1.73	\$ 20.15
	33 Mayor's Office	\$ 9.97	\$ 0.09	\$ 9.87
	34 Municipal Parking Department	\$ 11.17	\$ 16.92	\$ (5.75)
	36 Housing & Revitalization Department	\$ 43.35	\$ 5.07	\$ 38.29
	37 Police Department	\$ 436.60	\$ 86.01	\$ 350.59
	38 Public Lighting Department	\$ 18.50	\$ 0.81	\$ 17.69
	43 Planning & Development Department	\$ 5.54	\$ -	\$ 5.54
	45 Department of Appeals & Hearings	\$ 1.90	\$ 6.74	\$ (4.83)
	47 General Services Department	\$ 93.10	\$ 14.74	\$ 78.36
<b>Legislative Agencies</b>	50 Office of the Auditor General	\$ 5.85	\$ -	\$ 5.85
	51 Board of Zoning Appeals	\$ 0.64	\$ 0.11	\$ 0.53
	52 City Council	\$ 19.07	\$ 0.02	\$ 19.05
	53 Ombudsman	\$ 2.02	\$ -	\$ 2.02
	54 Office of the Inspector General	\$ 2.25	\$ -	\$ 2.25
	70 City Clerk	\$ 3.68	\$ 0.01	\$ 3.68
	71 Department of Elections	\$ 19.16	\$ 0.00	\$ 19.16
<b>Judicial Agency</b>	60 36th District Court	\$ 33.32	\$ 14.00	\$ 19.32
<b>Non-Departmental</b>	35 Non-Departmental	\$ 237.13	\$ 1,307.53	\$ (1,070.40)
<b>Debt Service</b>	18 Debt Service & Legacy Pension	\$ 254.63	\$ 91.10	\$ 163.53
<b>Enterprise Agencies</b>	10 Airport Department	\$ -	\$ -	\$ -
	13 BSEED	\$ 4.46	\$ 2.71	\$ 1.75
	20 Department of Transportation	\$ -	\$ -	\$ -
	48 Water Department	\$ -	\$ -	\$ -
	49 Sewerage Department	\$ -	\$ -	\$ -
	72 Public Library	\$ -	\$ -	\$ -
<b>Total General City Agencies (Exec./Leg./Jud./Non-Dept.)</b>		\$ 1,328.56	\$ 1,493.84	\$ (165.28)
<b>Total Debt Service</b>		\$ 254.63	\$ 91.10	\$ 163.53
<b>Total Enterprise Agencies</b>		\$ 4.46	\$ 2.71	\$ 1.75
<b>Grand Total</b>		\$ 1,587.65	\$ 1,587.65	\$ -



## Appropriations & Revenues by Agency Category

City of Detroit  
FY2026 Adopted Budget  
General Fund



## Appropriations & Revenues by Agency

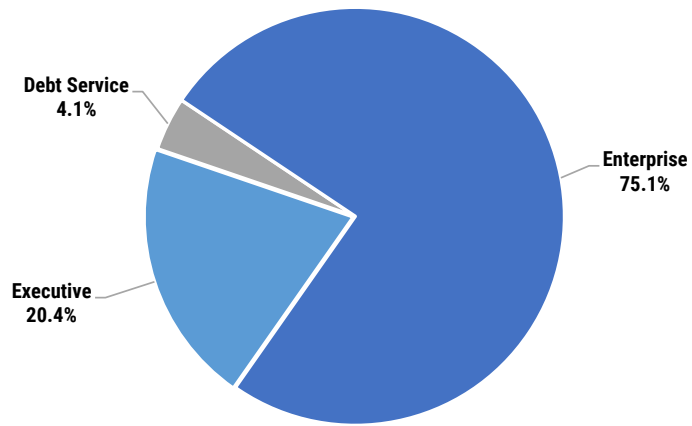
**City of Detroit**  
**FY2026 Adopted Budget**  
**Non-General Funds (in millions)**

Category	Department	Appropriations	Revenues	Net Tax Cost
<b>Executive Agencies</b>	16 Construction & Demolition Department	\$ -	\$ -	\$ -
	19 Department of Public Works	\$ 168.90	\$ 190.47	\$ (21.57)
	23 Office of the Chief Financial Officer	\$ -	\$ -	\$ -
	24 Fire Department	\$ 2.62	\$ 2.62	\$ -
	25 Health Department	\$ 34.14	\$ 34.14	\$ -
	28 Human Resources Department	\$ -	\$ -	\$ -
	29 Civil Rights, Inclusion, & Opportunity	\$ 3.11	\$ 3.11	\$ -
	31 Department of Innovation & Technology	\$ -	\$ -	\$ -
	32 Law Department	\$ -	\$ -	\$ -
	33 Mayor's Office	\$ 1.11	\$ 1.11	\$ -
	34 Municipal Parking Department	\$ -	\$ -	\$ -
	36 Housing & Revitalization Department	\$ 43.54	\$ 42.94	\$ 0.60
	37 Police Department	\$ 18.81	\$ 18.81	\$ -
	38 Public Lighting Department	\$ 2.20	\$ 2.20	\$ -
	43 Planning & Development Department	\$ -	\$ -	\$ -
	45 Department of Appeals & Hearings	\$ -	\$ -	\$ -
	47 General Services Department	\$ 22.72	\$ 1.15	\$ 21.57
<b>Legislative Agencies</b>	50 Office of the Auditor General	\$ -	\$ -	\$ -
	51 Board of Zoning Appeals	\$ -	\$ -	\$ -
	52 City Council	\$ -	\$ -	\$ -
	53 Ombudsman	\$ 0.01	\$ 0.01	\$ -
	54 Office of the Inspector General	\$ -	\$ -	\$ -
	70 City Clerk	\$ -	\$ -	\$ -
	71 Department of Elections	\$ -	\$ -	\$ -
<b>Judicial Agency</b>	60 36th District Court	\$ -	\$ -	\$ -
<b>Non-Departmental</b>	35 Non-Departmental	\$ 5.27	\$ 5.27	\$ -
<b>Debt Service</b>	18 Debt Service & Legacy Pension	\$ 59.94	\$ 59.94	\$ -
<b>Enterprise Agencies</b>	10 Airport Department	\$ 4.46	\$ 4.46	\$ -
	13 BSEED	\$ 36.40	\$ 37.00	\$ (0.60)
	20 Department of Transportation	\$ 209.16	\$ 209.16	\$ -
	48 Water Department	\$ 265.26	\$ 265.26	\$ -
	49 Sewerage Department	\$ 532.22	\$ 532.22	\$ -
	72 Public Library	\$ 43.47	\$ 43.47	\$ -
<b>Total General City Agencies (Exec./Leg./Jud./Non-Dept.)</b>		<b>\$ 302.43</b>	<b>\$ 301.83</b>	<b>\$ 0.60</b>
<b>Total Debt Service</b>		<b>\$ 59.94</b>	<b>\$ 59.94</b>	<b>\$ -</b>
<b>Total Enterprise Agencies</b>		<b>\$ 1,090.97</b>	<b>\$ 1,091.57</b>	<b>\$ (0.60)</b>
<b>Grand Total</b>		<b>\$ 1,453.34</b>	<b>\$ 1,453.34</b>	<b>\$ -</b>

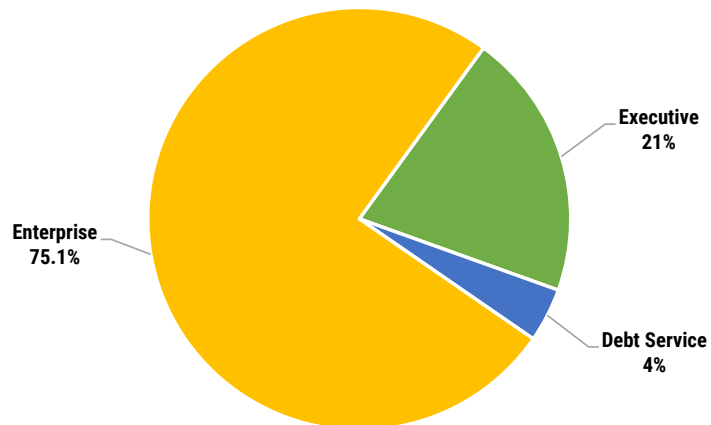
## **Appropriations & Revenues by Agency Category**

**City of Detroit  
FY2026 Adopted Budget  
Non-General Funds**

**FY26 Appropriations by Agency Category  
Non-General Funds**



**FY26 Revenues by Agency Category  
Non-General Funds**



## Appropriations & Revenues by Agency

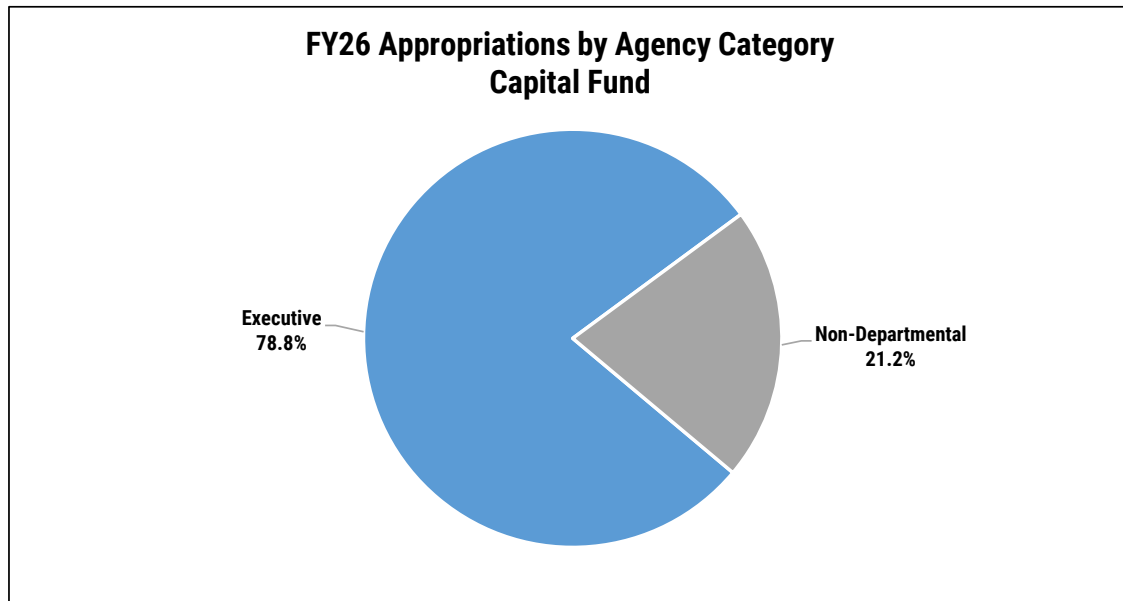
**City of Detroit**  
**FY2026 Adopted Budget**  
**Capital Fund (in millions)**

Category	Department	Appropriations	Revenues	Net Tax Cost
<b>Executive Agencies</b>	16 Construction & Demolition Department	\$ -	\$ -	\$ -
	19 Department of Public Works	\$ -	\$ -	\$ -
	23 Office of the Chief Financial Officer	\$ -	\$ -	\$ -
	24 Fire Department	\$ -	\$ -	\$ -
	25 Health Department	\$ -	\$ -	\$ -
	28 Human Resources Department	\$ -	\$ -	\$ -
	29 Civil Rights, Inclusion, & Opportunity	\$ -	\$ -	\$ -
	31 Department of Innovation & Technology	\$ -	\$ -	\$ -
	32 Law Department	\$ -	\$ -	\$ -
	33 Mayor's Office	\$ -	\$ -	\$ -
	34 Municipal Parking Department	\$ -	\$ -	\$ -
	36 Housing & Revitalization Department	\$ 3.71	\$ -	\$ 3.71
	37 Police Department	\$ -	\$ -	\$ -
	38 Public Lighting Department	\$ -	\$ -	\$ -
	43 Planning & Development Department	\$ -	\$ -	\$ -
	45 Department of Appeals & Hearings	\$ -	\$ -	\$ -
	47 General Services Department	\$ -	\$ -	\$ -
<b>Legislative Agencies</b>	50 Office of the Auditor General	\$ -	\$ -	\$ -
	51 Board of Zoning Appeals	\$ -	\$ -	\$ -
	52 City Council	\$ -	\$ -	\$ -
	53 Ombudsman	\$ -	\$ -	\$ -
	54 Office of the Inspector General	\$ -	\$ -	\$ -
	70 City Clerk	\$ -	\$ -	\$ -
	71 Department of Elections	\$ -	\$ -	\$ -
<b>Judicial Agency</b>	60 36th District Court	\$ -	\$ -	\$ -
<b>Non-Departmental</b>	35 Non-Departmental	\$ 1.00	\$ 4.71	\$ (3.71)
<b>Debt Service</b>	18 Debt Service & Legacy Pension	\$ -	\$ -	\$ -
<b>Enterprise Agencies</b>	10 Airport Department	\$ -	\$ -	\$ -
	13 BSEED	\$ -	\$ -	\$ -
	20 Department of Transportation	\$ -	\$ -	\$ -
	48 Water Department	\$ -	\$ -	\$ -
	49 Sewerage Department	\$ -	\$ -	\$ -
	72 Public Library	\$ -	\$ -	\$ -
<b>Total Capital City Agencies (Exec./Leg./Jud./Non-Dept.)</b>		\$ 4.71	\$ 4.71	\$ -
<b>Total Debt Service</b>		\$ -	\$ -	\$ -
<b>Total Enterprise Agencies</b>		\$ -	\$ -	\$ -
<b>Grand Total</b>		\$ 4.71	\$ 4.71	\$ -



## **Appropriations & Revenues by Agency Category**

**City of Detroit  
FY2026 Adopted Budget  
Capital Fund**



## Appropriations & Revenues by Agency

**City of Detroit**  
**FY2026 Adopted Budget**  
**Blight Fund (in millions)**

Category	Department	Appropriations	Revenues	Net Tax Cost
<b>Executive Agencies</b>	16 Construction & Demolition Department	\$ 19.03	\$ 0.05	\$ 18.98
	19 Department of Public Works	\$ -	\$ -	\$ -
	23 Office of the Chief Financial Officer	\$ 1.98	\$ -	\$ 1.98
	24 Fire Department	\$ -	\$ -	\$ -
	25 Health Department	\$ -	\$ -	\$ -
	28 Human Resources Department	\$ -	\$ -	\$ -
	29 Civil Rights, Inclusion, & Opportunity	\$ -	\$ -	\$ -
	31 Department of Innovation & Technology	\$ -	\$ -	\$ -
	32 Law Department	\$ -	\$ -	\$ -
	33 Mayor's Office	\$ -	\$ -	\$ -
	34 Municipal Parking Department	\$ -	\$ -	\$ -
	36 Housing & Revitalization Department	\$ -	\$ -	\$ -
	37 Police Department	\$ -	\$ -	\$ -
	38 Public Lighting Department	\$ -	\$ -	\$ -
	43 Planning & Development Department	\$ -	\$ -	\$ -
	45 Department of Appeals & Hearings	\$ -	\$ -	\$ -
	47 General Services Department	\$ 14.04	\$ -	\$ 14.04
<b>Legislative Agencies</b>	50 Office of the Auditor General	\$ -	\$ -	\$ -
	51 Board of Zoning Appeals	\$ -	\$ -	\$ -
	52 City Council	\$ -	\$ -	\$ -
	53 Ombudsman	\$ -	\$ -	\$ -
	54 Office of the Inspector General	\$ -	\$ -	\$ -
	70 City Clerk	\$ -	\$ -	\$ -
	71 Department of Elections	\$ -	\$ -	\$ -
<b>Judicial Agency</b>	60 36th District Court	\$ -	\$ -	\$ -
<b>Non-Departmental</b>	35 Non-Departmental	\$ -	\$ 35.00	\$ (35.00)
<b>Debt Service</b>	18 Debt Service & Legacy Pension	\$ -	\$ -	\$ -
<b>Enterprise Agencies</b>	10 Airport Department	\$ -	\$ -	\$ -
	13 BSEED	\$ -	\$ -	\$ -
	20 Department of Transportation	\$ -	\$ -	\$ -
	48 Water Department	\$ -	\$ -	\$ -
	49 Sewerage Department	\$ -	\$ -	\$ -
	72 Public Library	\$ -	\$ -	\$ -
<b>Total General City Agencies (Exec./Leg./Jud./Non-Dept.)</b>		\$ 35.05	\$ 35.05	\$ -
<b>Total Debt Service</b>		\$ -	\$ -	\$ -
<b>Total Enterprise Agencies</b>		\$ -	\$ -	\$ -
<b>Grand Total</b>		\$ 35.05	\$ 35.05	\$ -

## Fund Types by Department - Appropriations

**City of Detroit**  
**FY2026 Adopted Budget**  
**Appropriations (in millions)**

Category	Department	General Fund	Non-General Funds	Capital Fund	Blight Fund	Total Funds
<b>Executive Agencies</b>	16 Construction & Demolition Department	\$ 14.47	\$ -	\$ -	\$ 19.03	\$ 33.50
	19 Department of Public Works	\$ 3.46	\$ 168.90	\$ -	\$ -	\$ 172.36
	23 Office of the Chief Financial Officer	\$ 66.86	\$ -	\$ -	\$ 1.98	\$ 68.84
	24 Detroit Fire Department	\$ 172.49	\$ 2.62	\$ -	\$ -	\$ 175.11
	25 Health Department	\$ 20.91	\$ 34.14	\$ -	\$ -	\$ 55.05
	28 Human Resources Department	\$ 15.67	\$ -	\$ -	\$ -	\$ 15.67
	29 Civil Rights, Inclusion, & Opportunity	\$ 5.11	\$ 3.11	\$ -	\$ -	\$ 8.22
	31 Department of Innovation & Technology	\$ 64.44	\$ -	\$ -	\$ -	\$ 64.44
	32 Law Department	\$ 21.88	\$ -	\$ -	\$ -	\$ 21.88
	33 Mayor's Office	\$ 9.97	\$ 1.11	\$ -	\$ -	\$ 11.08
	34 Municipal Parking Department	\$ 11.17	\$ -	\$ -	\$ -	\$ 11.17
	36 Housing & Revitalization Department	\$ 43.35	\$ 43.54	\$ 3.71	\$ -	\$ 90.61
	37 Detroit Police Department	\$ 436.60	\$ 18.81	\$ -	\$ -	\$ 455.41
	38 Public Lighting Department	\$ 18.50	\$ 2.20	\$ -	\$ -	\$ 20.70
	43 Planning & Development Department	\$ 5.54	\$ -	\$ -	\$ -	\$ 5.54
	45 Department of Appeals & Hearings	\$ 1.90	\$ -	\$ -	\$ -	\$ 1.90
	47 General Services Department	\$ 93.10	\$ 22.72	\$ -	\$ 14.04	\$ 129.86
<b>Legislative Agencies</b>	50 Office of the Auditor General	\$ 5.85	\$ -	\$ -	\$ -	\$ 5.85
	51 Board of Zoning Appeals	\$ 0.64	\$ -	\$ -	\$ -	\$ 0.64
	52 City Council	\$ 19.07	\$ -	\$ -	\$ -	\$ 19.07
	53 Ombudsman	\$ 2.02	\$ 0.01	\$ -	\$ -	\$ 2.03
	54 Office of the Inspector General	\$ 2.25	\$ -	\$ -	\$ -	\$ 2.25
	70 City Clerk	\$ 3.68	\$ -	\$ -	\$ -	\$ 3.68
	71 Department of Elections	\$ 19.16	\$ -	\$ -	\$ -	\$ 19.16
<b>Judicial Agency</b>	60 36th District Court	\$ 33.32	\$ -	\$ -	\$ -	\$ 33.32
<b>Non-Departmental</b>	35 Non-Departmental	\$ 237.13	\$ 5.27	\$ 1.00	\$ -	\$ 243.40
<b>Debt Service</b>	18 Debt Service & Legacy Pension	\$ 254.63	\$ 59.94	\$ -	\$ -	\$ 314.57
<b>Enterprise Agencies</b>	10 Airport Department	\$ -	\$ 4.46	\$ -	\$ -	\$ 4.46
	13 BSEED	\$ 4.46	\$ 36.40	\$ -	\$ -	\$ 40.86
	20 Detroit Department of Transportation	\$ -	\$ 209.16	\$ -	\$ -	\$ 209.16
	48 Water Department	\$ -	\$ 265.26	\$ -	\$ -	\$ 265.26
	49 Sewerage Department	\$ -	\$ 532.22	\$ -	\$ -	\$ 532.22
	72 Detroit Public Library	\$ -	\$ 43.47	\$ -	\$ -	\$ 43.47
<b>Total General City Agencies (Exec./Leg./Jud./Non-Dept.)</b>		\$ 1,328.56	\$ 302.43	\$ 4.71	\$ 35.05	\$ 1,670.75
<b>Total Debt Service</b>		\$ 254.63	\$ 59.94	\$ -	\$ -	\$ 314.57
<b>Total Enterprise Agencies</b>		\$ 4.46	\$ 1,090.97	\$ -	\$ -	\$ 1,095.43
<b>Grand Total</b>		\$ 1,587.65	\$ 1,453.34	\$ 4.71	\$ 35.05	\$ 3,080.75

## Fund Types by Department - Revenues

**City of Detroit**  
**FY2026 Adopted Budget**  
**Revenues (in millions)**

Category	Department	General Fund	Non-General Funds	Capital Fund	Blight Fund	Total Funds
<b>Executive Agencies</b>	16 Construction & Demolition Department	\$ 1.84	\$ -	\$ -	\$ 0.05	\$ 1.89
	19 Department of Public Works	\$ 5.03	\$ 190.47	\$ -	\$ -	\$ 195.50
	23 Office of the Chief Financial Officer	\$ 4.74	\$ -	\$ -	\$ -	\$ 4.74
	24 Detroit Fire Department	\$ 24.33	\$ 2.62	\$ -	\$ -	\$ 26.95
	25 Health Department	\$ 3.71	\$ 34.14	\$ -	\$ -	\$ 37.85
	28 Human Resources Department	\$ -	\$ -	\$ -	\$ -	\$ -
	29 Civil Rights, Inclusion, & Opportunity	\$ 0.43	\$ 3.11	\$ -	\$ -	\$ 3.54
	31 Department of Innovation & Technology	\$ -	\$ -	\$ -	\$ -	\$ -
	32 Law Department	\$ 1.73	\$ -	\$ -	\$ -	\$ 1.73
	33 Mayor's Office	\$ 0.09	\$ 1.11	\$ -	\$ -	\$ 1.20
	34 Municipal Parking Department	\$ 16.92	\$ -	\$ -	\$ -	\$ 16.92
	36 Housing & Revitalization Department	\$ 5.07	\$ 42.94	\$ -	\$ -	\$ 48.01
	37 Detroit Police Department	\$ 86.01	\$ 18.81	\$ -	\$ -	\$ 104.81
	38 Public Lighting Department	\$ 0.81	\$ 2.20	\$ -	\$ -	\$ 3.01
	43 Planning & Development Department	\$ -	\$ -	\$ -	\$ -	\$ -
	45 Department of Appeals & Hearings	\$ 6.74	\$ -	\$ -	\$ -	\$ 6.74
	47 General Services Department	\$ 14.74	\$ 1.15	\$ -	\$ -	\$ 15.89
<b>Legislative Agencies</b>	50 Office of the Auditor General	\$ -	\$ -	\$ -	\$ -	\$ -
	51 Board of Zoning Appeals	\$ 0.11	\$ -	\$ -	\$ -	\$ 0.11
	52 City Council	\$ 0.02	\$ -	\$ -	\$ -	\$ 0.02
	53 Ombudsman	\$ -	\$ 0.01	\$ -	\$ -	\$ 0.01
	54 Office of the Inspector General	\$ -	\$ -	\$ -	\$ -	\$ -
	70 City Clerk	\$ 0.01	\$ -	\$ -	\$ -	\$ 0.01
	71 Department of Elections	\$ 0.00	\$ -	\$ -	\$ -	\$ 0.00
<b>Judicial Agency</b>	60 36th District Court	\$ 14.00	\$ -	\$ -	\$ -	\$ 14.00
<b>Non-Departmental</b>	35 Non-Departmental	\$ 1,307.53	\$ 5.27	\$ 4.71	\$ 35.00	\$ 1,352.51
<b>Debt Service</b>	18 Debt Service & Legacy Pension	\$ 91.10	\$ 59.94	\$ -	\$ -	\$ 151.04
<b>Enterprise Agencies</b>	10 Airport Department	\$ -	\$ 4.46	\$ -	\$ -	\$ 4.46
	13 BSEED	\$ 2.71	\$ 37.00	\$ -	\$ -	\$ 39.71
	20 Detroit Department of Transportation	\$ -	\$ 209.16	\$ -	\$ -	\$ 209.16
	48 Water Department	\$ -	\$ 265.26	\$ -	\$ -	\$ 265.26
	49 Sewerage Department	\$ -	\$ 532.22	\$ -	\$ -	\$ 532.22
	72 Detroit Public Library	\$ -	\$ 43.47	\$ -	\$ -	\$ 43.47
<b>Total General City Agencies (Exec./Leg./Jud./Non-Dept.)</b>		\$ 1,493.84	\$ 301.83	\$ 4.71	\$ 35.05	\$ 1,835.43
<b>Total Debt Service</b>		\$ 91.10	\$ 59.94	\$ -	\$ -	\$ 151.04
<b>Total Enterprise Agencies</b>		\$ 2.71	\$ 1,091.57	\$ -	\$ -	\$ 1,094.28
<b>Grand Total</b>		\$ 1,587.65	\$ 1,453.34	\$ 4.71	\$ 35.05	\$ 3,080.75



## Proposed vs Adopted: All Funds

### City of Detroit FY2026 Mayor's Proposed vs Adopted Budgets All Funds Appropriations (in millions)

Category	Department	FY26 Mayor's Proposed	Errata	Schedule A	Schedule B	FY26 Final Adopted
<b>Executive Agencies</b>	16 Construction & Demolition Department	\$ 40.50	\$ (1.00)	\$ -	\$ (6.00)	\$ 33.50
	19 Department of Public Works	\$ 172.36	\$ -	\$ -	\$ -	\$ 172.36
	23 Office of the Chief Financial Officer	\$ 69.03	\$ (0.13)	\$ -	\$ (0.07)	\$ 68.84
	24 Fire Department	\$ 175.11	\$ -	\$ -	\$ -	\$ 175.11
	25 Health Department	\$ 51.81	\$ -	\$ -	\$ 3.24	\$ 55.05
	28 Human Resources Department	\$ 15.67	\$ -	\$ -	\$ -	\$ 15.67
	29 Civil Rights, Inclusion, & Opportunity	\$ 7.47	\$ -	\$ -	\$ 0.75	\$ 8.22
	31 Department of Innovation & Technology	\$ 63.94	\$ -	\$ -	\$ 0.50	\$ 64.44
	32 Law Department	\$ 21.38	\$ -	\$ -	\$ 0.50	\$ 21.88
	33 Mayor's Office	\$ 11.23	\$ -	\$ -	\$ (0.15)	\$ 11.08
	34 Municipal Parking Department	\$ 11.17	\$ -	\$ -	\$ -	\$ 11.17
	36 Housing & Revitalization Department	\$ 77.23	\$ -	\$ -	\$ 13.38	\$ 90.61
	37 Police Department	\$ 455.41	\$ -	\$ -	\$ -	\$ 455.41
	38 Public Lighting Department	\$ 20.70	\$ -	\$ -	\$ -	\$ 20.70
	43 Planning & Development Department	\$ 5.54	\$ -	\$ -	\$ -	\$ 5.54
	45 Department of Appeals & Hearings	\$ 1.90	\$ -	\$ -	\$ -	\$ 1.90
	47 General Services Department	\$ 129.46	\$ (0.40)	\$ -	\$ 0.80	\$ 129.86
<b>Legislative Agencies</b>	50 Office of the Auditor General	\$ 5.38	\$ -	\$ -	\$ 0.47	\$ 5.85
	51 Board of Zoning Appeals	\$ 0.64	\$ -	\$ -	\$ -	\$ 0.64
	52 City Council	\$ 17.03	\$ 0.13	\$ -	\$ 1.92	\$ 19.07
	53 Ombudsman	\$ 1.72	\$ -	\$ -	\$ 0.31	\$ 2.03
	54 Office of the Inspector General	\$ 1.93	\$ -	\$ -	\$ 0.33	\$ 2.25
	70 City Clerk	\$ 2.81	\$ -	\$ -	\$ 0.88	\$ 3.68
	71 Department of Elections	\$ 19.16	\$ -	\$ -	\$ -	\$ 19.16
<b>Judicial Agency</b>	60 36th District Court	\$ 33.32	\$ -	\$ -	\$ -	\$ 33.32
<b>Non-Departmental</b>	35 Non-Departmental	\$ 248.25	\$ 1.40	\$ -	\$ (6.25)	\$ 243.40
<b>Debt Service</b>	18 Debt Service & Legacy Pension	\$ 314.57	\$ -	\$ -	\$ -	\$ 314.57
<b>Enterprise Agencies</b>	10 Airport Department	\$ 4.46	\$ -	\$ -	\$ -	\$ 4.46
	13 BSEED	\$ 40.44	\$ -	\$ -	\$ 0.42	\$ 40.86
	20 Department of Transportation	\$ 209.16	\$ -	\$ -	\$ -	\$ 209.16
	48 Water Department	\$ 265.26	\$ -	\$ -	\$ -	\$ 265.26
	49 Sewerage Department	\$ 532.22	\$ -	\$ -	\$ -	\$ 532.22
	72 Public Library	\$ 43.47	\$ -	\$ -	\$ -	\$ 43.47
<b>Total General City Agencies (Exec/Leg/Jud/Non-Dept)</b>		\$ 1,660.15	\$ -	\$ -	\$ 10.60	\$ 1,670.75
<b>Total Debt Service</b>		\$ 314.57	\$ -	\$ -	\$ -	\$ 314.57
<b>Total Enterprise Agencies</b>		\$ 1,095.01	\$ -	\$ -	\$ 0.42	\$ 1,095.43
<b>Grand Total</b>		\$ 3,069.73	\$ -	\$ -	\$ 11.02	\$ 3,080.75

## Proposed vs Adopted: General Fund

### City of Detroit FY2026 Mayor's Proposed vs Adopted Budgets General Fund Appropriations (in millions)

Category	Department	FY26 Mayor's Proposed	Errata	Schedule A	Schedule B	FY26 Final Adopted
Executive Agencies	16 Construction & Demolition Department	\$ 15.47	\$ -	\$ -	\$ (1.00)	\$ 14.47
	19 Department of Public Works	\$ 3.46	\$ -	\$ -	\$ -	\$ 3.46
	23 Office of the Chief Financial Officer	\$ 67.06	\$ (0.13)	\$ -	\$ (0.07)	\$ 66.86
	24 Fire Department	\$ 172.49	\$ -	\$ -	\$ -	\$ 172.49
	25 Health Department	\$ 17.67	\$ -	\$ -	\$ 3.24	\$ 20.91
	28 Human Resources Department	\$ 15.67	\$ -	\$ -	\$ -	\$ 15.67
	29 Civil Rights, Inclusion, & Opportunity	\$ 4.36	\$ -	\$ -	\$ 0.75	\$ 5.11
	31 Department of Innovation & Technology	\$ 63.94	\$ -	\$ -	\$ 0.50	\$ 64.44
	32 Law Department	\$ 21.38	\$ -	\$ -	\$ 0.50	\$ 21.88
	33 Mayor's Office	\$ 10.12	\$ -	\$ -	\$ (0.15)	\$ 9.97
	34 Municipal Parking Department	\$ 11.17	\$ -	\$ -	\$ -	\$ 11.17
	36 Housing & Revitalization Department	\$ 34.28	\$ -	\$ -	\$ 9.07	\$ 43.35
	37 Police Department	\$ 436.60	\$ -	\$ -	\$ -	\$ 436.60
	38 Public Lighting Department	\$ 18.50	\$ -	\$ -	\$ -	\$ 18.50
	43 Planning & Development Department	\$ 5.54	\$ -	\$ -	\$ -	\$ 5.54
	45 Department of Appeals & Hearings	\$ 1.90	\$ -	\$ -	\$ -	\$ 1.90
	47 General Services Department	\$ 92.70	\$ (0.40)	\$ -	\$ 0.80	\$ 93.10
Legislative Agencies	50 Office of the Auditor General	\$ 5.38	\$ -	\$ -	\$ 0.47	\$ 5.85
	51 Board of Zoning Appeals	\$ 0.64	\$ -	\$ -	\$ -	\$ 0.64
	52 City Council	\$ 17.03	\$ 0.13	\$ -	\$ 1.92	\$ 19.07
	53 Ombudsman	\$ 1.71	\$ -	\$ -	\$ 0.31	\$ 2.02
	54 Office of the Inspector General	\$ 1.93	\$ -	\$ -	\$ 0.33	\$ 2.25
	70 City Clerk	\$ 2.81	\$ -	\$ -	\$ 0.88	\$ 3.68
	71 Department of Elections	\$ 19.16	\$ -	\$ -	\$ -	\$ 19.16
Judicial Agency	60 36th District Court	\$ 33.32	\$ -	\$ -	\$ -	\$ 33.32
Non-Departmental	35 Non-Departmental	\$ 242.98	\$ 0.40	\$ -	\$ (6.25)	\$ 237.13
Debt Service	18 Debt Service & Legacy Pension	\$ 254.63	\$ -	\$ -	\$ -	\$ 254.63
Enterprise Agencies	10 Airport Department	\$ -	\$ -	\$ -	\$ -	\$ -
	13 BSEED	\$ 4.46	\$ -	\$ -	\$ -	\$ 4.46
	20 Department of Transportation	\$ -	\$ -	\$ -	\$ -	\$ -
	48 Water Department	\$ -	\$ -	\$ -	\$ -	\$ -
	49 Sewerage Department	\$ -	\$ -	\$ -	\$ -	\$ -
	72 Public Library	\$ -	\$ -	\$ -	\$ -	\$ -
Total General City Agencies (Exec/Leg/Jud/Non-Dept)		\$ 1,317.27	\$ -	\$ -	\$ 11.29	\$ 1,328.56
Total Debt Service		\$ 254.63	\$ -	\$ -	\$ -	\$ 254.63
Total Enterprise Agencies		\$ 4.46	\$ -	\$ -	\$ -	\$ 4.46
Grand Total		\$ 1,576.37	\$ -	\$ -	\$ 11.29	\$ 1,587.65

## Proposed vs Adopted: Non-General Funds

### City of Detroit FY2026 Mayor's Proposed vs Adopted Budgets Non-General Fund Appropriations (in millions)

Category	Department	FY26 Mayor's Proposed	Errata	Schedule A	Schedule B	FY26 Final Adopted
<b>Executive Agencies</b>	16 Construction & Demolition Department	\$ -	\$ -	\$ -	\$ -	\$ -
	19 Department of Public Works	\$ 168.90	\$ -	\$ -	\$ -	\$ 168.90
	23 Office of the Chief Financial Officer	\$ -	\$ -	\$ -	\$ -	\$ -
	24 Fire Department	\$ 2.62	\$ -	\$ -	\$ -	\$ 2.62
	25 Health Department	\$ 34.14	\$ -	\$ -	\$ -	\$ 34.14
	28 Human Resources Department	\$ -	\$ -	\$ -	\$ -	\$ -
	29 Civil Rights, Inclusion, & Opportunity	\$ 3.11	\$ -	\$ -	\$ -	\$ 3.11
	31 Department of Innovation & Technology	\$ -	\$ -	\$ -	\$ -	\$ -
	32 Law Department	\$ -	\$ -	\$ -	\$ -	\$ -
	33 Mayor's Office	\$ 1.11	\$ -	\$ -	\$ -	\$ 1.11
	34 Municipal Parking Department	\$ -	\$ -	\$ -	\$ -	\$ -
	36 Housing & Revitalization Department	\$ 42.94	\$ -	\$ -	\$ 0.60	\$ 43.54
	37 Police Department	\$ 18.81	\$ -	\$ -	\$ -	\$ 18.81
	38 Public Lighting Department	\$ 2.20	\$ -	\$ -	\$ -	\$ 2.20
	43 Planning & Development Department	\$ -	\$ -	\$ -	\$ -	\$ -
	45 Department of Appeals & Hearings	\$ -	\$ -	\$ -	\$ -	\$ -
	47 General Services Department	\$ 22.72	\$ -	\$ -	\$ -	\$ 22.72
<b>Legislative Agencies</b>	50 Office of the Auditor General	\$ -	\$ -	\$ -	\$ -	\$ -
	51 Board of Zoning Appeals	\$ -	\$ -	\$ -	\$ -	\$ -
	52 City Council	\$ -	\$ -	\$ -	\$ -	\$ -
	53 Ombudsman	\$ 0.01	\$ -	\$ -	\$ -	\$ 0.01
	54 Office of the Inspector General	\$ -	\$ -	\$ -	\$ -	\$ -
	70 City Clerk	\$ -	\$ -	\$ -	\$ -	\$ -
	71 Department of Elections	\$ -	\$ -	\$ -	\$ -	\$ -
<b>Judicial Agency</b>	60 36th District Court	\$ -	\$ -	\$ -	\$ -	\$ -
<b>Non-Departmental</b>	35 Non-Departmental	\$ 5.27	\$ -	\$ -	\$ -	\$ 5.27
<b>Debt Service</b>	18 Debt Service & Legacy Pension	\$ 59.94	\$ -	\$ -	\$ -	\$ 59.94
<b>Enterprise Agencies</b>	10 Airport Department	\$ 4.46	\$ -	\$ -	\$ -	\$ 4.46
	13 BSEED	\$ 35.98	\$ -	\$ -	\$ 0.42	\$ 36.40
	20 Department of Transportation	\$ 209.16	\$ -	\$ -	\$ -	\$ 209.16
	48 Water Department	\$ 265.26	\$ -	\$ -	\$ -	\$ 265.26
	49 Sewerage Department	\$ 532.22	\$ -	\$ -	\$ -	\$ 532.22
	72 Public Library	\$ 43.47	\$ -	\$ -	\$ -	\$ 43.47
<b>Total General City Agencies (Exec/Leg/Jud/Non-Dept)</b>		\$ 301.83	\$ -	\$ -	\$ 0.60	\$ 302.43
<b>Total Debt Service</b>		\$ 59.94	\$ -	\$ -	\$ -	\$ 59.94
<b>Total Enterprise Agencies</b>		\$ 1,090.55	\$ -	\$ -	\$ 0.42	\$ 1,090.97
<b>Grand Total</b>		\$ 1,452.32	\$ -	\$ -	\$ 1.02	\$ 1,453.34

## Proposed vs Adopted: Capital Fund

### City of Detroit FY2026 Mayor's Proposed vs Adopted Budgets Capital Fund Appropriations (in millions)

Category	Department	FY26 Mayor's Proposed	Errata	Schedule A	Schedule B	FY26 Final Adopted
<b>Executive Agencies</b>	16 Construction & Demolition Department	\$ -	\$ -	\$ -	\$ -	\$ -
	19 Department of Public Works	\$ -	\$ -	\$ -	\$ -	\$ -
	23 Office of the Chief Financial Officer	\$ -	\$ -	\$ -	\$ -	\$ -
	24 Fire Department	\$ -	\$ -	\$ -	\$ -	\$ -
	25 Health Department	\$ -	\$ -	\$ -	\$ -	\$ -
	28 Human Resources Department	\$ -	\$ -	\$ -	\$ -	\$ -
	29 Civil Rights, Inclusion, & Opportunity	\$ -	\$ -	\$ -	\$ -	\$ -
	31 Department of Innovation & Technology	\$ -	\$ -	\$ -	\$ -	\$ -
	32 Law Department	\$ -	\$ -	\$ -	\$ -	\$ -
	33 Mayor's Office	\$ -	\$ -	\$ -	\$ -	\$ -
	34 Municipal Parking Department	\$ -	\$ -	\$ -	\$ -	\$ -
	36 Housing & Revitalization Department	\$ -	\$ -	\$ -	\$ 3.71	\$ 3.71
	37 Police Department	\$ -	\$ -	\$ -	\$ -	\$ -
	38 Public Lighting Department	\$ -	\$ -	\$ -	\$ -	\$ -
	43 Planning & Development Department	\$ -	\$ -	\$ -	\$ -	\$ -
	45 Department of Appeals & Hearings	\$ -	\$ -	\$ -	\$ -	\$ -
	47 General Services Department	\$ -	\$ -	\$ -	\$ -	\$ -
<b>Legislative Agencies</b>	50 Office of the Auditor General	\$ -	\$ -	\$ -	\$ -	\$ -
	51 Board of Zoning Appeals	\$ -	\$ -	\$ -	\$ -	\$ -
	52 City Council	\$ -	\$ -	\$ -	\$ -	\$ -
	53 Ombudsman	\$ -	\$ -	\$ -	\$ -	\$ -
	54 Office of the Inspector General	\$ -	\$ -	\$ -	\$ -	\$ -
	70 City Clerk	\$ -	\$ -	\$ -	\$ -	\$ -
	71 Department of Elections	\$ -	\$ -	\$ -	\$ -	\$ -
<b>Judicial Agency</b>	60 36th District Court	\$ -	\$ -	\$ -	\$ -	\$ -
<b>Non-Departmental</b>	35 Non-Departmental	\$ -	\$ 1.00	\$ -	\$ -	\$ 1.00
<b>Debt Service</b>	18 Debt Service & Legacy Pension	\$ -	\$ -	\$ -	\$ -	\$ -
<b>Enterprise Agencies</b>	10 Airport Department	\$ -	\$ -	\$ -	\$ -	\$ -
	13 BSEED	\$ -	\$ -	\$ -	\$ -	\$ -
	20 Department of Transportation	\$ -	\$ -	\$ -	\$ -	\$ -
	48 Water Department	\$ -	\$ -	\$ -	\$ -	\$ -
	49 Sewerage Department	\$ -	\$ -	\$ -	\$ -	\$ -
	72 Public Library	\$ -	\$ -	\$ -	\$ -	\$ -
<b>Total General City Agencies (Exec/Leg/Jud/Non-Dept)</b>		\$ -	\$ 1.00	\$ -	\$ 3.71	\$ 4.71
<b>Total Debt Service</b>		\$ -	\$ -	\$ -	\$ -	\$ -
<b>Total Enterprise Agencies</b>		\$ -	\$ -	\$ -	\$ -	\$ -
<b>Grand Total</b>		\$ -	\$ 1.00	\$ -	\$ 3.71	\$ 4.71

## Proposed vs Adopted: Blight Fund

### City of Detroit FY2026 Mayor's Proposed vs Adopted Budgets Blight Fund Appropriations (in millions)

Category	Department	FY26 Mayor's Proposed	Errata	Schedule A	Schedule B	FY26 Final Adopted
<b>Executive Agencies</b>	16 Construction & Demolition Department	\$ 25.03	\$ (1.00)	\$ -	\$ (5.00)	\$ 19.03
	19 Department of Public Works	\$ -	\$ -	\$ -	\$ -	\$ -
	23 Office of the Chief Financial Officer	\$ 1.98	\$ -	\$ -	\$ -	\$ 1.98
	24 Fire Department	\$ -	\$ -	\$ -	\$ -	\$ -
	25 Health Department	\$ -	\$ -	\$ -	\$ -	\$ -
	28 Human Resources Department	\$ -	\$ -	\$ -	\$ -	\$ -
	29 Civil Rights, Inclusion, & Opportunity	\$ -	\$ -	\$ -	\$ -	\$ -
	31 Department of Innovation & Technology	\$ -	\$ -	\$ -	\$ -	\$ -
	32 Law Department	\$ -	\$ -	\$ -	\$ -	\$ -
	33 Mayor's Office	\$ -	\$ -	\$ -	\$ -	\$ -
	34 Municipal Parking Department	\$ -	\$ -	\$ -	\$ -	\$ -
	36 Housing & Revitalization Department	\$ -	\$ -	\$ -	\$ -	\$ -
	37 Police Department	\$ -	\$ -	\$ -	\$ -	\$ -
	38 Public Lighting Department	\$ -	\$ -	\$ -	\$ -	\$ -
	43 Planning & Development Department	\$ -	\$ -	\$ -	\$ -	\$ -
<b>Legislative Agencies</b>	45 Department of Appeals & Hearings	\$ -	\$ -	\$ -	\$ -	\$ -
	47 General Services Department	\$ 14.04	\$ -	\$ -	\$ -	\$ 14.04
	50 Office of the Auditor General	\$ -	\$ -	\$ -	\$ -	\$ -
	51 Board of Zoning Appeals	\$ -	\$ -	\$ -	\$ -	\$ -
	52 City Council	\$ -	\$ -	\$ -	\$ -	\$ -
	53 Ombudsman	\$ -	\$ -	\$ -	\$ -	\$ -
	54 Office of the Inspector General	\$ -	\$ -	\$ -	\$ -	\$ -
	70 City Clerk	\$ -	\$ -	\$ -	\$ -	\$ -
<b>Judicial Agency</b>	71 Department of Elections	\$ -	\$ -	\$ -	\$ -	\$ -
	60 36th District Court	\$ -	\$ -	\$ -	\$ -	\$ -
<b>Non-Departmental</b>	35 Non-Departmental	\$ -	\$ -	\$ -	\$ -	\$ -
<b>Debt Service</b>	18 Debt Service & Legacy Pension	\$ -	\$ -	\$ -	\$ -	\$ -
<b>Enterprise Agencies</b>	10 Airport Department	\$ -	\$ -	\$ -	\$ -	\$ -
	13 BSEED	\$ -	\$ -	\$ -	\$ -	\$ -
	20 Department of Transportation	\$ -	\$ -	\$ -	\$ -	\$ -
	48 Water Department	\$ -	\$ -	\$ -	\$ -	\$ -
	49 Sewerage Department	\$ -	\$ -	\$ -	\$ -	\$ -
	72 Public Library	\$ -	\$ -	\$ -	\$ -	\$ -
<b>Total General City Agencies (Exec/Leg/Jud/Non-Dept)</b>		\$ 41.05	\$ (1.00)	\$ -	\$ (5.00)	\$ 35.05
<b>Total Debt Service</b>		\$ -	\$ -	\$ -	\$ -	\$ -
<b>Total Enterprise Agencies</b>		\$ -	\$ -	\$ -	\$ -	\$ -
<b>Grand Total</b>		\$ 41.05	\$ (1.00)	\$ -	\$ (5.00)	\$ 35.05

## Proposed vs Adopted: All Funds

### City of Detroit FY2026 Mayor's Proposed vs Adopted Budgets All Funds Revenues (in millions)

Category	Department	FY26 Mayor's Proposed	Errata	Schedule A	Schedule B	FY26 Final Adopted
<b>Executive Agencies</b>	16 Construction & Demolition Department	\$ 1.89	\$ -	\$ -	\$ -	\$ 1.89
	19 Department of Public Works	\$ 195.50	\$ -	\$ -	\$ -	\$ 195.50
	23 Office of the Chief Financial Officer	\$ 4.74	\$ -	\$ -	\$ -	\$ 4.74
	24 Fire Department	\$ 26.95	\$ -	\$ -	\$ -	\$ 26.95
	25 Health Department	\$ 37.85	\$ -	\$ -	\$ -	\$ 37.85
	28 Human Resources Department	\$ -	\$ -	\$ -	\$ -	\$ -
	29 Civil Rights, Inclusion, & Opportunity	\$ 3.54	\$ -	\$ -	\$ -	\$ 3.54
	31 Department of Innovation & Technology	\$ -	\$ -	\$ -	\$ -	\$ -
	32 Law Department	\$ 1.73	\$ -	\$ -	\$ -	\$ 1.73
	33 Mayor's Office	\$ 1.20	\$ -	\$ -	\$ -	\$ 1.20
	34 Municipal Parking Department	\$ 16.92	\$ -	\$ -	\$ -	\$ 16.92
	36 Housing & Revitalization Department	\$ 48.01	\$ -	\$ -	\$ -	\$ 48.01
	37 Police Department	\$ 104.81	\$ -	\$ -	\$ -	\$ 104.81
	38 Public Lighting Department	\$ 3.01	\$ -	\$ -	\$ -	\$ 3.01
	43 Planning & Development Department	\$ -	\$ -	\$ -	\$ -	\$ -
	45 Department of Appeals & Hearings	\$ 6.74	\$ -	\$ -	\$ -	\$ 6.74
	47 General Services Department	\$ 15.89	\$ -	\$ -	\$ -	\$ 15.89
<b>Legislative Agencies</b>	50 Office of the Auditor General	\$ -	\$ -	\$ -	\$ -	\$ -
	51 Board of Zoning Appeals	\$ 0.11	\$ -	\$ -	\$ -	\$ 0.11
	52 City Council	\$ 0.02	\$ -	\$ -	\$ -	\$ 0.02
	53 Ombudsman	\$ 0.01	\$ -	\$ -	\$ -	\$ 0.01
	54 Office of the Inspector General	\$ -	\$ -	\$ -	\$ -	\$ -
	70 City Clerk	\$ 0.01	\$ -	\$ -	\$ -	\$ 0.01
	71 Department of Elections	\$ 0.00	\$ -	\$ -	\$ -	\$ 0.00
<b>Judicial Agency</b>	60 36th District Court	\$ 14.00	\$ -	\$ -	\$ -	\$ 14.00
<b>Non-Departmental</b>	35 Non-Departmental	\$ 1,342.51	\$ -	\$ -	\$ 10.00	\$ 1,352.51
<b>Debt Service</b>	18 Debt Service & Legacy Pension	\$ 151.04	\$ -	\$ -	\$ -	\$ 151.04
<b>Enterprise Agencies</b>	10 Airport Department	\$ 4.46	\$ -	\$ -	\$ -	\$ 4.46
	13 BSEED	\$ 38.69	\$ -	\$ -	\$ 1.02	\$ 39.71
	20 Department of Transportation	\$ 209.16	\$ -	\$ -	\$ -	\$ 209.16
	48 Water Department	\$ 265.26	\$ -	\$ -	\$ -	\$ 265.26
	49 Sewerage Department	\$ 532.22	\$ -	\$ -	\$ -	\$ 532.22
	72 Public Library	\$ 43.47	\$ -	\$ -	\$ -	\$ 43.47
<b>Total General City Agencies (Exec/Leg/Jud/Non-Dept)</b>		<b>\$ 1,825.43</b>	<b>\$ -</b>	<b>\$ -</b>	<b>\$ 10.00</b>	<b>\$ 1,835.43</b>
<b>Total Debt Service</b>		<b>\$ 151.04</b>	<b>\$ -</b>	<b>\$ -</b>	<b>\$ -</b>	<b>\$ 151.04</b>
<b>Total Enterprise Agencies</b>		<b>\$ 1,093.26</b>	<b>\$ -</b>	<b>\$ -</b>	<b>\$ 1.02</b>	<b>\$ 1,094.28</b>
<b>Grand Total</b>		<b>\$ 3,069.73</b>	<b>\$ -</b>	<b>\$ -</b>	<b>\$ 11.02</b>	<b>\$ 3,080.75</b>



## Proposed vs Adopted: General Fund

### City of Detroit FY2026 Mayor's Proposed vs Adopted Budgets General Fund Revenues (in millions)

Category	Department	FY26 Mayor's Proposed	Errata	Schedule A	Schedule B	FY26 Final Adopted
<b>Executive Agencies</b>	16 Construction & Demolition Department	\$ 1.84	\$ -	\$ -	\$ -	\$ 1.84
	19 Department of Public Works	\$ 5.03	\$ -	\$ -	\$ -	\$ 5.03
	23 Office of the Chief Financial Officer	\$ 4.74	\$ -	\$ -	\$ -	\$ 4.74
	24 Fire Department	\$ 24.33	\$ -	\$ -	\$ -	\$ 24.33
	25 Health Department	\$ 3.71	\$ -	\$ -	\$ -	\$ 3.71
	28 Human Resources Department	\$ -	\$ -	\$ -	\$ -	\$ -
	29 Civil Rights, Inclusion, & Opportunity	\$ 0.43	\$ -	\$ -	\$ -	\$ 0.43
	31 Department of Innovation & Technology	\$ -	\$ -	\$ -	\$ -	\$ -
	32 Law Department	\$ 1.73	\$ -	\$ -	\$ -	\$ 1.73
	33 Mayor's Office	\$ 0.09	\$ -	\$ -	\$ -	\$ 0.09
	34 Municipal Parking Department	\$ 16.92	\$ -	\$ -	\$ -	\$ 16.92
	36 Housing & Revitalization Department	\$ 5.07	\$ -	\$ -	\$ -	\$ 5.07
	37 Police Department	\$ 86.01	\$ -	\$ -	\$ -	\$ 86.01
	38 Public Lighting Department	\$ 0.81	\$ -	\$ -	\$ -	\$ 0.81
	43 Planning & Development Department	\$ -	\$ -	\$ -	\$ -	\$ -
	45 Department of Appeals & Hearings	\$ 6.74	\$ -	\$ -	\$ -	\$ 6.74
	47 General Services Department	\$ 14.74	\$ -	\$ -	\$ -	\$ 14.74
<b>Legislative Agencies</b>	50 Office of the Auditor General	\$ -	\$ -	\$ -	\$ -	\$ -
	51 Board of Zoning Appeals	\$ 0.11	\$ -	\$ -	\$ -	\$ 0.11
	52 City Council	\$ 0.02	\$ -	\$ -	\$ -	\$ 0.02
	53 Ombudsman	\$ -	\$ -	\$ -	\$ -	\$ -
	54 Office of the Inspector General	\$ -	\$ -	\$ -	\$ -	\$ -
	70 City Clerk	\$ 0.01	\$ -	\$ -	\$ -	\$ 0.01
	71 Department of Elections	\$ 0.00	\$ -	\$ -	\$ -	\$ 0.00
<b>Judicial Agency</b>	60 36th District Court	\$ 14.00	\$ -	\$ -	\$ -	\$ 14.00
<b>Non-Departmental</b>	35 Non-Departmental	\$ 1,296.24	\$ -	\$ -	\$ 11.29	\$ 1,307.53
<b>Debt Service</b>	18 Debt Service & Legacy Pension	\$ 91.10	\$ -	\$ -	\$ -	\$ 91.10
<b>Enterprise Agencies</b>	10 Airport Department	\$ -	\$ -	\$ -	\$ -	\$ -
	13 BSEED	\$ 2.71	\$ -	\$ -	\$ -	\$ 2.71
	20 Department of Transportation	\$ -	\$ -	\$ -	\$ -	\$ -
	48 Water Department	\$ -	\$ -	\$ -	\$ -	\$ -
	49 Sewerage Department	\$ -	\$ -	\$ -	\$ -	\$ -
	72 Public Library	\$ -	\$ -	\$ -	\$ -	\$ -
<b>Total General City Agencies (Exec/Leg/Jud/Non-Dept)</b>		\$ 1,482.55	\$ -	\$ -	\$ 11.29	\$ 1,493.84
<b>Total Debt Service</b>		\$ 91.10	\$ -	\$ -	\$ -	\$ 91.10
<b>Total Enterprise Agencies</b>		\$ 2.71	\$ -	\$ -	\$ -	\$ 2.71
<b>Grand Total</b>		\$ 1,576.37	\$ -	\$ -	\$ 11.29	\$ 1,587.65

## Proposed vs Adopted: Non-General Funds

### City of Detroit FY2026 Mayor's Proposed vs Adopted Budgets Non-General Fund Revenues (in millions)

Category	Department	FY26 Mayor's Proposed	Errata	Schedule A	Schedule B	FY26 Final Adopted
<b>Executive Agencies</b>	16 Construction & Demolition Department	\$ -	\$ -	\$ -	\$ -	\$ -
	19 Department of Public Works	\$ 190.47	\$ -	\$ -	\$ -	\$ 190.47
	23 Office of the Chief Financial Officer	\$ -	\$ -	\$ -	\$ -	\$ -
	24 Fire Department	\$ 2.62	\$ -	\$ -	\$ -	\$ 2.62
	25 Health Department	\$ 34.14	\$ -	\$ -	\$ -	\$ 34.14
	28 Human Resources Department	\$ -	\$ -	\$ -	\$ -	\$ -
	29 Civil Rights, Inclusion, & Opportunity	\$ 3.11	\$ -	\$ -	\$ -	\$ 3.11
	31 Department of Innovation & Technology	\$ -	\$ -	\$ -	\$ -	\$ -
	32 Law Department	\$ -	\$ -	\$ -	\$ -	\$ -
	33 Mayor's Office	\$ 1.11	\$ -	\$ -	\$ -	\$ 1.11
	34 Municipal Parking Department	\$ -	\$ -	\$ -	\$ -	\$ -
	36 Housing & Revitalization Department	\$ 42.94	\$ -	\$ -	\$ -	\$ 42.94
	37 Police Department	\$ 18.81	\$ -	\$ -	\$ -	\$ 18.81
	38 Public Lighting Department	\$ 2.20	\$ -	\$ -	\$ -	\$ 2.20
	43 Planning & Development Department	\$ -	\$ -	\$ -	\$ -	\$ -
	45 Department of Appeals & Hearings	\$ -	\$ -	\$ -	\$ -	\$ -
	47 General Services Department	\$ 1.15	\$ -	\$ -	\$ -	\$ 1.15
<b>Legislative Agencies</b>	50 Office of the Auditor General	\$ -	\$ -	\$ -	\$ -	\$ -
	51 Board of Zoning Appeals	\$ -	\$ -	\$ -	\$ -	\$ -
	52 City Council	\$ -	\$ -	\$ -	\$ -	\$ -
	53 Ombudsman	\$ 0.01	\$ -	\$ -	\$ -	\$ 0.01
	54 Office of the Inspector General	\$ -	\$ -	\$ -	\$ -	\$ -
	70 City Clerk	\$ -	\$ -	\$ -	\$ -	\$ -
	71 Department of Elections	\$ -	\$ -	\$ -	\$ -	\$ -
<b>Judicial Agency</b>	60 36th District Court	\$ -	\$ -	\$ -	\$ -	\$ -
<b>Non-Departmental</b>	35 Non-Departmental	\$ 5.27	\$ -	\$ -	\$ -	\$ 5.27
<b>Debt Service</b>	18 Debt Service & Legacy Pension	\$ 59.94	\$ -	\$ -	\$ -	\$ 59.94
<b>Enterprise Agencies</b>	10 Airport Department	\$ 4.46	\$ -	\$ -	\$ -	\$ 4.46
	13 BSEED	\$ 35.98	\$ -	\$ -	\$ 1.02	\$ 37.00
	20 Department of Transportation	\$ 209.16	\$ -	\$ -	\$ -	\$ 209.16
	48 Water Department	\$ 265.26	\$ -	\$ -	\$ -	\$ 265.26
	49 Sewerage Department	\$ 532.22	\$ -	\$ -	\$ -	\$ 532.22
	72 Public Library	\$ 43.47	\$ -	\$ -	\$ -	\$ 43.47
<b>Total General City Agencies (Exec/Leg/Jud/Non-Dept)</b>		\$ 301.83	\$ -	\$ -	\$ -	\$ 301.83
<b>Total Debt Service</b>		\$ 59.94	\$ -	\$ -	\$ -	\$ 59.94
<b>Total Enterprise Agencies</b>		\$ 1,090.55	\$ -	\$ -	\$ 1.02	\$ 1,091.57
<b>Grand Total</b>		\$ 1,452.32	\$ -	\$ -	\$ 1.02	\$ 1,453.34

## Proposed vs Adopted: Capital Fund

### City of Detroit FY2026 Mayor's Proposed vs Adopted Budgets Capital Fund Revenues (in millions)

Category	Department	FY26 Mayor's Proposed	Errata	Schedule A	Schedule B	FY26 Final Adopted
<b>Executive Agencies</b>	16 Construction & Demolition Department	\$ -	\$ -	\$ -	\$ -	\$ -
	19 Department of Public Works	\$ -	\$ -	\$ -	\$ -	\$ -
	23 Office of the Chief Financial Officer	\$ -	\$ -	\$ -	\$ -	\$ -
	24 Fire Department	\$ -	\$ -	\$ -	\$ -	\$ -
	25 Health Department	\$ -	\$ -	\$ -	\$ -	\$ -
	28 Human Resources Department	\$ -	\$ -	\$ -	\$ -	\$ -
	29 Civil Rights, Inclusion, & Opportunity	\$ -	\$ -	\$ -	\$ -	\$ -
	31 Department of Innovation & Technology	\$ -	\$ -	\$ -	\$ -	\$ -
	32 Law Department	\$ -	\$ -	\$ -	\$ -	\$ -
	33 Mayor's Office	\$ -	\$ -	\$ -	\$ -	\$ -
	34 Municipal Parking Department	\$ -	\$ -	\$ -	\$ -	\$ -
	36 Housing & Revitalization Department	\$ -	\$ -	\$ -	\$ -	\$ -
	37 Police Department	\$ -	\$ -	\$ -	\$ -	\$ -
	38 Public Lighting Department	\$ -	\$ -	\$ -	\$ -	\$ -
	43 Planning & Development Department	\$ -	\$ -	\$ -	\$ -	\$ -
<b>Legislative Agencies</b>	45 Department of Appeals & Hearings	\$ -	\$ -	\$ -	\$ -	\$ -
	47 General Services Department	\$ -	\$ -	\$ -	\$ -	\$ -
	50 Office of the Auditor General	\$ -	\$ -	\$ -	\$ -	\$ -
	51 Board of Zoning Appeals	\$ -	\$ -	\$ -	\$ -	\$ -
	52 City Council	\$ -	\$ -	\$ -	\$ -	\$ -
	53 Ombudsman	\$ -	\$ -	\$ -	\$ -	\$ -
	54 Office of the Inspector General	\$ -	\$ -	\$ -	\$ -	\$ -
<b>Judicial Agency</b>	70 City Clerk	\$ -	\$ -	\$ -	\$ -	\$ -
	71 Department of Elections	\$ -	\$ -	\$ -	\$ -	\$ -
<b>Judicial Agency</b>	60 36th District Court	\$ -	\$ -	\$ -	\$ -	\$ -
<b>Non-Departmental</b>	35 Non-Departmental	\$ -	\$ 1.00	\$ -	\$ 3.71	\$ 4.71
<b>Debt Service</b>	18 Debt Service & Legacy Pension	\$ -	\$ -	\$ -	\$ -	\$ -
<b>Enterprise Agencies</b>	10 Airport Department	\$ -	\$ -	\$ -	\$ -	\$ -
	13 BSEED	\$ -	\$ -	\$ -	\$ -	\$ -
	20 Department of Transportation	\$ -	\$ -	\$ -	\$ -	\$ -
	48 Water Department	\$ -	\$ -	\$ -	\$ -	\$ -
	49 Sewerage Department	\$ -	\$ -	\$ -	\$ -	\$ -
	72 Public Library	\$ -	\$ -	\$ -	\$ -	\$ -
<b>Total General City Agencies (Exec/Leg/Jud/Non-Dept)</b>		\$ -	\$ 1.00	\$ -	\$ 3.71	\$ 4.71
<b>Total Debt Service</b>		\$ -	\$ -	\$ -	\$ -	\$ -
<b>Total Enterprise Agencies</b>		\$ -	\$ -	\$ -	\$ -	\$ -
<b>Grand Total</b>		\$ -	\$ 1.00	\$ -	\$ 3.71	\$ 4.71

## Proposed vs Adopted: Blight Fund

### City of Detroit FY2026 Mayor's Proposed vs Adopted Budgets Blight Fund Revenues (in millions)

Category	Department	FY26 Mayor's Proposed	Errata	Schedule A	Schedule B	FY26 Final Adopted
<b>Executive Agencies</b>	16 Construction & Demolition Department	\$ 0.05	\$ -	\$ -	\$ -	\$ 0.05
	19 Department of Public Works	\$ -	\$ -	\$ -	\$ -	\$ -
	23 Office of the Chief Financial Officer	\$ -	\$ -	\$ -	\$ -	\$ -
	24 Fire Department	\$ -	\$ -	\$ -	\$ -	\$ -
	25 Health Department	\$ -	\$ -	\$ -	\$ -	\$ -
	28 Human Resources Department	\$ -	\$ -	\$ -	\$ -	\$ -
	29 Civil Rights, Inclusion, & Opportunity	\$ -	\$ -	\$ -	\$ -	\$ -
	31 Department of Innovation & Technology	\$ -	\$ -	\$ -	\$ -	\$ -
	32 Law Department	\$ -	\$ -	\$ -	\$ -	\$ -
	33 Mayor's Office	\$ -	\$ -	\$ -	\$ -	\$ -
	34 Municipal Parking Department	\$ -	\$ -	\$ -	\$ -	\$ -
	36 Housing & Revitalization Department	\$ -	\$ -	\$ -	\$ -	\$ -
	37 Police Department	\$ -	\$ -	\$ -	\$ -	\$ -
	38 Public Lighting Department	\$ -	\$ -	\$ -	\$ -	\$ -
	43 Planning & Development Department	\$ -	\$ -	\$ -	\$ -	\$ -
<b>Legislative Agencies</b>	45 Department of Appeals & Hearings	\$ -	\$ -	\$ -	\$ -	\$ -
	47 General Services Department	\$ -	\$ -	\$ -	\$ -	\$ -
	50 Office of the Auditor General	\$ -	\$ -	\$ -	\$ -	\$ -
	51 Board of Zoning Appeals	\$ -	\$ -	\$ -	\$ -	\$ -
	52 City Council	\$ -	\$ -	\$ -	\$ -	\$ -
	53 Ombudsman	\$ -	\$ -	\$ -	\$ -	\$ -
	54 Office of the Inspector General	\$ -	\$ -	\$ -	\$ -	\$ -
<b>Judicial Agency</b>	70 City Clerk	\$ -	\$ -	\$ -	\$ -	\$ -
	71 Department of Elections	\$ -	\$ -	\$ -	\$ -	\$ -
<b>Judicial Agency</b>	60 36th District Court	\$ -	\$ -	\$ -	\$ -	\$ -
<b>Non-Departmental</b>	35 Non-Departmental	\$ 41.00	\$ (1.00)	\$ -	\$ (5.00)	\$ 35.00
<b>Debt Service</b>	18 Debt Service & Legacy Pension	\$ -	\$ -	\$ -	\$ -	\$ -
<b>Enterprise Agencies</b>	10 Airport Department	\$ -	\$ -	\$ -	\$ -	\$ -
	13 BSEED	\$ -	\$ -	\$ -	\$ -	\$ -
	20 Department of Transportation	\$ -	\$ -	\$ -	\$ -	\$ -
	48 Water Department	\$ -	\$ -	\$ -	\$ -	\$ -
	49 Sewerage Department	\$ -	\$ -	\$ -	\$ -	\$ -
	72 Public Library	\$ -	\$ -	\$ -	\$ -	\$ -
<b>Total General City Agencies (Exec/Leg/Jud/Non-Dept)</b>		\$ 41.05	\$ (1.00)	\$ -	\$ (5.00)	\$ 35.05
<b>Total Debt Service</b>		\$ -	\$ -	\$ -	\$ -	\$ -
<b>Total Enterprise Agencies</b>		\$ -	\$ -	\$ -	\$ -	\$ -
<b>Grand Total</b>		\$ 41.05	\$ (1.00)	\$ -	\$ (5.00)	\$ 35.05

## Appropriations by Agency & Major Classification

### City of Detroit FY2026 Adopted Budget All Funds

		Recurring										Non-Recurring			
Category	Department	Salaries & Wages	Employee Benefits	Professional & Contractual Services	Operating Supplies	Operating Services	Equipment Acquisition	Capital Outlays	Fixed Charges	Other Expenses	Blight Remediation	Capital Improvements	Other One-Time Appropriations	Total	
Executive Agencies	16 Construction & Demolition Dept	\$ 3,947,001	\$ 1,206,731	\$ 4,389,382	\$ 4,573,892	\$ 5,500	\$ -	\$ -	\$ -	\$ 50,000	\$ 19,029,669	\$ -	\$ 298,852	\$ 33,501,027	
	19 Department of Public Works	\$ 29,070,170	\$ 8,766,913	\$ 47,804,721	\$ 16,794,827	\$ 25,494,126	\$ 2,627,543	\$ 24,491,634	\$ 13,550,630	\$ 668,300	\$ -	\$ -	\$ 3,092,049	\$ 172,360,913	
	23 Office of the Chief Financial Officer	\$ 37,001,602	\$ 11,370,610	\$ 13,908,092	\$ 1,049,722	\$ 1,855,802	\$ -	\$ -	\$ -	\$ 1,673,000	\$ 1,978,207	\$ -	\$ -	\$ 68,837,035	
	24 Fire Department	\$ 114,562,339	\$ 39,639,351	\$ 12,000,000	\$ 4,819,500	\$ 386,696	\$ -	\$ -	\$ -	\$ 700,374	\$ -	\$ -	\$ 3,000,000	\$ 175,108,260	
	25 Health Department	\$ 18,682,222	\$ 5,544,581	\$ 21,025,187	\$ 616,164	\$ 1,165,781	\$ 157,128	\$ -	\$ -	\$ 390,859	\$ -	\$ -	\$ 7,470,000	\$ 55,051,922	
	28 Human Resources Department	\$ 9,858,046	\$ 2,986,955	\$ 1,239,550	\$ 53,400	\$ 779,837	\$ -	\$ -	\$ -	\$ 623,525	\$ -	\$ -	\$ 128,226	\$ 15,669,539	
	29 Civil Rights, Inclusion, & Opportunity	\$ 3,413,312	\$ 1,086,477	\$ 965,000	\$ 107,000	\$ 1,495,621	\$ -	\$ -	\$ -	\$ 1,148,848	\$ -	\$ -	\$ -	\$ 8,216,258	
	31 Dept of Innovation & Technology	\$ 16,393,578	\$ 5,204,449	\$ 5,090,563	\$ 24,986,344	\$ 10,122,013	\$ 1,684,100	\$ -	\$ -	\$ 266,250	\$ -	\$ -	\$ 693,000	\$ 64,440,297	
	32 Law Department	\$ 11,969,055	\$ 3,852,838	\$ 1,636,352	\$ 538,402	\$ 1,326,938	\$ -	\$ -	\$ -	\$ 1,140,180	\$ -	\$ -	\$ 1,420,212	\$ 21,883,977	
	33 Mayor's Office	\$ 7,264,198	\$ 2,244,724	\$ 267,070	\$ 307,480	\$ 204,680	\$ 194,165	\$ -	\$ -	\$ 259,790	\$ -	\$ -	\$ 334,587	\$ 11,076,694	
	34 Municipal Parking Department	\$ 4,294,924	\$ 1,262,468	\$ 5,114,202	\$ 112,149	\$ 365,634	\$ -	\$ -	\$ -	\$ 18,910	\$ -	\$ -	\$ -	\$ 11,168,287	
	36 Housing & Revitalization Department	\$ 14,555,545	\$ 4,388,826	\$ 8,058,371	\$ 176,781	\$ 1,932,832	\$ 113,490	\$ -	\$ 3,484,486	\$ 34,714,244	\$ -	\$ 3,712,000	\$ 19,471,680	\$ 90,608,255	
	37 Police Department	\$ 335,138,136	\$ 85,283,248	\$ 4,259,186	\$ 6,812,717	\$ 18,721,858	\$ 1,302,592	\$ 1,250,000	\$ -	\$ 2,638,324	\$ -	\$ -	\$ -	\$ 455,406,061	
	38 Public Lighting Department	\$ -	\$ -	\$ 3,528,280	\$ 33,000	\$ 7,733,124	\$ -	\$ -	\$ -	\$ 9,403,263	\$ -	\$ -	\$ -	\$ 20,697,667	
	43 Planning & Development Department	\$ 4,051,214	\$ 1,304,091	\$ 45,000	\$ 52,174	\$ 90,032	\$ -	\$ -	\$ -	\$ -	\$ -	\$ -	\$ -	\$ 5,542,511	
45 Department of Appeals & Hearings	\$ 1,316,384	\$ 423,743	\$ 3,000	\$ 102,424	\$ 30,800	\$ 24,000	\$ -	\$ -	\$ 4,300	\$ -	\$ -	\$ -	\$ 1,904,651		
47 General Services Department	\$ 40,179,440	\$ 10,589,545	\$ 42,681,026	\$ 16,412,038	\$ 3,870,603	\$ -	\$ -	\$ -	\$ 293,714	\$ 14,043,124	\$ -	\$ 1,790,000	\$ 129,859,490		
Legislative Agencies	50 Office of the Auditor General	\$ 2,371,529	\$ 755,541	\$ 2,296,000	\$ 145,025	\$ 172,530	\$ 17,250	\$ -	\$ -	\$ 93,826	\$ -	\$ -	\$ -	\$ 5,851,701	
	51 Board of Zoning Appeals	\$ 354,997	\$ 114,272	\$ 141,400	\$ 8,500	\$ 18,250	\$ -	\$ -	\$ -	\$ 4,500	\$ -	\$ -	\$ -	\$ 641,919	
	52 City Council	\$ 11,126,851	\$ 2,518,437	\$ 2,046,064	\$ 427,195	\$ 1,120,582	\$ 5,000	\$ -	\$ -	\$ 1,526,519	\$ -	\$ -	\$ 300,000	\$ 19,070,648	
	53 Ombudsman	\$ 1,380,928	\$ 444,521	\$ 30,000	\$ 41,000	\$ 130,280	\$ -	\$ -	\$ -	\$ 6,500	\$ -	\$ -	\$ -	\$ 2,033,229	
	54 Office of the Inspector General	\$ 1,285,710	\$ 413,873	\$ 264,397	\$ 56,383	\$ 192,031	\$ -	\$ -	\$ -	\$ 40,000	\$ -	\$ -	\$ -	\$ 2,252,394	
	70 City Clerk	\$ 1,853,818	\$ 461,412	\$ 188,679	\$ 47,022	\$ 602,877	\$ -	\$ -	\$ -	\$ 30,887	\$ -	\$ -	\$ 500,000	\$ 3,684,695	
71 Department of Elections	\$ 6,743,056	\$ 1,507,053	\$ 7,239,354	\$ 198,848	\$ 3,372,757	\$ -	\$ -	\$ -	\$ -	\$ -	\$ -	\$ 98,780	\$ 19,159,848		
Judicial Agency	60 36th District Court	\$ 19,669,981	\$ 7,988,556	\$ 2,300,000	\$ 375,000	\$ 2,875,000	\$ -	\$ -	\$ -	\$ 113,335	\$ -	\$ -	\$ -	\$ 33,321,872	
Non-Departmental	35 Non-Departmental	\$ 9,479,556	\$ 2,821,339	\$ 4,604,340	\$ 430,810	\$ 42,273,983	\$ 18,000	\$ -	\$ -	\$ 146,438,492	\$ -	\$ 1,000,000	\$ 36,333,373	\$ 243,399,893	
Debt Service	18 Debt Service & Legacy Pension	\$ -	\$ 146,100,000	\$ -	\$ -	\$ -	\$ -	\$ -	\$ 131,972,609	\$ 26,500,000	\$ -	\$ -	\$ 10,000,000	\$ 314,572,609	
Enterprise Agencies	10 Airport Department	\$ 935,554	\$ 264,342	\$ 1,342,990	\$ 70,500	\$ 1,781,956	\$ -	\$ -	\$ 17,078	\$ 45,000	\$ -	\$ -	\$ -	\$ 4,457,420	
	13 BSEED	\$ 25,791,287	\$ 7,989,526	\$ 250,500	\$ 1,991,383	\$ 4,649,506	\$ 50,000	\$ -	\$ -	\$ 137,700	\$ -	\$ -	\$ -	\$ 40,859,902	
	20 Department of Transportation	\$ 68,280,424	\$ 52,402,851	\$ 17,952,350	\$ 14,047,245	\$ 28,916,912	\$ -	\$ -	\$ 1,346,476	\$ 22,136,713	\$ -	\$ -	\$ 4,072,089	\$ 209,155,060	
	48 Water Department	\$ 24,170,896	\$ 7,669,100	\$ 116,166,564	\$ 5,908,960	\$ 4,939,380	\$ 4,866,800	\$ -	\$ 8,729,100	\$ 92,811,600	\$ -	\$ -	\$ -	\$ 265,262,400	
	49 Sewerage Department	\$ 28,287,018	\$ 8,977,353	\$ 165,010,869	\$ 7,946,740	\$ 5,856,720	\$ 4,471,600	\$ -	\$ 4,206,850	\$ 307,465,650	\$ -	\$ -	\$ -	\$ 532,222,800	
	72 Public Library	\$ 18,867,706	\$ 6,106,758	\$ 1,870,458	\$ 2,445,970	\$ 8,025,636	\$ 4,744,353	\$ -	\$ 1,083,047	\$ 328,232	\$ -	\$ -	\$ -	\$ 43,472,160	
Total General City Agencies (Exec./Leg./Jud./Non-Dept.)		\$ 705,963,592	\$ 202,180,554	\$ 191,125,216	\$ 79,277,797	\$ 126,340,167	\$ 6,143,268	\$ 25,741,634	\$ 17,035,116	\$ 202,247,940	\$ 35,051,000	\$ 4,712,000	\$ 74,930,759	\$ 1,670,749,043	
Total Debt Service		\$ -	\$ 146,100,000	\$ -	\$ -	\$ -	\$ -	\$ -	\$ 131,972,609	\$ 26,500,000	\$ -	\$ -	\$ 10,000,000	\$ 314,572,609	
Total Enterprise Agencies		\$ 166,332,885	\$ 83,409,930	\$ 302,593,731	\$ 32,410,798	\$ 54,170,110	\$ 14,132,753	\$ -	\$ 15,382,551	\$ 422,924,895	\$ -	\$ -	\$ 4,072,089	\$ 1,095,429,742	
Grand Total		\$ 872,296,477	\$ 431,690,484	\$ 493,718,947	\$ 111,688,595	\$ 180,510,277	\$ 20,276,021	\$ 25,741,634	\$ 164,390,276	\$ 651,672,835	\$ 35,051,000	\$ 4,712,000	\$ 89,002,848	\$ 3,080,751,394	

## Appropriations by Agency & Major Classification

### City of Detroit FY2026 Adopted Budget General Fund

Category	Department	Recurring									Non-Recurring	Total
		Salaries & Wages	Employee Benefits	Professional & Contractual Services	Operating Supplies	Operating Services	Equipment Acquisition	Capital Outlays	Fixed Charges	Other Expenses	Other Expenses	
Executive Agencies	16 Construction & Demolition Dept	\$ 3,947,001	\$ 1,206,731	\$ 4,389,382	\$ 4,573,892	\$ 5,500	\$ -	\$ -	\$ -	\$ 50,000	\$ 298,852	\$ 14,471,358
	19 Department of Public Works	\$ 2,354,928	\$ 607,050	\$ 100,000	\$ 322,500	\$ 37,780	\$ -	\$ -	\$ -	\$ 34,800	\$ -	\$ 3,457,058
	23 Office of the Chief Financial Officer	\$ 37,001,602	\$ 11,370,610	\$ 13,908,092	\$ 1,049,722	\$ 1,855,802	\$ -	\$ -	\$ -	\$ 1,673,000	\$ -	\$ 66,858,828
	24 Fire Department	\$ 114,562,339	\$ 39,639,351	\$ 12,000,000	\$ 2,200,000	\$ 386,696	\$ -	\$ -	\$ -	\$ 700,374	\$ 3,000,000	\$ 172,488,760
	25 Health Department	\$ 8,166,142	\$ 2,508,392	\$ 1,973,533	\$ 373,564	\$ 212,254	\$ 69,120	\$ -	\$ -	\$ 138,700	\$ 7,470,000	\$ 20,911,705
	28 Human Resources Department	\$ 9,858,046	\$ 2,986,955	\$ 1,239,550	\$ 53,400	\$ 779,837	\$ -	\$ -	\$ -	\$ 623,525	\$ 128,226	\$ 15,669,539
	29 Civil Rights, Inclusion, & Opportunity	\$ 2,632,502	\$ 835,135	\$ 915,000	\$ 97,000	\$ 487,621	\$ -	\$ -	\$ -	\$ 138,000	\$ -	\$ 5,105,258
	31 Dept of Innovation & Technology	\$ 16,393,578	\$ 5,204,449	\$ 5,090,563	\$ 24,986,344	\$ 10,122,013	\$ 1,684,100	\$ -	\$ -	\$ 266,250	\$ 693,000	\$ 64,440,297
	32 Law Department	\$ 11,969,055	\$ 3,852,838	\$ 1,636,352	\$ 538,402	\$ 1,326,938	\$ -	\$ -	\$ -	\$ 1,140,180	\$ 1,420,212	\$ 21,883,977
	33 Mayor's Office	\$ 6,793,023	\$ 2,113,196	\$ 197,829	\$ 125,589	\$ 164,680	\$ -	\$ -	\$ -	\$ 238,790	\$ 334,587	\$ 9,967,694
	34 Municipal Parking Department	\$ 4,294,924	\$ 1,262,468	\$ 5,114,202	\$ 112,149	\$ 365,634	\$ -	\$ -	\$ -	\$ 18,910	\$ -	\$ 11,168,287
	36 Housing & Revitalization Department	\$ 7,545,571	\$ 2,132,317	\$ 7,275,697	\$ 169,781	\$ 1,861,000	\$ 43,500	\$ -	\$ -	\$ 5,455,275	\$ 18,871,680	\$ 43,354,821
	37 Police Department	\$ 326,202,343	\$ 82,974,157	\$ 3,583,740	\$ 6,141,834	\$ 14,448,131	\$ -	\$ 1,250,000	\$ -	\$ 2,000,000	\$ -	\$ 436,600,205
	38 Public Lighting Department	\$ -	\$ -	\$ 1,328,280	\$ 33,000	\$ 7,733,124	\$ -	\$ -	\$ -	\$ 9,403,263	\$ -	\$ 18,497,667
	43 Planning & Development Department	\$ 4,051,214	\$ 1,304,091	\$ 45,000	\$ 52,174	\$ 90,032	\$ -	\$ -	\$ -	\$ -	\$ -	\$ 5,542,511
Legislative Agencies	45 Department of Appeals & Hearings	\$ 1,316,384	\$ 423,743	\$ 3,000	\$ 102,424	\$ 30,800	\$ 24,000	\$ -	\$ -	\$ 4,300	\$ -	\$ 1,904,651
	47 General Services Department	\$ 32,989,915	\$ 8,477,728	\$ 35,185,220	\$ 12,186,335	\$ 3,325,281	\$ -	\$ -	\$ -	\$ 293,714	\$ 640,000	\$ 93,098,193
	50 Office of the Auditor General	\$ 2,371,529	\$ 755,541	\$ 2,296,000	\$ 145,025	\$ 172,530	\$ 17,250	\$ -	\$ -	\$ 93,826	\$ -	\$ 5,851,701
	51 Board of Zoning Appeals	\$ 354,997	\$ 114,272	\$ 141,400	\$ 8,500	\$ 18,250	\$ -	\$ -	\$ -	\$ 4,500	\$ -	\$ 641,919
	52 City Council	\$ 11,126,851	\$ 2,518,437	\$ 2,046,064	\$ 427,195	\$ 1,120,582	\$ 5,000	\$ -	\$ -	\$ 1,526,519	\$ 300,000	\$ 19,070,648
	53 Ombudsman	\$ 1,380,928	\$ 444,521	\$ 30,000	\$ 41,000	\$ 118,280	\$ -	\$ -	\$ -	\$ 6,500	\$ -	\$ 2,021,229
	54 Office of the Inspector General	\$ 1,285,710	\$ 413,873	\$ 264,397	\$ 56,383	\$ 192,031	\$ -	\$ -	\$ -	\$ 40,000	\$ -	\$ 2,252,394
Judicial Agency	60 36th District Court	\$ 19,669,981	\$ 7,988,556	\$ 2,300,000	\$ 375,000	\$ 2,875,000	\$ -	\$ -	\$ -	\$ 113,335	\$ -	\$ 33,321,872
	60 36th District Court	\$ 19,669,981	\$ 7,988,556	\$ 2,300,000	\$ 375,000	\$ 2,875,000	\$ -	\$ -	\$ -	\$ 113,335	\$ -	\$ 33,321,872
Non-Departmental	35 Non-Departmental	\$ 8,049,379	\$ 2,360,963	\$ 1,287,893	\$ 390,810	\$ 42,254,983	\$ 18,000	\$ -	\$ -	\$ 146,438,492	\$ 36,333,373	\$ 237,133,893
Debt Service	18 Debt Service & Legacy Pension	\$ -	\$ 146,100,000	\$ -	\$ -	\$ -	\$ -	\$ -	\$ 72,032,457	\$ 26,500,000	\$ 10,000,000	\$ 254,632,457
Enterprise Agencies	10 Airport Department	\$ -	\$ -	\$ -	\$ -	\$ -	\$ -	\$ -	\$ -	\$ -	\$ -	\$ -
	13 BSEED	\$ 3,299,228	\$ 995,611	\$ -	\$ 112,111	\$ 53,046	\$ -	\$ -	\$ -	\$ 1,700	\$ -	\$ 4,461,696
	20 Department of Transportation	\$ -	\$ -	\$ -	\$ -	\$ -	\$ -	\$ -	\$ -	\$ -	\$ -	\$ -
	48 Water Department	\$ -	\$ -	\$ -	\$ -	\$ -	\$ -	\$ -	\$ -	\$ -	\$ -	\$ -
	49 Sewerage Department	\$ -	\$ -	\$ -	\$ -	\$ -	\$ -	\$ -	\$ -	\$ -	\$ -	\$ -
	72 Public Library	\$ -	\$ -	\$ -	\$ -	\$ -	\$ -	\$ -	\$ -	\$ -	\$ -	\$ -
Total General City Agencies (Exec./Leg./Jud./Non-Dept.)		\$ 642,914,816	\$ 183,463,839	\$ 109,779,227	\$ 54,807,893	\$ 93,960,413	\$ 1,860,970	\$ 1,250,000	\$ -	\$ 170,433,140	\$ 70,088,710	\$ 1,328,559,008
Total Debt Service		\$ -	\$ 146,100,000	\$ -	\$ -	\$ -	\$ -	\$ -	\$ 72,032,457	\$ 26,500,000	\$ 10,000,000	\$ 254,632,457
Total Enterprise Agencies		\$ 3,299,228	\$ 995,611	\$ -	\$ 112,111	\$ 53,046	\$ -	\$ -	\$ -	\$ 1,700	\$ -	\$ 4,461,696
Grand Total		\$ 646,214,044	\$ 330,559,450	\$ 109,779,227	\$ 54,920,004	\$ 94,013,459	\$ 1,860,970	\$ 1,250,000	\$ 72,032,457	\$ 196,934,840	\$ 80,088,710	\$ 1,587,653,161



## Appropriations by Agency & Major Classification

### City of Detroit FY2026 Adopted Budget Non-General Funds

Category	Department	Recurring									Non-Recurring	Total
		Salaries & Wages	Employee Benefits	Professional & Contractual Services	Operating Supplies	Operating Services	Equipment Acquisition	Capital Outlays	Fixed Charges	Other Expenses	Other One-Time Appropriations	
Executive Agencies	16 Construction & Demolition Dept	\$ -	\$ -	\$ -	\$ -	\$ -	\$ -	\$ -	\$ -	\$ -	\$ -	\$ -
	19 Department of Public Works	\$ 26,715,242	\$ 8,159,863	\$ 47,704,721	\$ 16,472,327	\$ 25,456,346	\$ 2,627,543	\$ 24,491,634	\$ 13,550,630	\$ 633,500	\$ 3,092,049	\$ 168,903,855
	23 Office of the Chief Financial Officer	\$ -	\$ -	\$ -	\$ -	\$ -	\$ -	\$ -	\$ -	\$ -	\$ -	\$ -
	24 Fire Department	\$ -	\$ -	\$ -	\$ 2,619,500	\$ -	\$ -	\$ -	\$ -	\$ -	\$ -	\$ 2,619,500
	25 Health Department	\$ 10,516,080	\$ 3,036,189	\$ 19,051,654	\$ 242,600	\$ 953,527	\$ 88,008	\$ -	\$ -	\$ 252,159	\$ -	\$ 34,140,217
	28 Human Resources Department	\$ -	\$ -	\$ -	\$ -	\$ -	\$ -	\$ -	\$ -	\$ -	\$ -	\$ -
	29 Civil Rights, Inclusion, & Opportunity	\$ 780,810	\$ 251,342	\$ 50,000	\$ 10,000	\$ 1,008,000	\$ -	\$ -	\$ -	\$ 1,010,848	\$ -	\$ 3,111,000
	31 Dept of Innovation & Technology	\$ -	\$ -	\$ -	\$ -	\$ -	\$ -	\$ -	\$ -	\$ -	\$ -	\$ -
	32 Law Department	\$ -	\$ -	\$ -	\$ -	\$ -	\$ -	\$ -	\$ -	\$ -	\$ -	\$ -
	33 Mayor's Office	\$ 471,175	\$ 131,528	\$ 69,241	\$ 181,891	\$ 40,000	\$ 194,165	\$ -	\$ -	\$ 21,000	\$ -	\$ 1,109,000
	34 Municipal Parking Department	\$ -	\$ -	\$ -	\$ -	\$ -	\$ -	\$ -	\$ -	\$ -	\$ -	\$ -
	36 Housing & Revitalization Department	\$ 7,009,974	\$ 2,256,509	\$ 782,674	\$ 7,000	\$ 71,832	\$ 69,990	\$ -	\$ 3,484,486	\$ 29,258,969	\$ 600,000	\$ 43,541,434
	37 Police Department	\$ 8,935,793	\$ 2,309,091	\$ 675,446	\$ 670,883	\$ 4,273,727	\$ 1,302,592	\$ -	\$ -	\$ 638,324	\$ -	\$ 18,805,856
	38 Public Lighting Department	\$ -	\$ -	\$ 2,200,000	\$ -	\$ -	\$ -	\$ -	\$ -	\$ -	\$ -	\$ 2,200,000
	43 Planning & Development Department	\$ -	\$ -	\$ -	\$ -	\$ -	\$ -	\$ -	\$ -	\$ -	\$ -	\$ -
	45 Department of Appeals & Hearings	\$ -	\$ -	\$ -	\$ -	\$ -	\$ -	\$ -	\$ -	\$ -	\$ -	\$ -
	47 General Services Department	\$ 7,189,525	\$ 2,111,817	\$ 7,495,806	\$ 4,225,703	\$ 545,322	\$ -	\$ -	\$ -	\$ -	\$ 1,150,000	\$ 22,718,173
Legislative Agencies	50 Office of the Auditor General	\$ -	\$ -	\$ -	\$ -	\$ -	\$ -	\$ -	\$ -	\$ -	\$ -	\$ -
	51 Board of Zoning Appeals	\$ -	\$ -	\$ -	\$ -	\$ -	\$ -	\$ -	\$ -	\$ -	\$ -	\$ -
	52 City Council	\$ -	\$ -	\$ -	\$ -	\$ -	\$ -	\$ -	\$ -	\$ -	\$ -	\$ -
	53 Ombudsman	\$ -	\$ -	\$ -	\$ -	\$ 12,000	\$ -	\$ -	\$ -	\$ -	\$ -	\$ 12,000
	54 Office of the Inspector General	\$ -	\$ -	\$ -	\$ -	\$ -	\$ -	\$ -	\$ -	\$ -	\$ -	\$ -
	70 City Clerk	\$ -	\$ -	\$ -	\$ -	\$ -	\$ -	\$ -	\$ -	\$ -	\$ -	\$ -
	71 Department of Elections	\$ -	\$ -	\$ -	\$ -	\$ -	\$ -	\$ -	\$ -	\$ -	\$ -	\$ -
Judicial Agency	60 36th District Court	\$ -	\$ -	\$ -	\$ -	\$ -	\$ -	\$ -	\$ -	\$ -	\$ -	\$ -
Non-Departmental	35 Non-Departmental	\$ 1,430,177	\$ 460,376	\$ 3,316,447	\$ 40,000	\$ 19,000	\$ -	\$ -	\$ -	\$ -	\$ -	\$ 5,266,000
Debt Service	18 Debt Service & Legacy Pension	\$ -	\$ -	\$ -	\$ -	\$ -	\$ -	\$ -	\$ 59,940,152	\$ -	\$ -	\$ 59,940,152
Enterprise Agencies	10 Airport Department	\$ 935,554	\$ 264,342	\$ 1,342,990	\$ 70,500	\$ 1,781,956	\$ -	\$ -	\$ 17,078	\$ 45,000	\$ -	\$ 4,457,420
	13 BSEED	\$ 22,492,059	\$ 6,993,915	\$ 250,500	\$ 1,879,272	\$ 4,596,460	\$ 50,000	\$ -	\$ -	\$ 136,000	\$ -	\$ 36,398,206
	20 Department of Transportation	\$ 68,280,424	\$ 52,402,851	\$ 17,952,350	\$ 14,047,245	\$ 28,916,912	\$ -	\$ -	\$ 1,346,476	\$ 22,136,713	\$ 4,072,089	\$ 209,155,060
	48 Water Department	\$ 24,170,896	\$ 7,669,100	\$ 116,166,564	\$ 5,908,960	\$ 4,939,380	\$ 4,866,800	\$ -	\$ 8,729,100	\$ 92,811,600	\$ -	\$ 265,262,400
	49 Sewerage Department	\$ 28,287,018	\$ 8,977,353	\$ 165,010,869	\$ 7,946,740	\$ 5,856,720	\$ 4,471,600	\$ -	\$ 4,206,850	\$ 307,465,650	\$ -	\$ 532,222,800
	72 Public Library	\$ 18,867,706	\$ 6,106,758	\$ 1,870,458	\$ 2,445,970	\$ 8,025,636	\$ 4,744,353	\$ -	\$ 1,083,047	\$ 328,232	\$ -	\$ 43,472,160
Total General City Agencies (Exec./Leg./Jud./Non-Dept.)		\$ 63,048,776	\$ 18,716,715	\$ 81,345,989	\$ 24,469,904	\$ 32,379,754	\$ 4,282,298	\$ 24,491,634	\$ 17,035,116	\$ 31,814,800	\$ 4,842,049	\$ 302,427,035
Total Debt Service		\$ -	\$ -	\$ -	\$ -	\$ -	\$ -	\$ -	\$ 59,940,152	\$ -	\$ -	\$ 59,940,152
Total Enterprise Agencies		\$ 163,033,657	\$ 82,414,319	\$ 302,593,731	\$ 32,298,687	\$ 54,117,064	\$ 14,132,753	\$ -	\$ 15,382,551	\$ 422,923,195	\$ 4,072,089	\$ 1,090,968,046
Grand Total		\$ 226,082,433	\$ 101,131,034	\$ 383,939,720	\$ 56,768,591	\$ 86,496,818	\$ 18,415,051	\$ 24,491,634	\$ 92,357,819	\$ 454,737,995	\$ 8,914,138	\$ 1,453,335,233

**Appropriations by Agency & Major Classification**

**City of Detroit  
FY2026 Adopted Budget  
Capital Fund**

Category	Department	Recurring									Non-Recurring	Total
		Salaries & Wages	Employee Benefits	Professional & Contractual Services	Operating Supplies	Operating Services	Equipment Acquisition	Capital Outlays	Fixed Charges	Other Expenses	Capital Improvements	
Executive Agencies	16 Construction & Demolition Dept	\$ -	\$ -	\$ -	\$ -	\$ -	\$ -	\$ -	\$ -	\$ -	\$ -	\$ -
	19 Department of Public Works	\$ -	\$ -	\$ -	\$ -	\$ -	\$ -	\$ -	\$ -	\$ -	\$ -	\$ -
	23 Office of the Chief Financial Officer	\$ -	\$ -	\$ -	\$ -	\$ -	\$ -	\$ -	\$ -	\$ -	\$ -	\$ -
	24 Fire Department	\$ -	\$ -	\$ -	\$ -	\$ -	\$ -	\$ -	\$ -	\$ -	\$ -	\$ -
	25 Health Department	\$ -	\$ -	\$ -	\$ -	\$ -	\$ -	\$ -	\$ -	\$ -	\$ -	\$ -
	28 Human Resources Department	\$ -	\$ -	\$ -	\$ -	\$ -	\$ -	\$ -	\$ -	\$ -	\$ -	\$ -
	29 Civil Rights, Inclusion, & Opportunity	\$ -	\$ -	\$ -	\$ -	\$ -	\$ -	\$ -	\$ -	\$ -	\$ -	\$ -
	31 Dept of Innovation & Technology	\$ -	\$ -	\$ -	\$ -	\$ -	\$ -	\$ -	\$ -	\$ -	\$ -	\$ -
	32 Law Department	\$ -	\$ -	\$ -	\$ -	\$ -	\$ -	\$ -	\$ -	\$ -	\$ -	\$ -
	33 Mayor's Office	\$ -	\$ -	\$ -	\$ -	\$ -	\$ -	\$ -	\$ -	\$ -	\$ -	\$ -
	34 Municipal Parking Department	\$ -	\$ -	\$ -	\$ -	\$ -	\$ -	\$ -	\$ -	\$ -	\$ -	\$ -
	36 Housing & Revitalization Department	\$ -	\$ -	\$ -	\$ -	\$ -	\$ -	\$ -	\$ -	\$ -	\$ 3,712,000	\$ 3,712,000
	37 Police Department	\$ -	\$ -	\$ -	\$ -	\$ -	\$ -	\$ -	\$ -	\$ -	\$ -	\$ -
	38 Public Lighting Department	\$ -	\$ -	\$ -	\$ -	\$ -	\$ -	\$ -	\$ -	\$ -	\$ -	\$ -
	43 Planning & Development Department	\$ -	\$ -	\$ -	\$ -	\$ -	\$ -	\$ -	\$ -	\$ -	\$ -	\$ -
Legislative Agencies	45 Department of Appeals & Hearings	\$ -	\$ -	\$ -	\$ -	\$ -	\$ -	\$ -	\$ -	\$ -	\$ -	\$ -
	47 General Services Department	\$ -	\$ -	\$ -	\$ -	\$ -	\$ -	\$ -	\$ -	\$ -	\$ -	\$ -
	50 Office of the Auditor General	\$ -	\$ -	\$ -	\$ -	\$ -	\$ -	\$ -	\$ -	\$ -	\$ -	\$ -
	51 Board of Zoning Appeals	\$ -	\$ -	\$ -	\$ -	\$ -	\$ -	\$ -	\$ -	\$ -	\$ -	\$ -
	52 City Council	\$ -	\$ -	\$ -	\$ -	\$ -	\$ -	\$ -	\$ -	\$ -	\$ -	\$ -
	53 Ombudsman	\$ -	\$ -	\$ -	\$ -	\$ -	\$ -	\$ -	\$ -	\$ -	\$ -	\$ -
Judicial Agency	54 Office of the Inspector General	\$ -	\$ -	\$ -	\$ -	\$ -	\$ -	\$ -	\$ -	\$ -	\$ -	\$ -
	70 City Clerk	\$ -	\$ -	\$ -	\$ -	\$ -	\$ -	\$ -	\$ -	\$ -	\$ -	\$ -
	71 Department of Elections	\$ -	\$ -	\$ -	\$ -	\$ -	\$ -	\$ -	\$ -	\$ -	\$ -	\$ -
Judicial Agency	60 36th District Court	\$ -	\$ -	\$ -	\$ -	\$ -	\$ -	\$ -	\$ -	\$ -	\$ -	\$ -
Non-Departmental	35 Non-Departmental	\$ -	\$ -	\$ -	\$ -	\$ -	\$ -	\$ -	\$ -	\$ -	\$ 1,000,000	\$ 1,000,000
Debt Service	18 Debt Service & Legacy Pension	\$ -	\$ -	\$ -	\$ -	\$ -	\$ -	\$ -	\$ -	\$ -	\$ -	\$ -
Enterprise Agencies	10 Airport Department	\$ -	\$ -	\$ -	\$ -	\$ -	\$ -	\$ -	\$ -	\$ -	\$ -	\$ -
	13 BSEED	\$ -	\$ -	\$ -	\$ -	\$ -	\$ -	\$ -	\$ -	\$ -	\$ -	\$ -
	20 Department of Transportation	\$ -	\$ -	\$ -	\$ -	\$ -	\$ -	\$ -	\$ -	\$ -	\$ -	\$ -
	48 Water Department	\$ -	\$ -	\$ -	\$ -	\$ -	\$ -	\$ -	\$ -	\$ -	\$ -	\$ -
	49 Sewerage Department	\$ -	\$ -	\$ -	\$ -	\$ -	\$ -	\$ -	\$ -	\$ -	\$ -	\$ -
	72 Public Library	\$ -	\$ -	\$ -	\$ -	\$ -	\$ -	\$ -	\$ -	\$ -	\$ -	\$ -
Total General City Agencies (Exec./Leg./Jud./Non-Dept.)		\$ -	\$ -	\$ -	\$ -	\$ -	\$ -	\$ -	\$ -	\$ -	\$ 4,712,000	\$ 4,712,000
Total Debt Service		\$ -	\$ -	\$ -	\$ -	\$ -	\$ -	\$ -	\$ -	\$ -	\$ -	\$ -
Total Enterprise Agencies		\$ -	\$ -	\$ -	\$ -	\$ -	\$ -	\$ -	\$ -	\$ -	\$ -	\$ -
Grand Total		\$ -	\$ -	\$ -	\$ -	\$ -	\$ -	\$ -	\$ -	\$ -	\$ 4,712,000	\$ 4,712,000

### Appropriations by Agency & Major Classification

**City of Detroit  
FY2026 Adopted Budget  
Blight Fund**

Category	Department	Recurring									One-Time	Total
		Salaries & Wages	Employee Benefits	Professional & Contractual Services	Operating Supplies	Operating Services	Equipment Acquisition	Blight Outlays	Fixed Charges	Other Expenses	Blight Remediation	
<b>Executive Agencies</b>	16 Construction & Demolition Dept	\$ -	\$ -	\$ -	\$ -	\$ -	\$ -	\$ -	\$ -	\$ -	\$ 19,029,669	\$ 19,029,669
	19 Department of Public Works	\$ -	\$ -	\$ -	\$ -	\$ -	\$ -	\$ -	\$ -	\$ -	\$ -	\$ -
	23 Office of the Chief Financial Officer	\$ -	\$ -	\$ -	\$ -	\$ -	\$ -	\$ -	\$ -	\$ -	\$ 1,978,207	\$ 1,978,207
	24 Fire Department	\$ -	\$ -	\$ -	\$ -	\$ -	\$ -	\$ -	\$ -	\$ -	\$ -	\$ -
	25 Health Department	\$ -	\$ -	\$ -	\$ -	\$ -	\$ -	\$ -	\$ -	\$ -	\$ -	\$ -
	28 Human Resources Department	\$ -	\$ -	\$ -	\$ -	\$ -	\$ -	\$ -	\$ -	\$ -	\$ -	\$ -
	29 Civil Rights, Inclusion, & Opportunity	\$ -	\$ -	\$ -	\$ -	\$ -	\$ -	\$ -	\$ -	\$ -	\$ -	\$ -
	31 Dept of Innovation & Technology	\$ -	\$ -	\$ -	\$ -	\$ -	\$ -	\$ -	\$ -	\$ -	\$ -	\$ -
	32 Law Department	\$ -	\$ -	\$ -	\$ -	\$ -	\$ -	\$ -	\$ -	\$ -	\$ -	\$ -
	33 Mayor's Office	\$ -	\$ -	\$ -	\$ -	\$ -	\$ -	\$ -	\$ -	\$ -	\$ -	\$ -
	34 Municipal Parking Department	\$ -	\$ -	\$ -	\$ -	\$ -	\$ -	\$ -	\$ -	\$ -	\$ -	\$ -
	36 Housing & Revitalization Department	\$ -	\$ -	\$ -	\$ -	\$ -	\$ -	\$ -	\$ -	\$ -	\$ -	\$ -
	37 Police Department	\$ -	\$ -	\$ -	\$ -	\$ -	\$ -	\$ -	\$ -	\$ -	\$ -	\$ -
	38 Public Lighting Department	\$ -	\$ -	\$ -	\$ -	\$ -	\$ -	\$ -	\$ -	\$ -	\$ -	\$ -
	43 Planning & Development Department	\$ -	\$ -	\$ -	\$ -	\$ -	\$ -	\$ -	\$ -	\$ -	\$ -	\$ -
	45 Department of Appeals & Hearings	\$ -	\$ -	\$ -	\$ -	\$ -	\$ -	\$ -	\$ -	\$ -	\$ -	\$ -
	47 General Services Department	\$ -	\$ -	\$ -	\$ -	\$ -	\$ -	\$ -	\$ -	\$ -	\$ 14,043,124	\$ 14,043,124
<b>Legislative Agencies</b>	50 Office of the Auditor General	\$ -	\$ -	\$ -	\$ -	\$ -	\$ -	\$ -	\$ -	\$ -	\$ -	\$ -
	51 Board of Zoning Appeals	\$ -	\$ -	\$ -	\$ -	\$ -	\$ -	\$ -	\$ -	\$ -	\$ -	\$ -
	52 City Council	\$ -	\$ -	\$ -	\$ -	\$ -	\$ -	\$ -	\$ -	\$ -	\$ -	\$ -
	53 Ombudsman	\$ -	\$ -	\$ -	\$ -	\$ -	\$ -	\$ -	\$ -	\$ -	\$ -	\$ -
	54 Office of the Inspector General	\$ -	\$ -	\$ -	\$ -	\$ -	\$ -	\$ -	\$ -	\$ -	\$ -	\$ -
	70 City Clerk	\$ -	\$ -	\$ -	\$ -	\$ -	\$ -	\$ -	\$ -	\$ -	\$ -	\$ -
	71 Department of Elections	\$ -	\$ -	\$ -	\$ -	\$ -	\$ -	\$ -	\$ -	\$ -	\$ -	\$ -
<b>Judicial Agency</b>	60 36th District Court	\$ -	\$ -	\$ -	\$ -	\$ -	\$ -	\$ -	\$ -	\$ -	\$ -	\$ -
<b>Non-Departmental</b>	35 Non-Departmental	\$ -	\$ -	\$ -	\$ -	\$ -	\$ -	\$ -	\$ -	\$ -	\$ -	\$ -
<b>Debt Service</b>	18 Debt Service & Legacy Pension	\$ -	\$ -	\$ -	\$ -	\$ -	\$ -	\$ -	\$ -	\$ -	\$ -	\$ -
<b>Enterprise Agencies</b>	10 Airport Department	\$ -	\$ -	\$ -	\$ -	\$ -	\$ -	\$ -	\$ -	\$ -	\$ -	\$ -
	13 BSEED	\$ -	\$ -	\$ -	\$ -	\$ -	\$ -	\$ -	\$ -	\$ -	\$ -	\$ -
	20 Department of Transportation	\$ -	\$ -	\$ -	\$ -	\$ -	\$ -	\$ -	\$ -	\$ -	\$ -	\$ -
	48 Water Department	\$ -	\$ -	\$ -	\$ -	\$ -	\$ -	\$ -	\$ -	\$ -	\$ -	\$ -
	49 Sewerage Department	\$ -	\$ -	\$ -	\$ -	\$ -	\$ -	\$ -	\$ -	\$ -	\$ -	\$ -
	72 Public Library	\$ -	\$ -	\$ -	\$ -	\$ -	\$ -	\$ -	\$ -	\$ -	\$ -	\$ -
<b>Total General City Agencies (Exec./Leg./Jud./Non-Dept.)</b>		\$ -	\$ -	\$ -	\$ -	\$ -	\$ -	\$ -	\$ -	\$ -	\$ 35,051,000	\$ 35,051,000
<b>Total Debt Service</b>		\$ -	\$ -	\$ -	\$ -	\$ -	\$ -	\$ -	\$ -	\$ -	\$ -	\$ -
<b>Total Enterprise Agencies</b>		\$ -	\$ -	\$ -	\$ -	\$ -	\$ -	\$ -	\$ -	\$ -	\$ -	\$ -
<b>Grand Total</b>		\$ -	\$ -	\$ -	\$ -	\$ -	\$ -	\$ -	\$ -	\$ -	\$ 35,051,000	\$ 35,051,000

## Revenues by Agency & Major Classification

### City of Detroit FY2026 Adopted Budget All Funds

Category	Department	Recurring									Non-Recurring		Total
		Grants, Shared Taxes, & Revenues	Revenues from Use of Assets	Sales of Assets & Compensation for Losses	Sales & Charges for Services	Fines, Forfeits, & Penalties	Licenses, Permits, & Inspection Charges	Taxes, Assessments, & Interest	Contributions & Transfers	Miscellaneous	Contributions & Transfers (One-Time)	Other One-Time Revenues	
Executive Agencies	16 Construction & Demolition Dept	\$ -	\$ -	\$ 51,000	\$ -	\$ -	\$ -	\$ -	\$ 1,838,852	\$ -	\$ -	\$ -	\$ 1,889,852
	19 Department of Public Works	\$ 750,000	\$ 283,353	\$ -	\$ 38,845,051	\$ -	\$ 5,009,000	\$ 126,944,280	\$ 17,074,650	\$ -	\$ -	\$ 6,592,049	\$ 195,498,383
	23 Office of the Chief Financial Officer	\$ -	\$ 132,000	\$ -	\$ 3,709,326	\$ 153,000	\$ -	\$ -	\$ -	\$ -	\$ -	\$ 748,000	\$ 4,742,326
	24 Fire Department	\$ 2,619,500	\$ -	\$ -	\$ 21,311,574	\$ -	\$ 3,017,160	\$ -	\$ -	\$ -	\$ -	\$ -	\$ 26,948,234
	25 Health Department	\$ 35,342,341	\$ -	\$ -	\$ 285,064	\$ -	\$ 2,218,500	\$ -	\$ -	\$ -	\$ -	\$ -	\$ 37,845,905
	28 Human Resources Department	\$ -	\$ -	\$ -	\$ -	\$ -	\$ -	\$ -	\$ -	\$ -	\$ -	\$ -	\$ -
	29 Civil Rights, Inclusion, & Opportunity	\$ 22,440	\$ -	\$ -	\$ 3,511,860	\$ -	\$ 2,040	\$ -	\$ -	\$ -	\$ -	\$ -	\$ 3,536,340
	31 Dept of Innovation & Technology	\$ -	\$ -	\$ -	\$ -	\$ -	\$ -	\$ -	\$ -	\$ -	\$ -	\$ -	\$ -
	32 Law Department	\$ -	\$ -	\$ -	\$ 1,730,940	\$ -	\$ -	\$ -	\$ -	\$ -	\$ -	\$ -	\$ 1,730,940
	33 Mayor's Office	\$ 1,202,000	\$ -	\$ -	\$ -	\$ -	\$ -	\$ -	\$ -	\$ -	\$ -	\$ -	\$ 1,202,000
	34 Municipal Parking Department	\$ -	\$ 7,769,300	\$ -	\$ -	\$ 9,146,900	\$ -	\$ -	\$ -	\$ -	\$ -	\$ -	\$ 16,916,200
	36 Housing & Revitalization Department	\$ 40,741,434	\$ 2,580,556	\$ -	\$ 2,282,124	\$ 750,000	\$ -	\$ -	\$ -	\$ -	\$ 1,100,000	\$ 555,556	\$ 48,009,670
	37 Police Department	\$ 4,735,654	\$ -	\$ 17,340	\$ 21,593,673	\$ 994,121	\$ 168,300	\$ 75,611,680	\$ 1,693,814	\$ -	\$ -	\$ -	\$ 104,814,582
	38 Public Lighting Department	\$ -	\$ 800,000	\$ 7,140	\$ 2,200,000	\$ -	\$ -	\$ -	\$ -	\$ -	\$ -	\$ -	\$ 3,007,140
	43 Planning & Development Department	\$ -	\$ -	\$ -	\$ -	\$ -	\$ -	\$ -	\$ -	\$ -	\$ -	\$ -	\$ -
	45 Department of Appeals & Hearings	\$ -	\$ 655,452	\$ -	\$ 6,083,916	\$ -	\$ -	\$ -	\$ -	\$ -	\$ -	\$ -	\$ 6,739,368
	47 General Services Department	\$ 1,150,000	\$ 5,090,971	\$ -	\$ 2,795,522	\$ 33,048	\$ 7,140	\$ -	\$ 6,503,327	\$ -	\$ -	\$ 306,000	\$ 15,886,008
Legislative Agencies	50 Office of the Auditor General	\$ -	\$ -	\$ -	\$ -	\$ -	\$ -	\$ -	\$ -	\$ -	\$ -	\$ -	\$ -
	51 Board of Zoning Appeals	\$ -	\$ -	\$ -	\$ 112,000	\$ -	\$ -	\$ -	\$ -	\$ -	\$ -	\$ -	\$ 112,000
	52 City Council	\$ -	\$ -	\$ -	\$ 20,000	\$ -	\$ -	\$ -	\$ -	\$ -	\$ -	\$ -	\$ 20,000
	53 Ombudsman	\$ 12,000	\$ -	\$ -	\$ -	\$ -	\$ -	\$ -	\$ -	\$ -	\$ -	\$ -	\$ 12,000
	54 Office of the Inspector General	\$ -	\$ -	\$ -	\$ -	\$ -	\$ -	\$ -	\$ -	\$ -	\$ -	\$ -	\$ -
	70 City Clerk	\$ -	\$ -	\$ -	\$ 7,650	\$ -	\$ -	\$ -	\$ -	\$ -	\$ -	\$ -	\$ 7,650
	71 Department of Elections	\$ -	\$ -	\$ -	\$ 3,000	\$ -	\$ -	\$ -	\$ -	\$ -	\$ -	\$ -	\$ 3,000
Judicial Agency	60 36th District Court	\$ 430,540	\$ -	\$ -	\$ 8,086,000	\$ 5,481,426	\$ -	\$ -	\$ -	\$ -	\$ -	\$ -	\$ 13,997,966
Non-Departmental	35 Non-Departmental	\$ 252,911,265	\$ 17,461,722	\$ 3,143,000	\$ 66,937,263	\$ 3,621,580	\$ -	\$ 891,240,608	\$ -	\$ 104,040	\$ 105,591,154	\$ 11,500,000	\$ 1,352,510,632
Debt Service	18 Debt Service & Legacy Pension	\$ -	\$ 10,698,524	\$ -	\$ -	\$ -	\$ -	\$ 46,724,561	\$ 10,817,985	\$ 10,374,082	\$ 72,425,000	\$ -	\$ 151,040,152
Enterprise Agencies	10 Airport Department	\$ -	\$ 230,480	\$ -	\$ 185,640	\$ -	\$ -	\$ -	\$ 4,041,300	\$ -	\$ -	\$ -	\$ 4,457,420
	13 BSEED	\$ -	\$ -	\$ -	\$ 449,000	\$ 1,244,000	\$ 32,742,000	\$ -	\$ 1,256,206	\$ -	\$ 1,020,000	\$ 3,000,000	\$ 39,711,206
	20 Department of Transportation	\$ 17,431,634	\$ 86,000	\$ -	\$ 56,135,463	\$ -	\$ -	\$ -	\$ 131,503,378	\$ -	\$ 3,998,585	\$ -	\$ 209,155,060
	48 Water Department	\$ 34,610,000	\$ 48,140,800	\$ -	\$ 145,264,100	\$ 1,177,500	\$ -	\$ -	\$ 36,070,000	\$ -	\$ -	\$ -	\$ 265,262,400
	49 Sewerage Department	\$ 84,960,000	\$ 66,143,300	\$ -	\$ 356,866,100	\$ 1,322,500	\$ -	\$ -	\$ 22,930,900	\$ -	\$ -	\$ -	\$ 532,222,800
	72 Public Library	\$ 695,659	\$ 1,415,697	\$ -	\$ 341,469	\$ 399,960	\$ -	\$ 40,619,375	\$ -	\$ -	\$ -	\$ -	\$ 43,472,160
Total General City Agencies (Exec./Leg./Jud./Non-Dept.)		\$ 339,917,174	\$ 34,773,354	\$ 3,218,480	\$ 179,514,963	\$ 20,180,075	\$ 10,422,140	\$ 1,093,796,568	\$ 27,110,643	\$ 104,040	\$ 106,691,154	\$ 19,701,605	\$ 1,835,430,196
Total Debt Service		\$ -	\$ 10,698,524	\$ -	\$ -	\$ -	\$ -	\$ 46,724,561	\$ 10,817,985	\$ 10,374,082	\$ 72,425,000	\$ -	\$ 151,040,152
Total Enterprise Agencies		\$ 137,697,293	\$ 116,016,277	\$ -	\$ 559,241,772	\$ 4,143,960	\$ 32,742,000	\$ 40,619,375	\$ 195,801,784	\$ -	\$ 5,018,585	\$ 3,000,000	\$ 1,094,281,046
Grand Total		\$ 477,614,467	\$ 161,488,155	\$ 3,218,480	\$ 738,756,735	\$ 24,324,035	\$ 43,164,140	\$ 1,181,140,504	\$ 233,730,412	\$ 10,478,122	\$ 184,134,739	\$ 22,701,605	\$ 3,080,751,394

## Revenues by Agency & Major Classification

### City of Detroit FY2026 Adopted Budget General Fund

Category	Department	Recurring									Non-Recurring		Total
		Grants, Shared Taxes, & Revenues	Revenues from Use of Assets	Sales of Assets & Compensation for Losses	Sales & Charges for Services	Fines, Forfeits, & Penalties	Licenses, Permits, & Inspection Charges	Taxes, Assessments, & Interest	Contributions & Transfers	Miscellaneous	Contributions & Transfers (One-Time)	Other One-Time Revenues	
Executive Agencies	16 Construction & Demolition Dept	\$ -	\$ -	\$ -	\$ -	\$ -	\$ -	\$ -	\$ 1,838,852	\$ -	\$ -	\$ -	\$ 1,838,852
	19 Department of Public Works	\$ -	\$ 17,355	\$ -	\$ -	\$ -	\$ 5,009,000	\$ -	\$ -	\$ -	\$ -	\$ -	\$ 5,026,355
	23 Office of the Chief Financial Officer	\$ -	\$ 132,000	\$ -	\$ 3,709,326	\$ 153,000	\$ -	\$ -	\$ -	\$ -	\$ -	\$ 748,000	\$ 4,742,326
	24 Fire Department	\$ -	\$ -	\$ -	\$ 21,311,574	\$ -	\$ 3,017,160	\$ -	\$ -	\$ -	\$ -	\$ -	\$ 24,328,734
	25 Health Department	\$ 1,466,788	\$ -	\$ -	\$ 20,400	\$ -	\$ 2,218,500	\$ -	\$ -	\$ -	\$ -	\$ -	\$ 3,705,688
	28 Human Resources Department	\$ -	\$ -	\$ -	\$ -	\$ -	\$ -	\$ -	\$ -	\$ -	\$ -	\$ -	\$ -
	29 Civil Rights, Inclusion, & Opportunity	\$ 22,440	\$ -	\$ -	\$ 400,860	\$ -	\$ 2,040	\$ -	\$ -	\$ -	\$ -	\$ -	\$ 425,340
	31 Dept of Innovation & Technology	\$ -	\$ -	\$ -	\$ -	\$ -	\$ -	\$ -	\$ -	\$ -	\$ -	\$ -	\$ -
	32 Law Department	\$ -	\$ -	\$ -	\$ 1,730,940	\$ -	\$ -	\$ -	\$ -	\$ -	\$ -	\$ -	\$ 1,730,940
	33 Mayor's Office	\$ 93,000	\$ -	\$ -	\$ -	\$ -	\$ -	\$ -	\$ -	\$ -	\$ -	\$ -	\$ 93,000
	34 Municipal Parking Department	\$ -	\$ 7,769,300	\$ -	\$ -	\$ 9,146,900	\$ -	\$ -	\$ -	\$ -	\$ -	\$ -	\$ 16,916,200
	36 Housing & Revitalization Department	\$ -	\$ 380,556	\$ -	\$ 2,282,124	\$ 750,000	\$ -	\$ -	\$ -	\$ -	\$ 1,100,000	\$ 555,556	\$ 5,068,236
	37 Police Department	\$ -	\$ -	\$ 17,340	\$ 10,211,406	\$ -	\$ 168,300	\$ 75,611,680	\$ -	\$ -	\$ -	\$ -	\$ 86,008,726
	38 Public Lighting Department	\$ -	\$ 800,000	\$ 7,140	\$ -	\$ -	\$ -	\$ -	\$ -	\$ -	\$ -	\$ -	\$ 807,140
	43 Planning & Development Department	\$ -	\$ -	\$ -	\$ -	\$ -	\$ -	\$ -	\$ -	\$ -	\$ -	\$ -	\$ -
Legislative Agencies	45 Department of Appeals & Hearings	\$ -	\$ 655,452	\$ -	\$ 6,083,916	\$ -	\$ -	\$ -	\$ -	\$ -	\$ -	\$ -	\$ 6,739,368
	47 General Services Department	\$ -	\$ 5,090,971	\$ -	\$ 2,795,522	\$ 33,048	\$ 7,140	\$ -	\$ 6,503,327	\$ -	\$ -	\$ 306,000	\$ 14,736,008
	50 Office of the Auditor General	\$ -	\$ -	\$ -	\$ -	\$ -	\$ -	\$ -	\$ -	\$ -	\$ -	\$ -	\$ -
	51 Board of Zoning Appeals	\$ -	\$ -	\$ -	\$ 112,000	\$ -	\$ -	\$ -	\$ -	\$ -	\$ -	\$ -	\$ 112,000
	52 City Council	\$ -	\$ -	\$ -	\$ 20,000	\$ -	\$ -	\$ -	\$ -	\$ -	\$ -	\$ -	\$ 20,000
	53 Ombudsman	\$ -	\$ -	\$ -	\$ -	\$ -	\$ -	\$ -	\$ -	\$ -	\$ -	\$ -	\$ -
	54 Office of the Inspector General	\$ -	\$ -	\$ -	\$ -	\$ -	\$ -	\$ -	\$ -	\$ -	\$ -	\$ -	\$ -
Judicial Agency	70 City Clerk	\$ -	\$ -	\$ -	\$ 7,650	\$ -	\$ -	\$ -	\$ -	\$ -	\$ -	\$ -	\$ 7,650
	71 Department of Elections	\$ -	\$ -	\$ -	\$ 3,000	\$ -	\$ -	\$ -	\$ -	\$ -	\$ -	\$ -	\$ 3,000
Judicial Agency	60 36th District Court	\$ 430,540	\$ -	\$ -	\$ 8,086,000	\$ 5,481,426	\$ -	\$ -	\$ -	\$ -	\$ -	\$ -	\$ 13,997,966
Non-Departmental	35 Non-Departmental	\$ 252,911,265	\$ 17,461,722	\$ -	\$ 64,814,263	\$ 3,621,580	\$ -	\$ 891,240,608	\$ -	\$ 104,040	\$ 65,879,154	\$ 11,500,000	\$ 1,307,532,632
Debt Service	18 Debt Service & Legacy Pension	\$ -	\$ 8,300,918	\$ -	\$ -	\$ -	\$ -	\$ -	\$ -	\$ 10,374,082	\$ 72,425,000	\$ -	\$ 91,100,000
Enterprise Agencies	10 Airport Department	\$ -	\$ -	\$ -	\$ -	\$ -	\$ -	\$ -	\$ -	\$ -	\$ -	\$ -	\$ -
	13 BSEED	\$ -	\$ -	\$ -	\$ -	\$ 448,000	\$ 2,265,000	\$ -	\$ -	\$ -	\$ -	\$ -	\$ 2,713,000
	20 Department of Transportation	\$ -	\$ -	\$ -	\$ -	\$ -	\$ -	\$ -	\$ -	\$ -	\$ -	\$ -	\$ -
	48 Water Department	\$ -	\$ -	\$ -	\$ -	\$ -	\$ -	\$ -	\$ -	\$ -	\$ -	\$ -	\$ -
	49 Sewerage Department	\$ -	\$ -	\$ -	\$ -	\$ -	\$ -	\$ -	\$ -	\$ -	\$ -	\$ -	\$ -
	72 Public Library	\$ -	\$ -	\$ -	\$ -	\$ -	\$ -	\$ -	\$ -	\$ -	\$ -	\$ -	\$ -
Total General City Agencies (Exec./Leg./Jud./Non-Dept.)		\$ 254,924,033	\$ 32,307,356	\$ 24,480	\$ 121,588,981	\$ 19,185,954	\$ 10,422,140	\$ 966,852,288	\$ 8,342,179	\$ 104,040	\$ 66,979,154	\$ 13,109,556	\$ 1,493,840,161
Total Debt Service		\$ -	\$ 8,300,918	\$ -	\$ -	\$ -	\$ -	\$ -	\$ -	\$ 10,374,082	\$ 72,425,000	\$ -	\$ 91,100,000
Total Enterprise Agencies		\$ -	\$ -	\$ -	\$ -	\$ 448,000	\$ 2,265,000	\$ -	\$ -	\$ -	\$ -	\$ -	\$ 2,713,000
Grand Total		\$ 254,924,033	\$ 40,608,274	\$ 24,480	\$ 121,588,981	\$ 19,633,954	\$ 12,687,140	\$ 966,852,288	\$ 8,342,179	\$ 10,478,122	\$ 139,404,154	\$ 13,109,556	\$ 1,587,653,161



## Revenues by Agency & Major Classification

### City of Detroit FY2026 Adopted Budget Non-General Funds

Category	Department	Recurring									Non-Recurring		Total
		Grants, Shared Taxes, & Revenues	Revenues from Use of Assets	Sales of Assets & Compensation for Losses	Sales & Charges for Services	Fines, Forfeits, & Penalties	Licenses, Permits, & Inspection Charges	Taxes, Assessments, & Interest	Contributions & Transfers	Miscellaneous	Contributions & Transfers (One-Time)	Other One-Time Revenues	
Executive Agencies	16 Construction & Demolition Dept	\$ -	\$ -	\$ -	\$ -	\$ -	\$ -	\$ -	\$ -	\$ -	\$ -	\$ -	\$ -
	19 Department of Public Works	\$ 750,000	\$ 265,998	\$ -	\$ 38,845,051	\$ -	\$ -	\$ 126,944,280	\$ 17,074,650	\$ -	\$ -	\$ 6,592,049	\$ 190,472,028
	23 Office of the Chief Financial Officer	\$ -	\$ -	\$ -	\$ -	\$ -	\$ -	\$ -	\$ -	\$ -	\$ -	\$ -	\$ -
	24 Fire Department	\$ 2,619,500	\$ -	\$ -	\$ -	\$ -	\$ -	\$ -	\$ -	\$ -	\$ -	\$ -	\$ 2,619,500
	25 Health Department	\$ 33,875,553	\$ -	\$ -	\$ 264,664	\$ -	\$ -	\$ -	\$ -	\$ -	\$ -	\$ -	\$ 34,140,217
	28 Human Resources Department	\$ -	\$ -	\$ -	\$ -	\$ -	\$ -	\$ -	\$ -	\$ -	\$ -	\$ -	\$ -
	29 Civil Rights, Inclusion, & Opportunity	\$ -	\$ -	\$ -	\$ 3,111,000	\$ -	\$ -	\$ -	\$ -	\$ -	\$ -	\$ -	\$ 3,111,000
	31 Dept of Innovation & Technology	\$ -	\$ -	\$ -	\$ -	\$ -	\$ -	\$ -	\$ -	\$ -	\$ -	\$ -	\$ -
	32 Law Department	\$ -	\$ -	\$ -	\$ -	\$ -	\$ -	\$ -	\$ -	\$ -	\$ -	\$ -	\$ -
	33 Mayor's Office	\$ 1,109,000	\$ -	\$ -	\$ -	\$ -	\$ -	\$ -	\$ -	\$ -	\$ -	\$ -	\$ 1,109,000
	34 Municipal Parking Department	\$ -	\$ -	\$ -	\$ -	\$ -	\$ -	\$ -	\$ -	\$ -	\$ -	\$ -	\$ -
	36 Housing & Revitalization Department	\$ 40,741,434	\$ 2,200,000	\$ -	\$ -	\$ -	\$ -	\$ -	\$ -	\$ -	\$ -	\$ -	\$ 42,941,434
	37 Police Department	\$ 4,735,654	\$ -	\$ -	\$ 11,382,267	\$ 994,121	\$ -	\$ -	\$ 1,693,814	\$ -	\$ -	\$ -	\$ 18,805,856
	38 Public Lighting Department	\$ -	\$ -	\$ -	\$ 2,200,000	\$ -	\$ -	\$ -	\$ -	\$ -	\$ -	\$ -	\$ 2,200,000
	43 Planning & Development Department	\$ -	\$ -	\$ -	\$ -	\$ -	\$ -	\$ -	\$ -	\$ -	\$ -	\$ -	\$ -
	45 Department of Appeals & Hearings	\$ -	\$ -	\$ -	\$ -	\$ -	\$ -	\$ -	\$ -	\$ -	\$ -	\$ -	\$ -
	47 General Services Department	\$ 1,150,000	\$ -	\$ -	\$ -	\$ -	\$ -	\$ -	\$ -	\$ -	\$ -	\$ -	\$ 1,150,000
Legislative Agencies	50 Office of the Auditor General	\$ -	\$ -	\$ -	\$ -	\$ -	\$ -	\$ -	\$ -	\$ -	\$ -	\$ -	\$ -
	51 Board of Zoning Appeals	\$ -	\$ -	\$ -	\$ -	\$ -	\$ -	\$ -	\$ -	\$ -	\$ -	\$ -	\$ -
	52 City Council	\$ -	\$ -	\$ -	\$ -	\$ -	\$ -	\$ -	\$ -	\$ -	\$ -	\$ -	\$ -
	53 Ombudsman	\$ 12,000	\$ -	\$ -	\$ -	\$ -	\$ -	\$ -	\$ -	\$ -	\$ -	\$ -	\$ 12,000
	54 Office of the Inspector General	\$ -	\$ -	\$ -	\$ -	\$ -	\$ -	\$ -	\$ -	\$ -	\$ -	\$ -	\$ -
	70 City Clerk	\$ -	\$ -	\$ -	\$ -	\$ -	\$ -	\$ -	\$ -	\$ -	\$ -	\$ -	\$ -
	71 Department of Elections	\$ -	\$ -	\$ -	\$ -	\$ -	\$ -	\$ -	\$ -	\$ -	\$ -	\$ -	\$ -
Judicial Agency	60 36th District Court	\$ -	\$ -	\$ -	\$ -	\$ -	\$ -	\$ -	\$ -	\$ -	\$ -	\$ -	\$ -
Non-Departmental	35 Non-Departmental	\$ -	\$ -	\$ 3,143,000	\$ 2,123,000	\$ -	\$ -	\$ -	\$ -	\$ -	\$ -	\$ -	\$ 5,266,000
Debt Service	18 Debt Service & Legacy Pension	\$ -	\$ 2,397,606	\$ -	\$ -	\$ -	\$ -	\$ 46,724,561	\$ 10,817,985	\$ -	\$ -	\$ -	\$ 59,940,152
Enterprise Agencies	10 Airport Department	\$ -	\$ 230,480	\$ -	\$ 185,640	\$ -	\$ -	\$ -	\$ 4,041,300	\$ -	\$ -	\$ -	\$ 4,457,420
	13 BSEED	\$ -	\$ -	\$ -	\$ 449,000	\$ 796,000	\$ 30,477,000	\$ -	\$ 1,256,206	\$ -	\$ 1,020,000	\$ 3,000,000	\$ 36,998,206
	20 Department of Transportation	\$ 17,431,634	\$ 86,000	\$ -	\$ 56,135,463	\$ -	\$ -	\$ -	\$ 131,503,378	\$ -	\$ 3,998,585	\$ -	\$ 209,155,060
	48 Water Department	\$ 34,610,000	\$ 48,140,800	\$ -	\$ 145,264,100	\$ 1,177,500	\$ -	\$ -	\$ 36,070,000	\$ -	\$ -	\$ -	\$ 265,262,400
	49 Sewerage Department	\$ 84,960,000	\$ 66,143,300	\$ -	\$ 356,866,100	\$ 1,322,500	\$ -	\$ -	\$ 22,930,900	\$ -	\$ -	\$ -	\$ 532,222,800
	72 Public Library	\$ 695,659	\$ 1,415,697	\$ -	\$ 341,469	\$ 399,960	\$ -	\$ 40,619,375	\$ -	\$ -	\$ -	\$ -	\$ 43,472,160
Total General City Agencies (Exec./Leg./Jud./Non-Dept.)		\$ 84,993,141	\$ 2,465,998	\$ 3,143,000	\$ 57,925,982	\$ 994,121	\$ -	\$ 126,944,280	\$ 18,768,464	\$ -	\$ -	\$ 6,592,049	\$ 301,827,035
Total Debt Service		\$ -	\$ 2,397,606	\$ -	\$ -	\$ -	\$ -	\$ 46,724,561	\$ 10,817,985	\$ -	\$ -	\$ -	\$ 59,940,152
Total Enterprise Agencies		\$ 137,697,293	\$ 116,016,277	\$ -	\$ 559,241,772	\$ 3,695,960	\$ 30,477,000	\$ 40,619,375	\$ 195,801,784	\$ -	\$ 5,018,585	\$ 3,000,000	\$ 1,091,568,046
Grand Total		\$ 222,690,434	\$ 120,879,881	\$ 3,143,000	\$ 617,167,754	\$ 4,690,081	\$ 30,477,000	\$ 214,288,216	\$ 225,388,233	\$ -	\$ 5,018,585	\$ 9,592,049	\$ 1,453,335,233

## Revenues by Agency & Major Classification

### City of Detroit FY2026 Adopted Budget Capital Fund

Category	Department	Recurring									Non-Recurring	Total
		Grants, Shared Taxes, & Revenues	Revenues from Use of Assets	Sales of Assets & Compensation for Losses	Sales & Charges for Services	Fines, Forfeits, & Penalties	Licenses, Permits, & Inspection Charges	Taxes, Assessments, & Interest	Contributions & Transfers	Miscellaneous	Contributions & Transfers (One-Time)	
Executive Agencies	16 Construction & Demolition Dept	\$ -	\$ -	\$ -	\$ -	\$ -	\$ -	\$ -	\$ -	\$ -	\$ -	\$ -
	19 Department of Public Works	\$ -	\$ -	\$ -	\$ -	\$ -	\$ -	\$ -	\$ -	\$ -	\$ -	\$ -
	23 Office of the Chief Financial Officer	\$ -	\$ -	\$ -	\$ -	\$ -	\$ -	\$ -	\$ -	\$ -	\$ -	\$ -
	24 Fire Department	\$ -	\$ -	\$ -	\$ -	\$ -	\$ -	\$ -	\$ -	\$ -	\$ -	\$ -
	25 Health Department	\$ -	\$ -	\$ -	\$ -	\$ -	\$ -	\$ -	\$ -	\$ -	\$ -	\$ -
	28 Human Resources Department	\$ -	\$ -	\$ -	\$ -	\$ -	\$ -	\$ -	\$ -	\$ -	\$ -	\$ -
	29 Civil Rights, Inclusion, & Opportunity	\$ -	\$ -	\$ -	\$ -	\$ -	\$ -	\$ -	\$ -	\$ -	\$ -	\$ -
	31 Dept of Innovation & Technology	\$ -	\$ -	\$ -	\$ -	\$ -	\$ -	\$ -	\$ -	\$ -	\$ -	\$ -
	32 Law Department	\$ -	\$ -	\$ -	\$ -	\$ -	\$ -	\$ -	\$ -	\$ -	\$ -	\$ -
	33 Mayor's Office	\$ -	\$ -	\$ -	\$ -	\$ -	\$ -	\$ -	\$ -	\$ -	\$ -	\$ -
	34 Municipal Parking Department	\$ -	\$ -	\$ -	\$ -	\$ -	\$ -	\$ -	\$ -	\$ -	\$ -	\$ -
	36 Housing & Revitalization Department	\$ -	\$ -	\$ -	\$ -	\$ -	\$ -	\$ -	\$ -	\$ -	\$ -	\$ -
	37 Police Department	\$ -	\$ -	\$ -	\$ -	\$ -	\$ -	\$ -	\$ -	\$ -	\$ -	\$ -
	38 Public Lighting Department	\$ -	\$ -	\$ -	\$ -	\$ -	\$ -	\$ -	\$ -	\$ -	\$ -	\$ -
	43 Planning & Development Department	\$ -	\$ -	\$ -	\$ -	\$ -	\$ -	\$ -	\$ -	\$ -	\$ -	\$ -
	45 Department of Appeals & Hearings	\$ -	\$ -	\$ -	\$ -	\$ -	\$ -	\$ -	\$ -	\$ -	\$ -	\$ -
	47 General Services Department	\$ -	\$ -	\$ -	\$ -	\$ -	\$ -	\$ -	\$ -	\$ -	\$ -	\$ -
Legislative Agencies	50 Office of the Auditor General	\$ -	\$ -	\$ -	\$ -	\$ -	\$ -	\$ -	\$ -	\$ -	\$ -	\$ -
	51 Board of Zoning Appeals	\$ -	\$ -	\$ -	\$ -	\$ -	\$ -	\$ -	\$ -	\$ -	\$ -	\$ -
	52 City Council	\$ -	\$ -	\$ -	\$ -	\$ -	\$ -	\$ -	\$ -	\$ -	\$ -	\$ -
	53 Ombudsman	\$ -	\$ -	\$ -	\$ -	\$ -	\$ -	\$ -	\$ -	\$ -	\$ -	\$ -
	54 Office of the Inspector General	\$ -	\$ -	\$ -	\$ -	\$ -	\$ -	\$ -	\$ -	\$ -	\$ -	\$ -
	70 City Clerk	\$ -	\$ -	\$ -	\$ -	\$ -	\$ -	\$ -	\$ -	\$ -	\$ -	\$ -
	71 Department of Elections	\$ -	\$ -	\$ -	\$ -	\$ -	\$ -	\$ -	\$ -	\$ -	\$ -	\$ -
Judicial Agency	60 36th District Court	\$ -	\$ -	\$ -	\$ -	\$ -	\$ -	\$ -	\$ -	\$ -	\$ -	\$ -
Non-Departmental	35 Non-Departmental	\$ -	\$ -	\$ -	\$ -	\$ -	\$ -	\$ -	\$ -	\$ -	4,712,000	4,712,000
Debt Service	18 Debt Service & Legacy Pension	\$ -	\$ -	\$ -	\$ -	\$ -	\$ -	\$ -	\$ -	\$ -	\$ -	\$ -
Enterprise Agencies	10 Airport Department	\$ -	\$ -	\$ -	\$ -	\$ -	\$ -	\$ -	\$ -	\$ -	\$ -	\$ -
	13 BSEED	\$ -	\$ -	\$ -	\$ -	\$ -	\$ -	\$ -	\$ -	\$ -	\$ -	\$ -
	20 Department of Transportation	\$ -	\$ -	\$ -	\$ -	\$ -	\$ -	\$ -	\$ -	\$ -	\$ -	\$ -
	48 Water Department	\$ -	\$ -	\$ -	\$ -	\$ -	\$ -	\$ -	\$ -	\$ -	\$ -	\$ -
	49 Sewerage Department	\$ -	\$ -	\$ -	\$ -	\$ -	\$ -	\$ -	\$ -	\$ -	\$ -	\$ -
	72 Public Library	\$ -	\$ -	\$ -	\$ -	\$ -	\$ -	\$ -	\$ -	\$ -	\$ -	\$ -
Total General City Agencies (Exec./Leg./Jud./Non-Dept.)		\$ -	\$ -	\$ -	\$ -	\$ -	\$ -	\$ -	\$ -	\$ -	4,712,000	4,712,000
Total Debt Service		\$ -	\$ -	\$ -	\$ -	\$ -	\$ -	\$ -	\$ -	\$ -	\$ -	\$ -
Total Enterprise Agencies		\$ -	\$ -	\$ -	\$ -	\$ -	\$ -	\$ -	\$ -	\$ -	\$ -	\$ -
Grand Total		\$ -	\$ -	\$ -	\$ -	\$ -	\$ -	\$ -	\$ -	\$ -	4,712,000	4,712,000



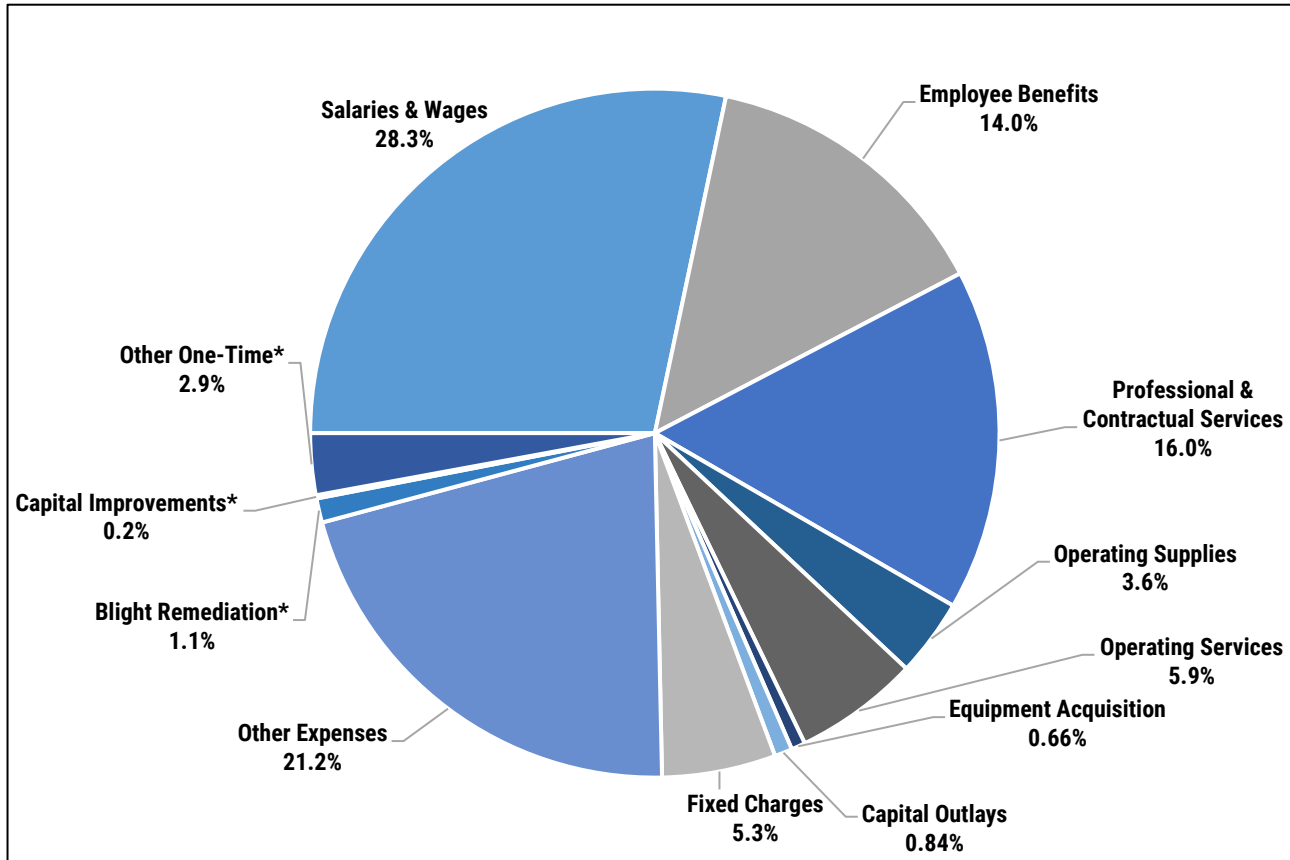
## Revenues by Agency & Major Classification

City of Detroit  
FY2026 Adopted Budget  
Blight Fund

Category	Department	Recurring									Non-Recurring	Total
		Grants, Shared Taxes, & Revenues	Revenues from Use of Assets	Sales of Assets & Compensation for Losses	Sales & Charges for Services	Fines, Forfeits, & Penalties	Licenses, Permits, & Inspection Charges	Taxes, Assessments, & Interest	Contributions & Transfers	Miscellaneous	Contributions & Transfers (One-Time)	
Executive Agencies	16 Construction & Demolition Dept	\$ -	\$ -	\$ 51,000	\$ -	\$ -	\$ -	\$ -	\$ -	\$ -	\$ -	\$ 51,000
	19 Department of Public Works	\$ -	\$ -	\$ -	\$ -	\$ -	\$ -	\$ -	\$ -	\$ -	\$ -	\$ -
	23 Office of the Chief Financial Officer	\$ -	\$ -	\$ -	\$ -	\$ -	\$ -	\$ -	\$ -	\$ -	\$ -	\$ -
	24 Fire Department	\$ -	\$ -	\$ -	\$ -	\$ -	\$ -	\$ -	\$ -	\$ -	\$ -	\$ -
	25 Health Department	\$ -	\$ -	\$ -	\$ -	\$ -	\$ -	\$ -	\$ -	\$ -	\$ -	\$ -
	28 Human Resources Department	\$ -	\$ -	\$ -	\$ -	\$ -	\$ -	\$ -	\$ -	\$ -	\$ -	\$ -
	29 Civil Rights, Inclusion, & Opportunity	\$ -	\$ -	\$ -	\$ -	\$ -	\$ -	\$ -	\$ -	\$ -	\$ -	\$ -
	31 Dept of Innovation & Technology	\$ -	\$ -	\$ -	\$ -	\$ -	\$ -	\$ -	\$ -	\$ -	\$ -	\$ -
	32 Law Department	\$ -	\$ -	\$ -	\$ -	\$ -	\$ -	\$ -	\$ -	\$ -	\$ -	\$ -
	33 Mayor's Office	\$ -	\$ -	\$ -	\$ -	\$ -	\$ -	\$ -	\$ -	\$ -	\$ -	\$ -
	34 Municipal Parking Department	\$ -	\$ -	\$ -	\$ -	\$ -	\$ -	\$ -	\$ -	\$ -	\$ -	\$ -
	36 Housing & Revitalization Department	\$ -	\$ -	\$ -	\$ -	\$ -	\$ -	\$ -	\$ -	\$ -	\$ -	\$ -
	37 Police Department	\$ -	\$ -	\$ -	\$ -	\$ -	\$ -	\$ -	\$ -	\$ -	\$ -	\$ -
	38 Public Lighting Department	\$ -	\$ -	\$ -	\$ -	\$ -	\$ -	\$ -	\$ -	\$ -	\$ -	\$ -
	43 Planning & Development Department	\$ -	\$ -	\$ -	\$ -	\$ -	\$ -	\$ -	\$ -	\$ -	\$ -	\$ -
	45 Department of Appeals & Hearings	\$ -	\$ -	\$ -	\$ -	\$ -	\$ -	\$ -	\$ -	\$ -	\$ -	\$ -
	47 General Services Department	\$ -	\$ -	\$ -	\$ -	\$ -	\$ -	\$ -	\$ -	\$ -	\$ -	\$ -
Legislative Agencies	50 Office of the Auditor General	\$ -	\$ -	\$ -	\$ -	\$ -	\$ -	\$ -	\$ -	\$ -	\$ -	\$ -
	51 Board of Zoning Appeals	\$ -	\$ -	\$ -	\$ -	\$ -	\$ -	\$ -	\$ -	\$ -	\$ -	\$ -
	52 City Council	\$ -	\$ -	\$ -	\$ -	\$ -	\$ -	\$ -	\$ -	\$ -	\$ -	\$ -
	53 Ombudsman	\$ -	\$ -	\$ -	\$ -	\$ -	\$ -	\$ -	\$ -	\$ -	\$ -	\$ -
	54 Office of the Inspector General	\$ -	\$ -	\$ -	\$ -	\$ -	\$ -	\$ -	\$ -	\$ -	\$ -	\$ -
	70 City Clerk	\$ -	\$ -	\$ -	\$ -	\$ -	\$ -	\$ -	\$ -	\$ -	\$ -	\$ -
	71 Department of Elections	\$ -	\$ -	\$ -	\$ -	\$ -	\$ -	\$ -	\$ -	\$ -	\$ -	\$ -
Judicial Agency	60 36th District Court	\$ -	\$ -	\$ -	\$ -	\$ -	\$ -	\$ -	\$ -	\$ -	\$ -	\$ -
Non-Departmental	35 Non-Departmental	\$ -	\$ -	\$ -	\$ -	\$ -	\$ -	\$ -	\$ -	\$ -	\$ 35,000,000	\$ 35,000,000
Debt Service	18 Debt Service & Legacy Pension	\$ -	\$ -	\$ -	\$ -	\$ -	\$ -	\$ -	\$ -	\$ -	\$ -	\$ -
Enterprise Agencies	10 Airport Department	\$ -	\$ -	\$ -	\$ -	\$ -	\$ -	\$ -	\$ -	\$ -	\$ -	\$ -
	13 BSEED	\$ -	\$ -	\$ -	\$ -	\$ -	\$ -	\$ -	\$ -	\$ -	\$ -	\$ -
	20 Department of Transportation	\$ -	\$ -	\$ -	\$ -	\$ -	\$ -	\$ -	\$ -	\$ -	\$ -	\$ -
	48 Water Department	\$ -	\$ -	\$ -	\$ -	\$ -	\$ -	\$ -	\$ -	\$ -	\$ -	\$ -
	49 Sewerage Department	\$ -	\$ -	\$ -	\$ -	\$ -	\$ -	\$ -	\$ -	\$ -	\$ -	\$ -
	72 Public Library	\$ -	\$ -	\$ -	\$ -	\$ -	\$ -	\$ -	\$ -	\$ -	\$ -	\$ -
Total General City Agencies (Exec./Leg./Jud./Non-Dept.)		\$ -	\$ -	\$ 51,000	\$ -	\$ -	\$ -	\$ -	\$ -	\$ -	\$ 35,000,000	\$ 35,051,000
Total Debt Service		\$ -	\$ -	\$ -	\$ -	\$ -	\$ -	\$ -	\$ -	\$ -	\$ -	\$ -
Total Enterprise Agencies		\$ -	\$ -	\$ -	\$ -	\$ -	\$ -	\$ -	\$ -	\$ -	\$ -	\$ -
Grand Total		\$ -	\$ -	\$ 51,000	\$ -	\$ -	\$ -	\$ -	\$ -	\$ -	\$ 35,000,000	\$ 35,051,000

## Appropriations by Major Classification

City of Detroit  
FY2026 Adopted Budget  
All Funds

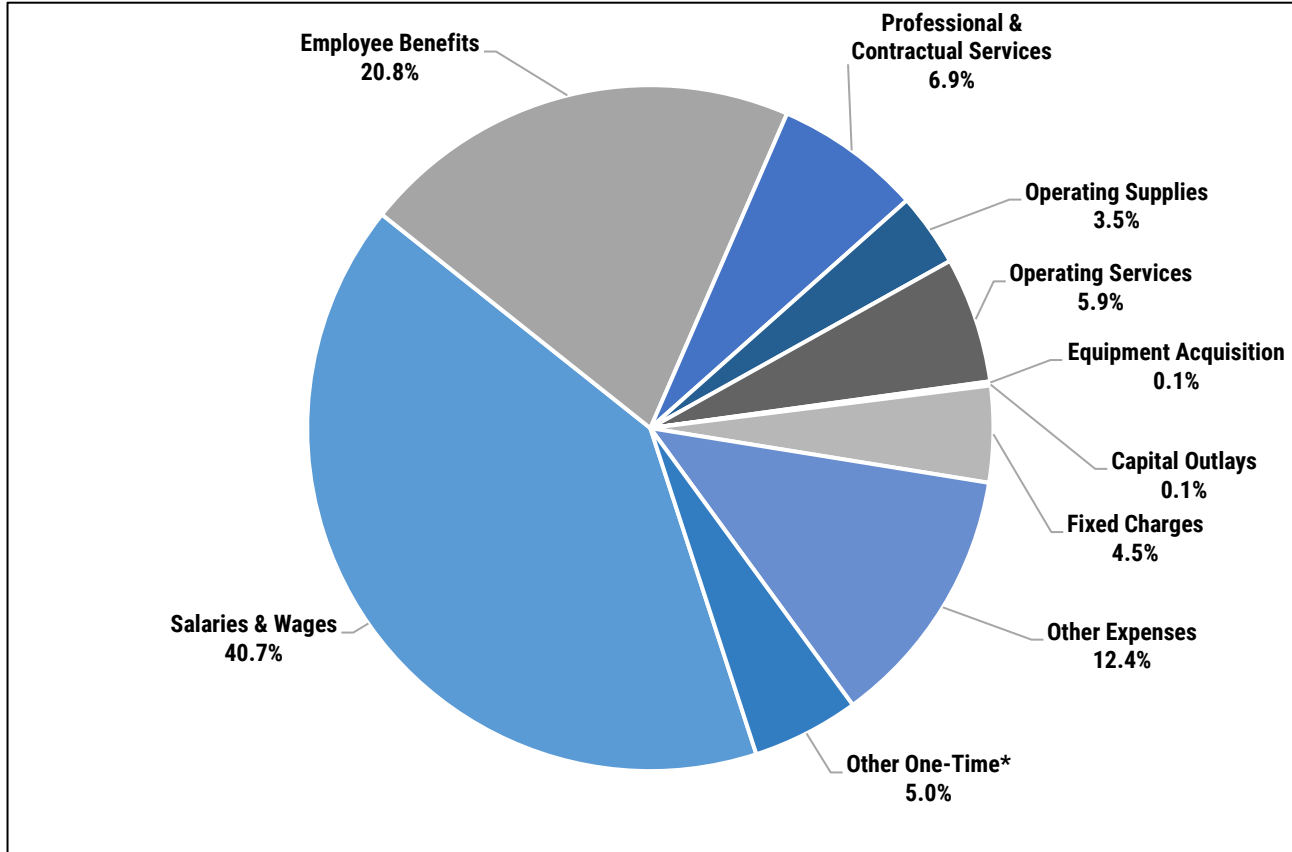


Appropriations	Amount
Salaries & Wages	\$ 872,296,477
Employee Benefits	431,690,484
Professional & Contractual Services	493,718,947
Operating Supplies	111,688,595
Operating Services	180,510,277
Equipment Acquisition	20,276,021
Capital Outlays	25,741,634
Fixed Charges	164,390,276
Other Expenses	651,672,835
Blight Remediation*	35,051,000
Capital Improvements*	4,712,000
Other One-Time*	89,002,848
<b>Total</b>	<b>\$ 3,080,751,394</b>

\*Non-Recurring Appropriations

## Appropriations by Major Classification

**City of Detroit  
FY2026 Adopted Budget  
General Fund**

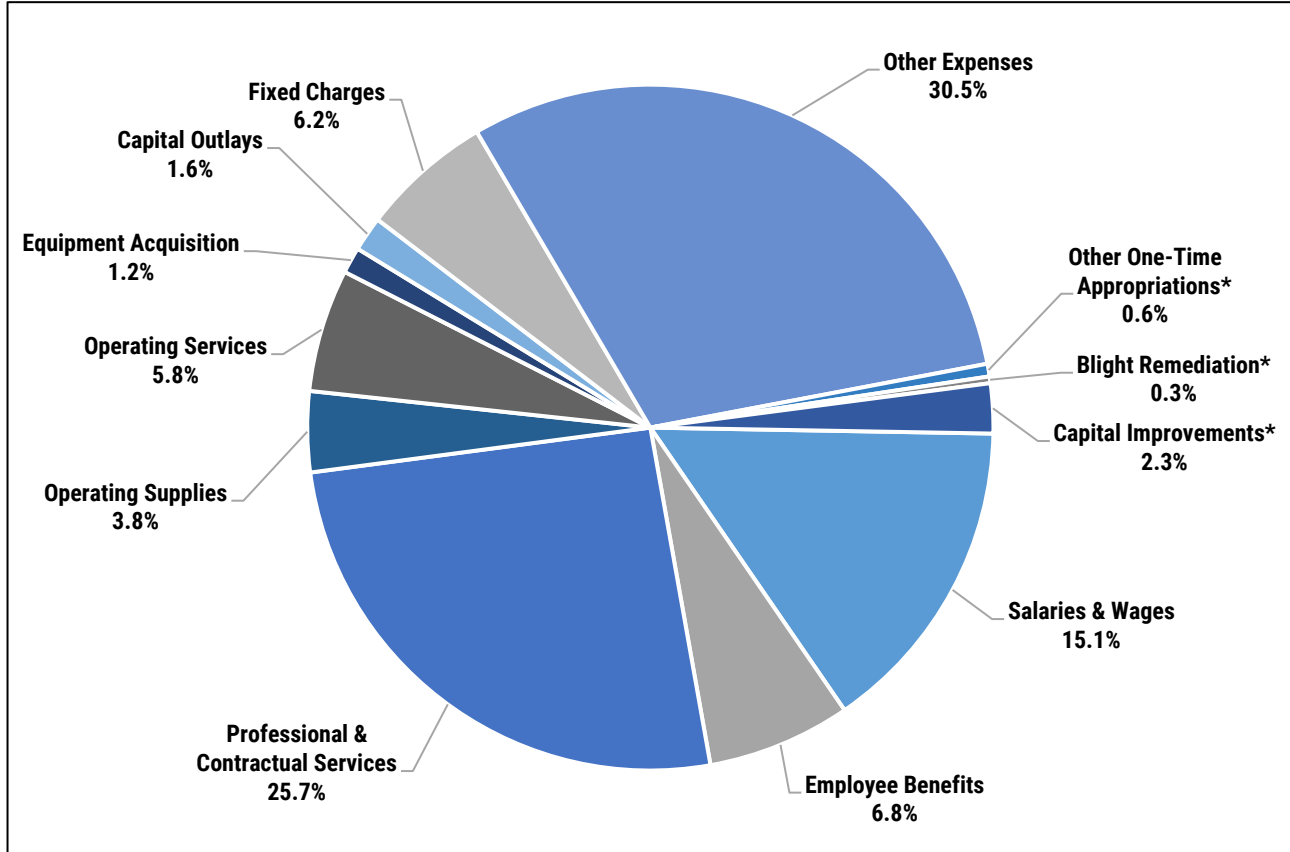


Appropriations	Amount
Salaries & Wages	\$ 646,214,044
Employee Benefits	330,559,450
Professional & Contractual Services	109,779,227
Operating Supplies	54,920,004
Operating Services	94,013,459
Equipment Acquisition	1,860,970
Capital Outlays	1,250,000
Fixed Charges	72,032,457
Other Expenses	196,934,840
Other One-Time*	80,088,710
<b>Total</b>	<b>\$ 1,587,653,161</b>

\*Non-Recurring Appropriations

## Appropriations by Major Classification

**City of Detroit  
FY2026 Adopted Budget  
Non-General Funds (includes Blight & Capital)**

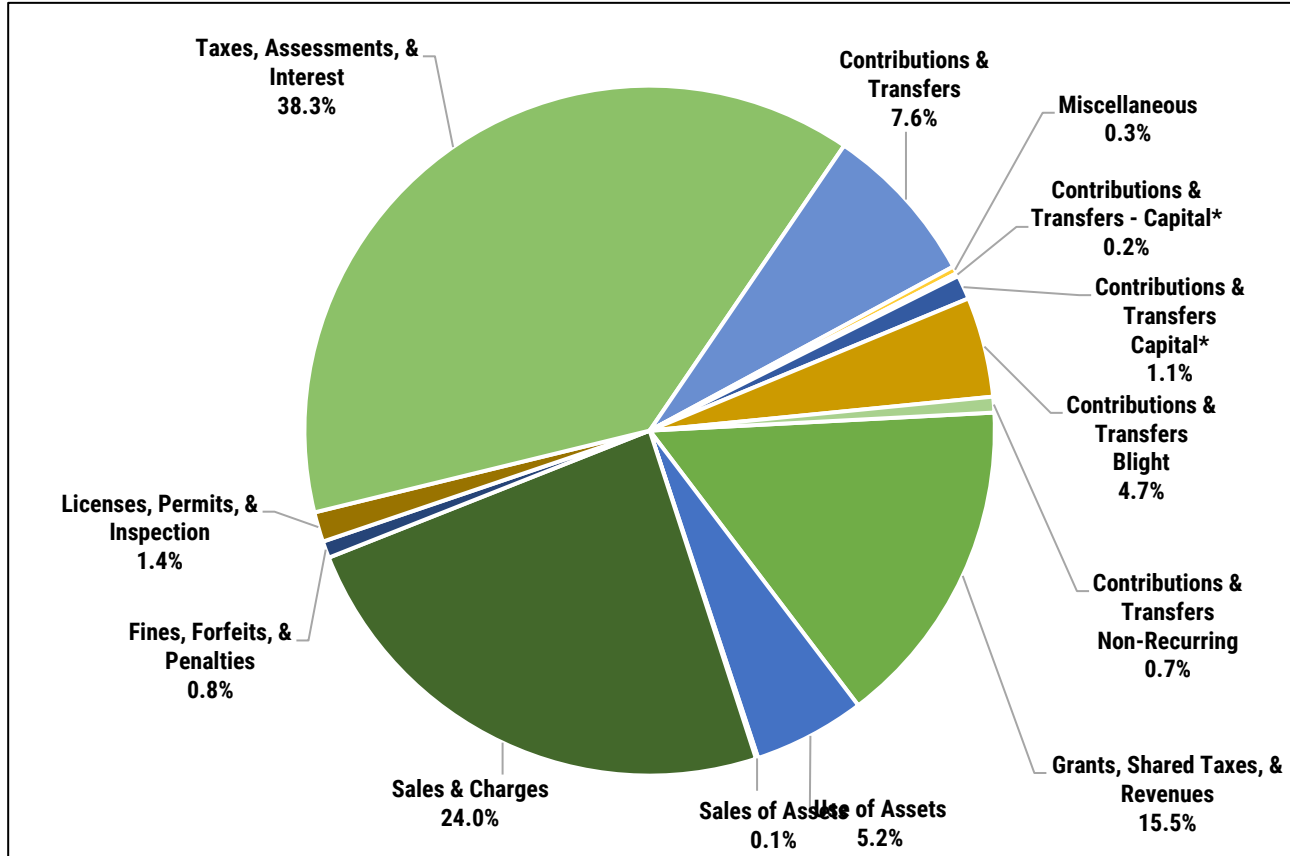


Appropriations	Amount
Salaries & Wages	\$ 226,082,433
Employee Benefits	101,131,034
Professional & Contractual Services	383,939,720
Operating Supplies	56,768,591
Operating Services	86,496,818
Equipment Acquisition	18,415,051
Capital Outlays	24,491,634
Fixed Charges	92,357,819
Other Expenses	454,737,995
Other One-Time Expenditures*	8,914,138
Blight Remediation*	4,712,000
Capital Improvements*	35,051,000
<b>Total</b>	<b>\$ 1,493,098,233</b>

\*Non-Recurring Appropriations

## Revenues by Major Classification

City of Detroit  
FY2026 Adopted Budget  
All Funds

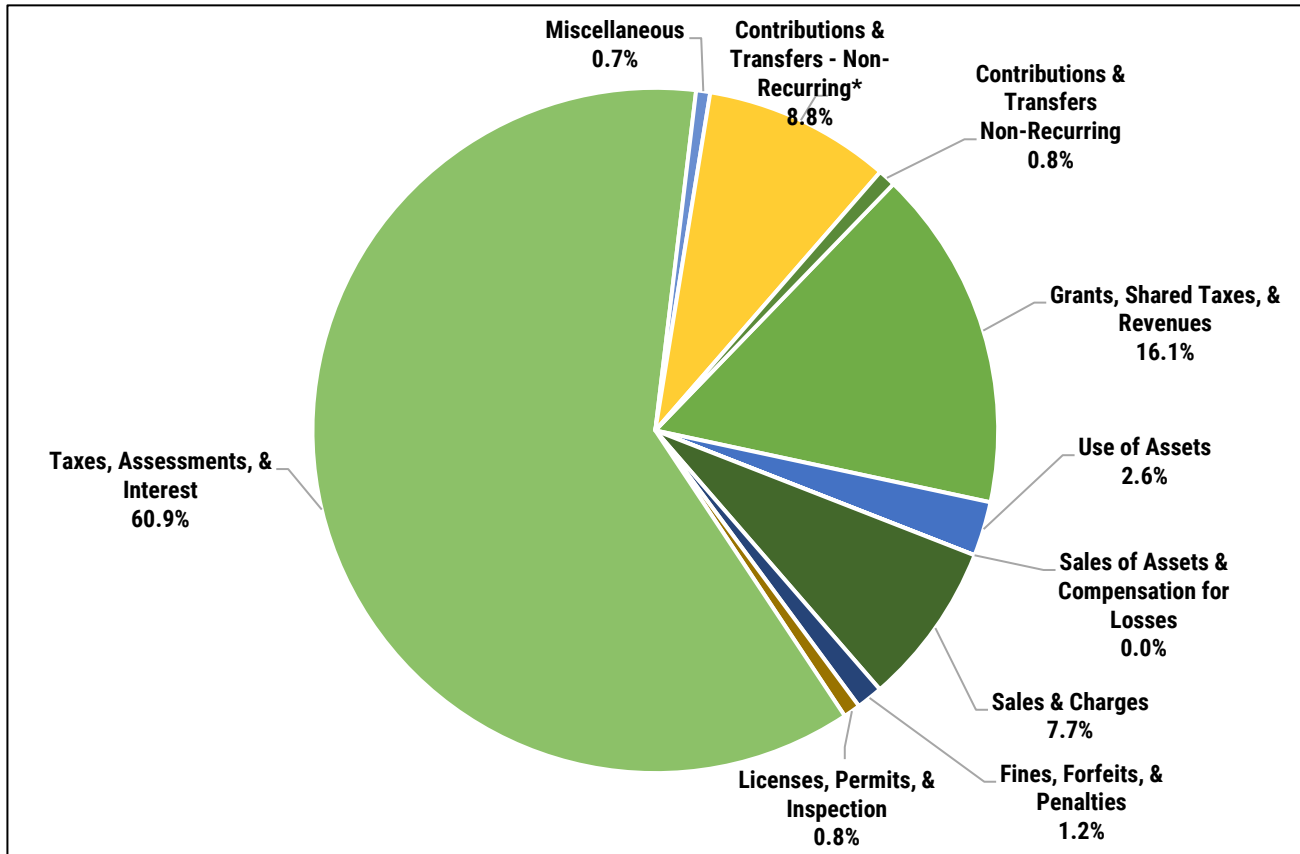


Revenue Sources	Amount
Grants, Shared Taxes, & Revenues	\$ 477,614,467
Revenues from Use of Assets	161,488,155
Sales of Assets & Compensation for Losses	3,218,480
Sales & Charges for Services	738,756,735
Fines, Forfeits, & Penalties	24,324,035
Licenses, Permits, & Inspection Charges	43,164,140
Taxes, Assessments, & Interest	1,181,140,504
Contributions & Transfers	233,730,412
Miscellaneous	10,478,122
Contributions & Transfers - Capital*	4,712,000
Contributions & Transfers - Blight*	35,000,000
Contributions & Transfers - Non-Recurring*	144,422,739
Other One-Time Revenues*	22,701,605
<b>Total</b>	<b>\$ 3,080,751,394</b>

\*Non-Recurring Appropriations

## Revenues by Major Classification

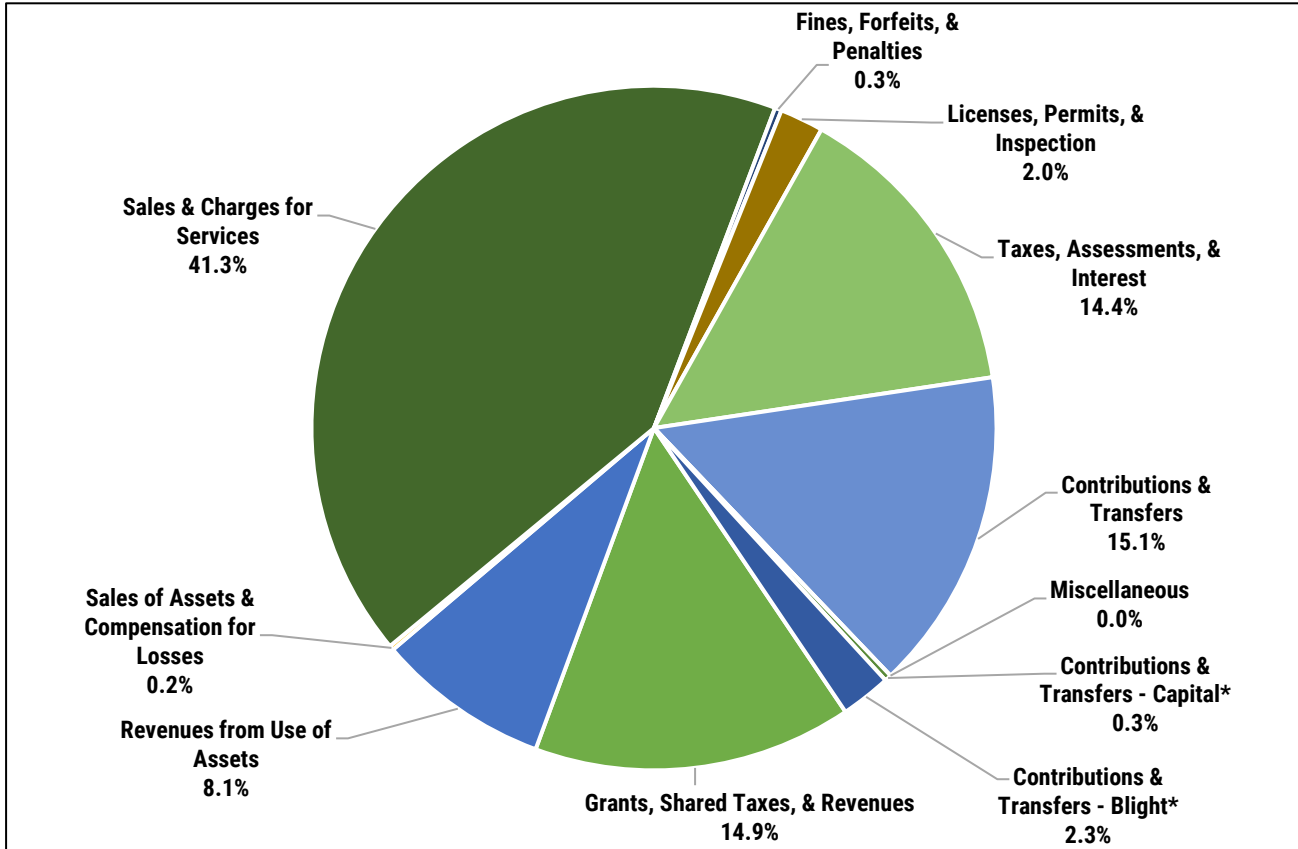
City of Detroit  
FY2026 Adopted Budget  
General Fund



Revenue Sources	Amount
Grants, Shared Taxes, & Revenues	\$ 254,924,033
Revenues from Use of Assets	40,608,274
Sales of Assets & Compensation for Losses	24,480
Sales & Charges for Services	121,588,981
Fines, Forfeits, & Penalties	19,633,954
Licenses, Permits, & Inspection Charges	12,687,140
Taxes, Assessments, & Interest	966,852,288
Contributions & Transfers	8,342,179
Miscellaneous	10,478,122
Contributions & Transfers - Non-Recurring*	139,404,154
Other One-Time Revenues*	13,109,556
<b>Total</b>	<b>\$ 1,587,653,161</b>

\*Non-Recurring Appropriations

**Revenues by Major Classification**  
**City of Detroit**  
**FY2026 Adopted Budget**  
**Non-General Funds (includes Blight & Capital)**



Revenue Sources	Amount
Grants, Shared Taxes, & Revenues	\$ 222,690,434
Revenues from Use of Assets	120,879,881
Sales of Assets & Compensation for Losses	3,194,000
Sales & Charges for Services	617,167,754
Fines, Forfeits, & Penalties	4,690,081
Licenses, Permits, & Inspection Charges	30,477,000
Taxes, Assessments, & Interest	214,288,216
Contributions & Transfers	225,388,233
Miscellaneous	-
Contributions & Transfers - Capital*	4,712,000
Contributions & Transfers - Blight*	35,000,000
Contributions & Transfers - Non-Recurring*	5,018,585
Other One-Time Revenues*	9,592,049
<b>Total</b>	<b>\$ 1,493,098,233</b>

\*Non-Recurring Appropriations



## **Budgeted Positions**

**City of Detroit  
FY2026 Adopted Budget  
by Fund Type**

Category	Department	Full-Time Equivalent			
		General	Non-General	Blight	Total
<b>Executive Agencies</b>	16 Construction & Demolition Department	59.00	63.00	24.00	146.00
	19 Department of Public Works	30.00	492.25	-	522.25
	23 Office of the Chief Financial Officer	417.00	-	18.00	435.00
	24 Fire Department	1,309.00	-	-	1,309.00
	25 Health Department	102.25	184.25	-	286.50
	28 Human Resources Department	107.00	-	-	107.00
	29 Civil Rights, Inclusion, & Opportunity	31.00	10.00	-	41.00
	31 Department of Innovation & Technology	150.50	-	-	150.50
	32 Law Department	119.00	2.00	-	121.00
	33 Mayor's Office	64.00	5.00	-	69.00
	34 Municipal Parking Department	95.00	-	-	95.00
	36 Housing & Revitalization Department	97.00	124.00	-	221.00
	37 Police Department	3,379.00	143.00	-	3,522.00
	38 Public Lighting Department	-	-	-	-
	43 Planning & Development Department	39.00	1.00	-	40.00
	45 Department of Appeals & Hearings	16.00	-	-	16.00
	47 General Services Department	640.70	145.50	98.00	884.20
<b>Legislative Agencies</b>	50 Office of the Auditor General	23.00	-	-	23.00
	51 Board of Zoning Appeals	4.00	-	-	4.00
	52 City Council	136.00	-	-	136.00
	53 Ombudsman	15.00	-	-	15.00
	54 Office of the Inspector General	12.00	-	-	12.00
	70 City Clerk	29.00	-	-	29.00
	71 Department of Elections	115.00	-	-	115.00
<b>Judicial Agency</b>	60 36th District Court	325.00	-	-	325.00
<b>Non-Departmental</b>	35 Non-Departmental	145.00	28.00	-	173.00
<b>Enterprise Agencies</b>	10 Airport Department	-	12.00	-	12.00
	13 BSEED	61.00	302.00	-	363.00
	20 Department of Transportation	-	1,202.00	-	1,202.00
	48 Water Department	-	650.00	-	650.00
	49 Sewerage Department	-	28.00	-	28.00
	72 Public Library	-	344.00	-	344.00
<b>Total General City Agencies (Exec./Leg./Jud./Non-Dept.)</b>		<b>7,459.45</b>	<b>1,198.00</b>	<b>140.00</b>	<b>8,797.45</b>
<b>Total Enterprise Agencies</b>		<b>61.00</b>	<b>2,538.00</b>	<b>-</b>	<b>2,599.00</b>
<b>Grand Total</b>		<b>7,520.45</b>	<b>3,736.00</b>	<b>140.00</b>	<b>11,396.45</b>

**Budgeted Positions**  
**City of Detroit**  
**FY2026 Adopted Budget**  
**Mayor's Proposed vs Adopted Budget**

Category	Department	Full-Time Equivalent			
		Mayor's Proposed	Errata	Schedule B	Final Adopted
<b>Executive Agencies</b>	16 Construction & Demolition Department	146.00	-	-	146.00
	19 Department of Public Works	522.25	-	-	522.25
	23 Office of the Chief Financial Officer	432.00	-	3.00	435.00
	24 Fire Department	1,309.00	-	-	1,309.00
	25 Health Department	284.50	-	2.00	286.50
	28 Human Resources Department	107.00	-	-	107.00
	29 Civil Rights, Inclusion, & Opportunity	38.00	(1.00)	4.00	41.00
	31 Department of Innovation & Technology	150.50	-	-	150.50
	32 Law Department	119.00	2.00	-	121.00
	33 Mayor's Office	69.00	-	-	69.00
	34 Municipal Parking Department	95.00	-	-	95.00
	36 Housing & Revitalization Department	221.00	-	-	221.00
	37 Police Department	3,522.00	-	-	3,522.00
	38 Public Lighting Department	-	-	-	-
	43 Planning & Development Department	40.00	-	-	40.00
	45 Department of Appeals & Hearings	16.00	-	-	16.00
	47 General Services Department	884.20	-	-	884.20
<b>Legislative Agencies</b>	50 Office of the Auditor General	21.00	-	2.00	23.00
	51 Board of Zoning Appeals	4.00	-	-	4.00
	52 City Council	136.00	-	-	136.00
	53 Ombudsman	12.00	-	3.00	15.00
	54 Office of the Inspector General	11.00	-	1.00	12.00
	70 City Clerk	25.00	-	4.00	29.00
	71 Department of Elections	115.00	-	-	115.00
<b>Judicial Agency</b>	60 36th District Court	325.00	-	-	325.00
<b>Non-Departmental</b>	35 Non-Departmental	165.00	-	8.00	173.00
<b>Enterprise Agencies</b>	10 Airport Department	12.00	-	-	12.00
	13 BSEED	360.00	-	3.00	363.00
	20 Department of Transportation	1,200.00	2.00	-	1,202.00
	48 Water Department	650.00	-	-	650.00
	49 Sewerage Department	28.00	-	-	28.00
	72 Public Library	344.00	-	-	344.00
<b>Total General City Agencies (Exec./Leg./Jud./Non-Dept.)</b>		<b>8,769.45</b>	<b>1.00</b>	<b>27.00</b>	<b>8,797.45</b>
<b>Total Enterprise Agencies</b>		<b>2,594.00</b>	<b>2.00</b>	<b>3.00</b>	<b>2,599.00</b>
<b>Grand Total</b>		<b>11,363.45</b>	<b>3.00</b>	<b>30.00</b>	<b>11,396.45</b>

# Department 10: Airport Department

## Mission

The Airport Department continues to evolve by bringing costs in line with revenue and improving services. The emerging strategy is to accelerate the growth of Detroit as a commercial and industrial transportation center and maximize the Coleman A. Young Airport's economic benefit to our community and region.

The Airport Department, by City Ordinance, Section 4-1-2, acquires and holds aviation facilities; develops and operates them; leases these facilities; represents the City in all aviation matters affecting the interest of the City; and manages all City properties and equipment devoted to aviation activities. The main holding is the Coleman A. Young Airport, 300 acres of land with two runways; the Air Carrier Terminal; Executive Terminal (including 14 large hangars); and 129 small aircraft hangars with 145 based aircraft. Coleman A. Young Airport handles 75,000 aircraft operations annually.

Currently, the Airport staff administers, operates, and maintains the Airport. There are more than 100 personnel of primary employers, Midwest Air Traffic Control, FAA, AvFlight Corporation (Fixed Base Operator), Air Eagle, Certified Aircraft Rescue Firefighting (ARFF), City Aviation, Civil Air Patrol, Tuskegee Airmen, Friends of Detroit City Airport, the Detroit Fire Department, and the Detroit Aircraft Corporation.

## Operating Programs and Services

- **Airport Operation & Air Traffic Control Services** operates 24-hours.
- **Aircraft Rescue Fire Fighting Services (ARFF)** operates on demand.
- **Airport Storage** provides spaces to store aircraft indoors and outdoors (hangars, T-hangers, small, medium, large).
- **Heated Executive Bays** are provided for medium-sized jet aircraft.
- **Aircraft Tie Downs** minimize the possibility of movement from a parked non-hangered aircraft.
- **FBO and Fuel Storage Services** are provided for Avflight Corporation fixed base operator.
- **MyFlight Helicopter Tour** operates Wednesday-Sunday, 10:00am-10:30pm.
- **Civil Air Patrol (CAP) Program** is an Air Force after-school program that allows high school students to learn to fly for free.
- **Friends of Detroit City Airport (FODCA) Program** focuses on community outreach & community programming.
- **Tuskegee Airman Museum Detroit Program** maintains vintage aircraft displays.
- **Young Eagles Program** introduces children to aviation through introductory flights and operates April – September.

- **Black Pilots of America (BPA) Program** offers flight training and aviation/aircraft safety seminars.
- **Detroit Public Schools Community District (DPSCD) Benjamin O. Davis Aerospace Technical High School** operates an airport laboratory.

## Goals, Strategic Priorities and Related City Outcomes

Goals / Strategic Priorities	Timeframe	Related City Outcome
1. Enhance the Airport and Department's image by providing a safe and secure and efficient operation for the flying public as a premier gateway to Metropolitan Detroit.	July 2023 – December 2029	Efficient & Innovative Operations

## Budget By Service

Services	FY 2026 Adopted	FY 2026 Adopted FTE
Administration	\$2,419,519	5.0
Maintenance	\$2,037,901	7.0
<b>Total:</b>	<b>\$4,457,420</b>	<b>12.0</b>

## Metrics and Data

Metrics	Data	Related Goal #
Number of safety concerns involving the airport and its impact on the National Airspace System (NAS)	On average reports 1000+ airport condition NOTAMS to include outages incidents and inclement weather conditions	1
Number of times grass cutting and tree trimming is performed to ensure compliance with all FAA rules and regulations pertaining to Navigational Aid operations and wildlife mitigation as well as airfield appearance	115 times per year and/or as needed	1
Number of facility repairs made to keep them in good working order consistent with City, State and Federal rules and regulations	Completed 375 maintenance actions in FY23	1
Number of operations conducted in line with the snow removal plan	Average 50 per year	1
Number of daily Runway Safety Area (RSA) inspections consistent with annual FAA Runway Safety Area Team findings and recommendations	Minimum 730 per year	1

## Departmental Financial Information

	General Fund	Non-General Funds	Capital Fund	Blight Fund	Total Funds
Revenues	\$ -	\$ 4,457,420	\$ -	\$ -	\$ 4,457,420
Appropriations	\$ -	\$ 4,457,420	\$ -	\$ -	\$ 4,457,420
<b>Net Tax Cost</b>	<b>\$ -</b>	<b>\$ -</b>	<b>\$ -</b>	<b>\$ -</b>	<b>\$ -</b>

<b>Positions (by FTE)</b>	<b>-</b>	<b>12.00</b>	<b>-</b>	<b>-</b>	<b>12.00</b>
---------------------------	----------	--------------	----------	----------	--------------

**City of Detroit**  
Fiscal 2025-2026 Budget

**Department 10 - Airport Department**  
**Non-General Funds Budget**

<b>Appropriation Cost Center</b>	<b>Full-Time Equivalent</b>	<b>Budgeted Amount</b>
<b>27100 - City Airport Operations</b>	<b>12.00</b>	<b>\$ 4,457,420</b>
100010 - Airport Administration	5.00	\$ 2,419,519
100020 - Airport Maintenance	7.00	\$ 2,037,901
<b>Non-General Fund Total</b>	<b>12.00</b>	<b>\$ 4,457,420</b>

# Department 13: Buildings, Safety, Engineering, & Environmental Department

## Mission

The Buildings, Safety, Engineering, and Environmental Department provides for the safety, health, and welfare of the public as it pertains to buildings and their environs in an efficient, cost effective, user friendly and professional manner. BSEED enforces construction, property maintenance, environmental compliance, and zoning codes, which preserves and enhances property values and promotes a quality of life to make Detroit a preferred place to reside and conduct business. BSEED also operates as the City's Environmental Affairs Department.

## Operating Programs

- **Administration** is responsible for identifying and allocating resources to properly manage, plan, provide program development, customer relations, strategic planning, and implementation of policies. Key processes include records of construction archives, plans and permits for structures within the city, managing the schedule of various boards and commissions, including the Construction Board of Appeals, the Board of Rules and the Wrecking Board.
- **Construction Inspection Division** protects and promotes public health, safety and welfare in new construction development and renovated existing structures by verifying compliance with applicable codes and taking appropriate enforcement action when necessary (State of Michigan Construction Codes; State Public Act 407 of 2016). Enforcement may include misdemeanor violations, show cause, and stop work orders. There are 6 Teams:
  - **Buildings** inspects construction activities to ensure that structures comply with approved plans, building codes and standards, and permit fire alarm systems, generator function and other life safety systems. This team performs inspections for wrecking, signs, awnings, tents, and temporary use, issue Certificates of Occupancy and coordinate Board of Wrecking Examiners.
  - **Mechanical** inspects heating and cooling appliances; refrigeration installations related to air conditioning, process or storage; gas piping; and fire suppression systems for compliance with approved plans and State Codes. They approve Licenses to operate mechanical equipment.
  - **Electrical** inspects new construction, alterations, and renovations of electrical, signaling and fire alarm systems. They issue electrical contractor, journey worker, master electrician, fire alarm technician and sign specialist licenses, and coordinate the Board of Electrical Examiners.
  - **Boiler** inspects all large capacity boilers and monitors compliance with “post-of-duty” safety requirements. This team enforces City and National



Board Inspection Codes. The License Examiner conducts examinations for steam and refrigeration occupational licenses.

- **Elevator** conducts inspections for all elevators, escalators, moving walks and chair-lift installations, also for National ASME Code A17.1 compliance. This team also administers examinations and issues licensing for Elevator Journey workers in Detroit.
- **Plumbing** conducts inspections of new construction, alterations, and renovations of plumbing systems to ensure they meet approved plans and Code. They register plumbing contractors and water treatment operators. Plumbing cross-connection inspections identify water systems in need of protection from contaminants, per the State Safe Drinking Water Act.
- **Dangerous Buildings Division** enforces ordinance (8-16) and State Law requiring certain actions to remedy dangerous structures. Demolition activities have been reassigned to the Demolition Department; the division continues to inspect the work. This includes response to dangerous building complaints; property ownership identification and notification; filing documents of record; presentation at “show cause” and City Council hearings; deferral and rescission request processing. It also includes Fire Insurance Escrow, wrecking and Fire Run inspections.
- **Development Resource Center (DRC)** acts as an information resource center for development projects under City Charter (Sec. 7-405, “One-Stop Service”); building application intake; mapping the development process; weather conceptual, new construction, rehabilitation and alterations; Green Storm Water; activating vacant lots for land-based ventures; or tactically preserving existing structures. This includes **Welcome Resource Center/Intake Center (WRC)** allowing customers to create accounts, upload plans and applications for review; **Electronic Plan Review (ePLANS)** for submittal of construction or site plans, through the **Plan Review Division** which ensures that developments or building projects comply with City Ordinances and Codes. Plan review verifies compliance to Zoning Ordinance, Michigan Building Code, Michigan Residential Code, Michigan Rehabilitation Code, Michigan Electrical Code, Michigan Mechanical Code, Michigan Plumbing Code, International Fuel Gas Code, City Elevator Code and Boiler Code. The division coordinates with various Agencies, and approves Building Permits, Demolition Permits, Sign Permits, Awning Permits, and Temporary Use Permits.
- **Environmental Affairs (EA)** coordinates with other governments and the community to protect Detroit’s natural resources. The City Charter requires EA to coordinate environmental protection policies, so they review and approve Environmental Site Assessment reports for all properties being acquired, Brownfields Redevelopment and Revitalization efforts under the Michigan Natural Resources and Environmental Protection Act (PA451 of 1994), funding for cleanup of contaminated sites; and enforcement of Chapter 42 (Solid Waste, and Illegal Dumping) and Chapter 8 (Property Maintenance) through Environmental

Enforcement. This unit develops and monitors Host Community Agreements (HCA) per the Wayne County Solid Waste Management Plan.

- **Licenses and Permitting Division** includes the **Business License unit**, which educates and enforces compliance of City Codes for regulated Detroit businesses, and the **Permits unit** which assists contractors and homeowners to obtain the necessary permits for businesses or homes. When a customer is purchasing property, this unit provides the application necessary to schedule an inspection. This division assists businesses to achieve compliance and issues misdemeanor violations to non-compliant business operators. It coordinates Show Cause Hearings to determine if a license should be denied, suspended, or revoked in accordance with city code; and assures Special Events operate as indicated.
- **One-Stop Virtual Permitting** consolidates development-related reviews, approvals, and permit issuance in one location and provides a Permitting Wizard to navigate through the required Zoning, Permitting, Fees, and Licensing.
- **Property Maintenance Division (PMD)** inspects rental residential and commercial structures to encourage neighborhood stabilization by addressing blight, safety and welfare. It corrects noncompliant properties, and if tenant relocation is necessary (re: no heat, water or electricity), PMD works to find temporary living arrangements. This includes Residential Inspections, Pre-sale Inspection, Commercial Inspections, Issuance of violations and enforcement at 36<sup>th</sup> District Court and the Department of Appeals and Hearings and Compliance Agreements.
- **Zoning Division** is the designated Zoning Administrator for the City (per City Charter Sec.7-401), coordinating all applications for permits, grants, variances, waivers or exceptions. This includes providing zoning assistance, interpretation and verification; facilitating zoning review prior to the establishment of new uses; performing Site Plan reviews; processing zoning variances for the Board of Zoning Appeals and special land use hearings for conditional, controlled and regulated land uses. This Division conducts Hearings for Medical Marihuana and works on zoning ordinance revisions.

## Goals, Strategic Priorities and Related City Outcomes

Goals / Strategic Priorities	Timeframe	Related City Outcome
1. Ensure structures in the city meet or exceed minimum standards by enforcing compliance with construction and zoning codes and related Federal, State, or local laws	July 2024 – June 2026	Safer Neighborhoods
2. Assist in the reduction of blighted, vacant, or dangerous structures	July 2024 – June 2026	Economic Equity & Opportunity
3. Improve the stability and safety of neighborhoods by enforcing the property maintenance and zoning codes, Special Land Use conditions, and other ordinances	July 2024 – June 2026	Safer Neighborhoods
4. Improve responsiveness and efficiency to assist developers, customers, and the community	July 2024 – June 2026	Safer Neighborhoods
5. Foster legislative and regulatory initiatives that help the city meet its environmental objectives	July 2024 – June 2026	Economic Equity & Opportunity
6. Enforce compliance of local businesses with Federal, State, and local laws, to promote a healthy local economy	July 2024 – June 2026	Vibrant & Beautiful City
7. Manage the department in a cost-effective and responsible manner	July 2024 – June 2026	Efficient & Innovative Operations

## Budget by Service

Services	FY 2026 Adopted	FY 2026 Adopted FTE
Administration & Overhead	\$8,451,179	19.0
Business licenses	\$787,833	11.0
Construction Inspections	\$11,796,874	111.0
Dangerous Buildings Office	\$1,914,195	23.0
Environmental Affairs	\$856,583	10.0
Environmental Enforcement	\$2,817,280	40.0
Permits	\$538,030	6.0
Plan Review	\$2,412,168	23.0
Property Maintenance Bureau	\$10,629,030	113.0
Zoning Review	\$656,730	7.0
<b>Total:</b>	<b>\$40,859,902</b>	<b>363.0</b>

## Metrics and Data

Metrics	Data	Related Goal #
Employee Engagement Survey Completed by employees > 65%	90%	7
% of Business License Issued <3days of approval	90%	6
Investigations completed as a % of complaints received	100%	1
Number of Brownfield Redevelopment Authority (DBRA) Applications Certified < 10 days	100%	2
% of Response to Improve Detroit Complaint < 10 days	100%	5
% of Certificate of Occupancy requests responded to within 72 hours of request > 90%	95%	5
% of 1st round Plans Reviewed < 20days	90%	4
% of 2nd Round Plans Reviewed < 20days	90%	1
Decision Letters issued < 30 days	90%	3

## Operating Budget Highlights

Initiative	FY 2026 Adopted	FY 2026 Adopted FTE
Fugitive Dust Ordinance Enforcement (General Fund)	\$192,080	2.0
Standardized Permitting Process Development (Construction Code Fund)	\$200,000	-
Code Enforcement Inspector Expansion (Construction Code Fund)	\$220,000	3.0

## Departmental Financial Information

	General Fund	Non-General Funds	Capital Fund	Blight Fund	Total Funds
Revenues	\$ 2,713,000	\$ 36,998,206	\$ -	\$ -	\$ 39,711,206
Appropriations	\$ 4,461,696	\$ 36,398,206	\$ -	\$ -	\$ 40,859,902
<b>Net Tax Cost</b>	<b>\$ 1,748,696</b>	<b>\$ (600,000)</b>	<b>\$ -</b>	<b>\$ -</b>	<b>\$ 1,148,696</b>

<b>Positions (by FTE)</b>	<b>61.00</b>	<b>302.00</b>	<b>-</b>	<b>-</b>	<b>363.00</b>
---------------------------	--------------	---------------	----------	----------	---------------

City of Detroit  
Fiscal 2025-2026 Budget

Department 13 - Buildings, Safety, Engineering, & Environmental Department  
General Fund Budget

Appropriation Cost Center	Full-Time Equivalent	Budgeted Amount
<b>26130 - BSEED Environmental Protection</b>	<b>50.00</b>	<b>\$ 3,673,863</b>
130370 - Environmental Affairs	10.00	\$ 856,583
130372 - Environmental Enforcement	40.00	\$ 2,817,280
<b>27130 - BSEED - Business License Center</b>	<b>11.00</b>	<b>\$ 787,833</b>
130365 - Business License Center	11.00	\$ 787,833
<b>General Fund Total</b>	<b>61.00</b>	<b>\$ 4,461,696</b>

**City of Detroit**  
Fiscal 2025-2026 Budget

**Department 13 - Buildings, Safety, Engineering, & Environmental Department**  
**Non-General Funds Budget**

<b>Appropriation Cost Center</b>	<b>Full-Time Equivalent</b>	<b>Budgeted Amount</b>
<b>25130 - BSEED Safe Buildings</b>	<b>154.00</b>	<b>\$ 14,440,311</b>
130320 - Property Maintenance Enforcement	113.00	\$ 10,629,030
130321 - Dangerous Building Administration	23.00	\$ 1,914,195
130345 - BSEED Housing Inspections	18.00	\$ 1,897,086
<b>27131 - BSEED Development Support</b>	<b>129.00</b>	<b>\$ 13,506,716</b>
130340 - BSEED Mechanical	62.00	\$ 6,552,818
130346 - BSEED Buildings	31.00	\$ 3,346,970
130347 - BSEED Zoning	7.00	\$ 656,730
130375 - BSEED Permits	6.00	\$ 538,030
130376 - Plan Review	15.00	\$ 1,791,227
130377 - Development Resource Center - One Stop Shop Plan Review	8.00	\$ 620,941
<b>29130 - BSEED - Administration</b>	<b>19.00</b>	<b>\$ 8,451,179</b>
130310 - BSEED Administration	19.00	\$ 8,451,179
<b>Non-General Fund Total</b>	<b>302.00</b>	<b>\$ 36,398,206</b>

# Department 16: Construction & Demolition Department

## Mission

The Detroit Construction & Demolition Department (CDD) works with City Administration, City Council, fellow City departments and agencies, residents, and other key stakeholders to promote the health, safety, and quality of life of Detroit residents through the elimination or stabilization of blighted structures. The team:

- Identifies and strategically prioritizes demolition and stabilization targets;
- Selects contractors to perform services on behalf of the City;
- Oversees all necessary due diligence, including the survey and inspection of sites for hazardous or regulated materials;
- Oversees demolition activities, including the abatement of hazardous and regulated materials and backfill and grading of properties;
- Oversees stabilization services, including the removal and disposal of debris on publicly-owned properties with the potential for rehabilitation;
- Performs the board-up and securing of vacant and open residential structures.

Effective FY 2023-2024, the Department also manages and maintains City facilities and manages capital improvements to City facilities. The team:

- Establishes and executes regular maintenance activities;
- Promptly responds to necessary repairs;
- Oversees contractors who perform maintenance and repairs;
- Identifies and plans for significant or substantial improvements to City facilities;
- Oversees contractors who renovate, rehabilitate, improve, or construct City facilities

## Operating Programs and Services

- **Administration Division** sets policy and protocols for the Department, works with the OCFO to prepare the budget, allocates resources for the Department, and works with the different divisions to efficiently execute the Department's goals and objectives.
- **Environmental Due Diligence Division** oversees environmental due diligence for the Demolition Program and (as needed) capital projects. The team will work with state and local departments, agencies, and stakeholders to identify and conduct environmental due diligence prior to and during abatement and construction or demolition.
- **Compliance Division** monitors and inspects the work of City contractors to ensure compliance with the Scope of Services, reviews data and documentation provided by City contractors to ensure compliance with the Department's policies and protocols, and administers the Department's disciplinary program.
- **Capital Management Division** works with City administration, City Council, fellow City departments and agencies, residents, and other key stakeholders to identify and plan for substantial or significant improvements to City facilities. The team also oversees the contractors who renovate, rehabilitate, improve, or construct City facilities.



- **Facilities Management Division** establishes and executes regular maintenance activities at City facilities and promptly responds to needed repairs. The team also oversees contractors who perform maintenance and repair services at City facilities.
- **Emergency Demolition Program** manages the emergency demolition of severely dilapidated structures. The team will work with relevant departments, agencies, and stakeholders to efficiently eliminate imminent threats to public health and safety.
- **Proposal N Bond Demolition Program** manages the pre-demolition due diligence, abatement, and demolition of blighted residential structures.
- **Proposal N Bond Stabilization Program** manages the stabilization of publicly owned residential structures with the potential for rehabilitation.
- **ARPA Demolition Program** manages the pre-demolition due diligence, abatement, and demolition of blighted commercial structures.

## Goals, Strategic Priorities and Related City Outcomes

Goals / Strategic Priorities	Timeframe	Related City Outcome
1. Bring City facilities to a state of good repair	July 2025 – June 2026	Efficient & Innovative Operations
2. Board up 200 structures per month on average	July 2025 – June 2026	Safer Neighborhoods
3. Demolish 30 structures per month on average	July 2025 – June 2026	Safer Neighborhoods
4. Coordinate with all relevant City departments and agencies to create the most efficient strategy for and identification of demolition targets	July 2025 – June 2026	Safer Neighborhoods

## Budget By Service

Services	FY 2026 Adopted	FY 2026 Adopted FTE
Administration & Overhead	\$1,042,054	20.0
Commercial Demolition	-	9.0
Facilities Management	\$14,471,358	59.0
Residential Demolition	\$16,034,001	15.0
Vacant Building Conservation	\$1,953,614	43.0
<b>Total:</b>	<b>\$33,501,027</b>	<b>146.0</b>

## Metrics and Data

Metrics	Data	Related Goal #
Approved invoice amount for non-personnel operating expenses	Supervisor Approval Date	1
Number of commercial structures demolished	Knock Date	3
Percentage of tasks assigned within 3 business days of identification	Assigned Date	1
Number of residential structures demolished	Knock Date	3
Number of residential structures secured	Completed Date	2

## Operating Budget Highlights

Initiative	FY 2026 Adopted	FY 2026 Adopted FTE
DDOT Facilities Management	\$3,669,621	9.0

## Departmental Financial Information

	General Fund	Non-General Funds	Capital Fund	Blight Fund	Total Funds
Revenues	\$ 1,838,852	\$ -	\$ -	\$ 51,000	\$ 1,889,852
Appropriations	\$ 14,471,358	\$ -	\$ -	\$ 19,029,669	\$ 33,501,027
<b>Net Tax Cost</b>	<b>\$ 12,632,506</b>	<b>\$ -</b>	<b>\$ -</b>	<b>\$ 18,978,669</b>	<b>\$ 31,611,175</b>

<b>Positions (by FTE)</b>	<b>59.00</b>	<b>63.00</b>	<b>-</b>	<b>24.00</b>	<b>146.00</b>
---------------------------	--------------	--------------	----------	--------------	---------------

**City of Detroit**  
Fiscal 2025-2026 Budget

**Department 16 - Construction & Demolition Department**  
**General Fund Budget**

<b>Appropriation Cost Center</b>	<b>Full-Time Equivalent</b>	<b>Budgeted Amount</b>
<b>29160 - CDD Shared Services</b>	<b>59.00</b>	<b>\$ 14,471,358</b>
160070 - Construction & Facilities Management	50.00	\$ 10,801,737
160080 - DDoT Facilities Management	9.00	\$ 3,669,621
<b>General Fund Total</b>	<b>59.00</b>	<b>\$ 14,471,358</b>

**City of Detroit**  
Fiscal 2025-2026 Budget

**Department 16 - Construction & Demolition Department**  
**Non-General Funds Budget**

<b>Appropriation Cost Center</b>	<b>Full-Time Equivalent</b>	<b>Budgeted Amount</b>
<b>21004 - 2023-Neighborhood Improvement Bonds</b>	<b>63.00</b>	<b>\$ -</b>
160010 - Construction & Demolition Administration	13.00	\$ -
160040 - Demolition Environmental	10.00	\$ -
160050 - Demolition Compliance	40.00	\$ -
<b>Non-General Fund Total</b>	<b>63.00</b>	<b>\$ -</b>

**City of Detroit**  
Fiscal 2025-2026 Budget

**Department 16 - Construction & Demolition Department**  
**Blight Fund Budget**

<b>Appropriation Cost Center</b>	<b>Full-Time Equivalent</b>	<b>Budgeted Amount</b>
<b>21200 - Detroit Demolition</b>	<b>24.00</b>	<b>\$ 19,029,669</b>
160010 - Construction & Demolition Administration	3.00	\$ 855,054
160020 - Residential Demolition	-	\$ 16,378,009
160040 - Demolition Environmental	2.00	\$ 268,929
160050 - Demolition Compliance	19.00	\$ 1,527,677
<b>Blight Fund Total</b>	<b>24.00</b>	<b>\$ 19,029,669</b>

## Department 18: Debt Service & Legacy Pension

### Mission

Overseen by the Office of the Chief Financial Officer, the Debt Service & Legacy Pension section includes revenues and expenditures to support certain long-term obligations of the City of Detroit, including bonded debt and the unfunded actuarial accrued liability for pension benefits earned prior to July 1, 2014, which were modified, closed, and frozen per the bankruptcy Plan of Adjustment (the “legacy pension”). The legacy pension obligations are also referred to as “Component II” of the General Retirement System and the Police and Fire Retirement System. Funding for the employer contributions to the hybrid pension plans (“Component I”) for current active employees appears in their respective departments’ budgets in Employee Benefits.

Bonded debt includes both unlimited tax general obligation (UTGO) and limited tax general obligation (LTGO) bonds. UTGO bonds are authorized by the voters and repaid from the City’s debt millage. They support capital improvement projects throughout Detroit. LTGO bonds are primarily repaid from the City’s General Fund revenues. They supported settlements with creditors and reinvestment projects after the City’s bankruptcy. Debt service paid from special revenue and enterprise funds appears in their respective departments’ budgets, including the Departments of Public Works, Transportation, Housing and Revitalization, and Water and Sewerage.

In FY 2026, the City will continue making actuarially determined annual required contributions for its legacy pension obligations. Per the Plan of Adjustment, the 30-year amortization period began in FY 2024. Since last year, the City has revised the amortization method to be 30-year closed level principal instead of level dollar, which is why the amount has increased \$21 million compared to the FY 2024 Adopted Budget. The FY 2026 General Fund budget includes \$169.9 million for this purpose, with \$75.2 million supported by the Retiree Protection Fund (RPF), a trust fund established and funded by the City to ensure budget stability as annual legacy pension payments resume. The RPF strategy has always been two-fold: (1) Build a pension funding resource to gradually draw down every year beginning in FY 2024, and (2) Gradually build room in the recurring City budget for annual pension contributions before FY 2024 begins. In addition to the RPF resource, the City receives \$18.7 million annually from the Foundation for Detroit’s Future and the Detroit Institute of Arts toward legacy pension obligations. This funding was part of the “Grand Bargain” during the City’s bankruptcy, and it continues through FY 2034.

## Budget Highlights

Initiative	FY 2026 Adopted	FY 2026 Adopted FTE
Legacy Pension Payments with Level Principal Amortization	\$172,600,000	-
Debt Service – Installment Purchase Agreement for Vehicles	\$6,501,940	-
Supplemental Payments to GRS and PFRS Retirees (One-Time)	\$10,000,000	-

## Departmental Financial Information

	General Fund	Non-General Funds	Capital Fund	Blight Fund	Total Funds
Revenues	\$ 91,100,000	\$ 59,940,152	\$ -	\$ -	\$ 151,040,152
Appropriations	\$ 254,632,457	\$ 59,940,152	\$ -	\$ -	\$ 314,572,609
Net Tax Cost	\$ 163,532,457	\$ -	\$ -	\$ -	\$ 163,532,457

Positions (by FTE)	-	-	-	-	-
--------------------	---	---	---	---	---



**City of Detroit**  
Fiscal 2025-2026 Budget

**Department 18 - Debt Service & Legacy Pension  
General Fund Budget**

<b>Appropriation Cost Center</b>	<b>Full-Time Equivalent</b>	<b>Budgeted Amount</b>
<b>29181 - Legacy Pension Obligations</b>	-	<b>\$ 182,600,000</b>
180120 - Legacy Pension-DIA/FD	-	\$ 18,675,000
180130 - Legacy Pension	-	\$ 153,925,000
180135 - Legacy Pension - Discretionary	-	\$ 10,000,000
<b>29353 - Debt Repayment</b>	-	<b>\$ 72,032,457</b>
180070 - B Note Debt Service	-	\$ 15,690,186
180080 - DSA Debt Service	-	\$ 49,173,235
180090 - JLA Debt Service	-	\$ 667,096
180110 - IPA Debt Service	-	\$ 6,501,940
<b>General Fund Total</b>	-	<b>\$ 254,632,457</b>

**City of Detroit**  
Fiscal 2024-2025 Budget

**Department 18 - Debt Service & Legacy Pension**  
**Non-General Funds Budget**

<b>Appropriation Cost Center</b>	<b>Full-Time Equivalent</b>	<b>Budgeted Amount</b>
<b>29180 - Debt Service - General Bond Redemption</b>	-	\$ 59,940,152
180010 - General Bond Redemption	-	\$ 59,940,152
<b>Non-General Fund Total</b>	-	\$ 59,940,152

# Department 19:

## Department of Public Works

### Mission

The Department of Public Works (DPW) provides excellence in the delivery of essential environmental and infrastructure services, thereby ensuring a safe and clean environment in a cost-effective manner.

### Operating Programs and Services

- **Administrative Division** provides overall management and efficiencies. It houses the Street Administrator, who oversees all street-funded DPW operations including Traffic Engineering and Street Maintenance Divisions and the majority of City Engineering. It accounts for State Gas and Weight Tax revenue and for State and Federal grants on a project basis.
- **Street Maintenance Division** serves 673 miles of major streets and 1,875 miles of local streets, 29 bridges, and 807 traffic signals with maintenance, including the repair of potholes, snow removal, residential street resurfacing, installation of residential speed humps, maintaining public areas underneath viaducts, and the physical facilitation of street closures. This activity provides for the management, construction, and maintenance of streets, bridges, traffic signals, traffic control signs, pavement markings, and non-motorized improvements.
- **City Engineering Division** designs, surveys, engineers and inspects roads and bridge improvements on the public right-of-way. This division manages all major road and bridge construction projects, including paving and streetscape enhancement projects. Plan and petition review services on behalf of planned construction projects ensure compliance with State and City construction standards.
- **Traffic Engineering Division** installs and maintains traffic control devices, pavement markings and street layouts to make the street system safe and fit for public use. It ensures safe, expeditious traffic flow through traffic control devices, signals, parking control devices, geometric improvements and pavement markings.
- **The Traffic Sign Shop** fabricates, repairs, and maintains traffic control and street name signs. Activities include evaluating and planning requests for changes in the street system and interfacing with external agencies such as the Federal Highway Administration, Michigan Department of Transportation and Wayne County Road Commission to coordinate highway planning.
- **Public Act 48**, the Metropolitan Extension Telecommunication Rights-of-Way Oversight Act (METRO), is designed to accelerate the deployment of high-speed broadband internet connections throughout the State. The State assesses fees on telecommunication providers that use the public rights-of-way. Revenues collected can be appropriated and used for rights-of-way related purposes.

- **Solid Waste Division** provides for collection and disposal of waste generated by residential homes and commercial establishments, engaging accepted industry standards to collect, process and dispose of refuse, yard waste and recyclable material. Services include scheduled weekly and bi-weekly collections of refuse, bulk, yard waste and recyclables performed by contractual waste haulers; disposal or processing activities for each; annual inspections of commercial businesses; commercial refuse collection; and residential street sweeping. Solid Waste enforcement activities are performed by the Building, Safety Engineering and Environmental Department in coordination.
- **Greater Detroit Resource Recovery Authority** is a public body corporate created under Michigan Public Act 179 (1947). The GDRRA Board of Directors was established in 1984 to provide efficient, environmentally responsible waste disposal service to the residential, commercial, industrial sectors of Detroit as part of a total post-collection system including transportation, recycling, and disposal.

## Goals, Strategic Priorities and Related City Outcomes

Goals / Strategic Priorities	Timeframe	Related City Outcome
1. Provide municipal solid waste management in an efficient and environmentally responsible manner	July 2025 – June 2029	Vibrant & Beautiful City
2. Provide high quality, cost-effective maintenance of City assets in our public rights-of-way	July 2025 – June 2029	Vibrant & Beautiful City
3. Provide cost-effective and timely design and construction engineering services to our customers	July 2025 – June 2029	Safer Neighborhoods
4. Provide quality, cost effective and timely services in the city's right-of-way for safe and expeditious traffic flow	July 2025 – June 2029	Safer Neighborhoods

## Budget By Service

Services	FY 2026 Adopted	FY 2026 Adopted FTE
Administration & Overhead	\$10,103,846	11.0
Engineering & Planning	\$14,030,823	136.0
Inspections & Permitting	\$2,004,889	21.0
Metro Fund Sidewalk Repairs	\$3,173,441	-
Snow & Ice Removal	\$6,010,724	-
Solid Waste & Refuse Collection	\$56,188,391	135.5
Street Repair, Resurfacing, & Reconstruction	\$57,532,119	173.75
Traffic Signals, Signs, & Control Devices	\$8,173,663	41.0
Waste Disposal (Greater Detroit Resource Recovery Authority)	\$15,143,017	4.0
<b>Total:</b>	<b>\$172,360,913</b>	<b>522.25</b>

## Metrics and Data

Metrics	Data	Related Goal #
# of right-of-way permits issued annually	To be collected	2
# of miles resurfaced annually (residential and local streets)	To be collected	2
# of miles resurfaced annually (major roads)	To be collected	2
# of sidewalk flags replaced annually	To be collected	2
# of residential households serviced weekly for solid waste collection	To be collected	1
Total annual tons of waste disposed	To be collected	1
# of residential households participating in recycling collection	To be collected	1
# of annual illegal dumping sites cleared	To be collected	1
# of asphalt speed humps and rubber speed cushions installed annually	To be collected	4
# of total signals and intersections	To be collected	4
# of traffic signal cameras	To be collected	4

## Operating Budget Highlights

Initiative	FY26 Adopted	FY26 Adopted FTE
Increasing Number of Construction Inspectors	\$326,063	4.75

## Departmental Financial Information

	General Fund	Non-General Funds	Capital Fund	Blight Fund	Total Funds
Revenues	\$ 5,026,355	\$ 190,472,028	\$ -	\$ -	\$ 195,498,383
Appropriations	\$ 3,457,058	\$ 168,903,855	\$ -	\$ -	\$ 172,360,913
<b>Net Tax Cost</b>	<b>\$ (1,569,297)</b>	<b>\$ (21,568,173)</b>	<b>\$ -</b>	<b>\$ -</b>	<b>\$ (23,137,470)</b>

<b>Positions (by FTE)</b>	<b>30.00</b>	<b>492.25</b>	<b>-</b>	<b>-</b>	<b>522.25</b>
---------------------------	--------------	---------------	----------	----------	---------------

**City of Detroit**  
Fiscal 2025-2026 Budget

**Department 19 - Department of Public Works**  
**General Fund Budget**

<b>Appropriation Cost Center</b>	<b>Full-Time Equivalent</b>	<b>Budgeted Amount</b>
<b>27190 - Development Support - Street Design</b>	<b>21.00</b>	<b>\$ 2,004,889</b>
191701 - General Inspection	21.00	\$ 2,004,889
<b>29190 - DPW Administration</b>	<b>9.00</b>	<b>\$ 1,452,169</b>
190100 - Public Works Administration	9.00	\$ 1,452,169
<b>General Fund Total</b>	<b>30.00</b>	<b>\$ 3,457,058</b>

**City of Detroit**  
Fiscal 2025-2026 Budget

**Department 19 - Department of Public Works**  
**Non-General Funds Budget**

<b>Appropriation Cost Center</b>	<b>Full-Time Equivalent</b>	<b>Budgeted Amount</b>
<b>04189 - Major Street Fund Capital</b>	-	\$ 22,742,236
193850 - Street Fund Capital	-	\$ 22,742,236
<b>20453 - DPW Major Street Improvement Bond 2017</b>	-	\$ 13,550,630
193337 - Major Street Bond Capital Projects	-	\$ 13,550,630
<b>21295 - Smart Detroit Modes Federal Grant</b>	<b>1.00</b>	<b>\$ -</b>
191111 - DPW Grants	1.00	\$ -
<b>25190 - Streets &amp; Rights of Way Management</b>	<b>351.75</b>	<b>\$ 58,106,140</b>
191111 - DPW Grants	-	\$ 937,500
193822 - DPW Street Maintenance	174.75	\$ 27,425,327
193825 - Transportation Planning	36.00	\$ 8,303,006
193826 - Transportation-Signs & Markings	41.00	\$ 3,739,454
193830 - City Engineers	100.00	\$ 9,224,526
193840 - Admin. Charges	-	\$ 8,476,327
<b>26190 - Solid Waste Collection</b>	<b>135.50</b>	<b>\$ 56,188,391</b>
190410 - Solid Waste Management	135.50	\$ 56,188,391
<b>26192 - Solid Waste Disposal Costs</b>	<b>4.00</b>	<b>\$ 15,143,017</b>
190422 - Greater Detroit Resource Recovery Authority (GDRRA)	4.00	\$ 15,143,017
<b>27191 - Telecommunications on Rights of Way</b>	-	<b>\$ 3,173,441</b>
194000 - Public Act 48 of 2002	-	\$ 3,173,441
<b>Non-General Fund Total</b>	<b>492.25</b>	<b>\$ 168,903,855</b>



# Department 20:

## Department of Transportation

### Mission

The Detroit Department of Transportation (DDoT) provides public transit services that are reliable, clean, customer-focused, safe, and secure. Fixed route bus service throughout the City of Detroit, and to parts of neighboring communities, helps to ensure that Detroiters, employees, and visitors can safely and reliably travel and make connections to the larger region. Complementary ADA paratransit services are provided for the elderly and people with disabilities through DDoT Paratransit.

DDoT is the largest public transit provider in Michigan and prides itself on providing reliable, clean, safe, and efficient service to thousands of riders daily. For routes and fare information, visit [ridedetroittransit.com](http://ridedetroittransit.com). DDoT's Administrative Office is at 100 Mack Ave. Two bus operating facilities, Shoemaker, and Gilbert, serve as bus terminals for transit operations and bus maintenance repair work. A third facility, Coolidge, is being fully reconstructed with a planned opening in early 2026. DDoT also maintains daily operation of two transit center facilities providing climate-controlled facilities for passengers to wait and purchase passes: Rosa Parks Transit Center in Downtown Detroit and the Jason Hargrove Transit Center that opened in 2024 at the former State Fairgrounds.

### Operating Programs and Services

- **Fixed Route Bus Services** is the primary mode of public transportation for residents and visitors in the City of Detroit. Comprised of 37 routes with fixed stop locations and scheduled time points on large buses covering all corners of the City. The busiest routes arrive more frequently and operate 24 hours per day, seven days per week.
- **Paratransit (“ADA”)** service is complementary to the fixed route system for all residents and visitors meeting the eligibility requirements of the Americans with Disabilities Act (ADA). This service operates in smaller vehicles, must be requested by the eligible rider, and can go directly to homes, businesses and locations to provide a closer connection for those who require it.
- **Planning** manages service network planning and any associated staffing, technology, facility, fleet, and other infrastructure needed to support City transportation goals.
- **Administration** oversees strategic planning for future operations; provides inventory, personnel, security, and management information; and maintains compliance with Federal and State guidelines and regulations.
- **Vehicle Maintenance** provides safe, clean, reliable buses, and support vehicles for use in daily public service.
- **Customer service** provides exemplary customer service, ensuring seamless transit experiences through proactive communication, efficiency, and a commitment to meeting the needs of our community.

- **Safety** is committed to delivering reliable, focused, and safe public transit services by building and growing a safety culture at DDOT consistent with national transit best practices and the Department's Transit Agency Safety Plan.

## Goals, Strategic Priorities and Related City Outcomes

Goals / Strategic Priorities	Timeframe	Related City Outcome
1. Maintain safe conditions for operators and riders while on the road	July 2025 – July 2026	Efficient & Innovative Operations
2. Deliver predictable, reliable, and customer-focused transit service every day to maintain and increase ridership	July 2025 – July 2026	Efficient & Innovative Operations
3. Enhance maintenance	July 2025 – July 2026	Efficient & Innovative Operations
4. Provide quality service that is customer focused	July 2025 – July 2026	Efficient & Innovative Operations
5. Continue recruitment efforts focused on retaining 650 operators and foster a workplace environment that promotes teamwork and collaboration	July 2025 – July 2026	Efficient & Innovative Operations
6. Ensure efficient and effective delivery of transit service	July 2025 – July 2026	Efficient & Innovative Operations
7. Ensure reliable delivery of Paratransit service to the ADA community	July 2025 – July 2026	Efficient & Innovative Operations
8. Implement a fleet plan that incorporates low-to-no emission vehicles	July 2025 – July 2026	Vibrant & Beautiful City

## Budget By Service

Services	FY 2026 Adopted	FY 2026 Adopted FTE
Administration	\$20,945,084	22.0
Customer Service	\$878,273	15.0
Detroit Transportation Corporation (People Mover)	\$7,450,000	-
Fixed Route Bus Services <sup>1</sup>	\$89,028,093	789.0
Insurance	\$12,000,000	-
Maintenance	\$50,671,017	250.0
Paratransit	\$19,434,292	45.0
Planning	\$5,908,196	40.0
Safety	\$2,840,105	41.0
<b>Total:</b>	<b>\$209,155,060</b>	<b>1,202.0</b>

<sup>1</sup> Includes \$27,846,476 for legacy pension obligations and debt service.

## Metrics and Data

Metrics	Data	Related Goal #
Average On-Time Performance (Paratransit)	99% (Q3 and Q4 2024)	7
Average Pull Out (%)	97.5% (Q4 2025)	2
Average Revenue Service Vehicle Availability	189 vehicles	3
Customer Service Complaints	<10 complaints per 100,000 trips (January 2025)	4
Preventable Accident Rate	2.47 per 100k miles (October 2024)	1
Service Revenue Miles	9,131,629 miles	6
TEO Headcount	514 TEOs (November 2024)	5

## Operating Budget Highlights

Initiative	FY 2026 Adopted	FY 2026 Adopted FTE
Bus Shelters – Install and Expansion	\$289,967	4.0
Bus Wi-Fi	\$300,000	-
DDoT Service Enhancement	\$8,049,965	112.0
Paratransit Service Increase – Same-Day Service	\$2,463,536	-

## Departmental Financial Information

	General Fund	Non-General Funds	Capital Fund	Blight Fund	Total Funds
Revenues	\$ -	\$ 209,155,060	\$ -	\$ -	\$ 209,155,060
Appropriations	\$ -	\$ 209,155,060	\$ -	\$ -	\$ 209,155,060
<b>Net Tax Cost</b>	<b>\$ -</b>	<b>\$ -</b>	<b>\$ -</b>	<b>\$ -</b>	<b>\$ -</b>

<b>Positions (by FTE)</b>	<b>-</b>	<b>1,202.00</b>	<b>-</b>	<b>-</b>	<b>1,202.00</b>
---------------------------	----------	-----------------	----------	----------	-----------------

**City of Detroit**  
Fiscal 2025-2026 Budget

**Department 20 - Detroit Department of Transportation**  
**Non-General Funds Budget**

<b>Appropriation Cost Center</b>	<b>Full-Time Equivalent</b>	<b>Budgeted Amount</b>
<b>10330 - DDOT Capital Grants Federal State</b>	-	<b>\$ 17,000,000</b>
208259 - DDOT Preventive Maintenance	-	\$ 17,000,000
<b>20572 - DDOT SEMCOG Grant</b>	-	<b>\$ 384,000</b>
201111 - DDOT Grants	-	\$ 384,000
<b>21502 - FY26 MDOT Specialized Services Grant</b>	-	<b>\$ 117,330</b>
201111 - DDOT Grants	-	\$ 117,330
<b>27200 - Rider Services</b>	<b>1,084.00</b>	<b>\$ 122,966,072</b>
200080 - DDOT Grant Matching	-	\$ 650,000
200170 - DDOT Building Maintenance	-	\$ 11,371,827
200280 - DDOT Vehicle Maintenance	231.00	\$ 16,820,008
200290 - DDOT Materials Management	19.00	\$ 5,479,182
200300 - DDOT Vehicle Operation	789.00	\$ 62,528,093
200310 - DDOT ADA Transportation Services	45.00	\$ 18,666,962
200370 - DDOT Operations Support - DTC	-	\$ 7,450,000
<b>29200 - DDOT Administration</b>	<b>63.00</b>	<b>\$ 22,438,713</b>
200010 - DDOT Administration	15.00	\$ 4,953,303
200020 - DDOT Compliance	7.00	\$ 901,449
200090 - DDOT Finance	-	\$ 8,931,386
200230 - DDOT Safety Department	41.00	\$ 7,652,575
<b>29201 - DDOT Planning</b>	<b>55.00</b>	<b>\$ 6,402,469</b>
200011 - DDOT Strategic Planning Division	22.00	\$ 1,719,140
200030 - DDOT Marketing	8.00	\$ 1,294,888
200040 - DDOT Mobility Innovation	10.00	\$ 1,354,175
200070 - DDOT Management Information Services	-	\$ 1,127,023
200110 - DDOT Customer Programs & Communications	15.00	\$ 907,243
<b>29202 - DDOT - Claims Fund (Insurance Premium)</b>	-	<b>\$ 12,000,000</b>
200160 - DDOT Claims Fund	-	\$ 12,000,000
<b>29203 - DDOT Legacy Liabilities</b>	-	<b>\$ 27,846,476</b>
200010 - DDOT Administration	-	\$ 27,846,476
<b>Non-General Fund Total</b>	<b>1,202.00</b>	<b>\$ 209,155,060</b>

## Department 23: Office of the Chief Financial Officer

### Mission

The Office of the Chief Financial Officer (OCFO) is the City's centralized financial management operation, which is directed by State law to supervise all City financial and budget activities. The OCFO enables the City to make investments that improve quality of life for Detroiters by providing sound business advice and the financial infrastructure that ensures fiscal stability.

### Operating Programs and Services

- **CFO's Office** executes the CFO's vision and strategy to improve the OCFO's administrative functions and improve efficiency and effectiveness across government. The CFO's Office supervises and coordinates divisional operations and functions.
- **Office of the Assessor** locates, identifies, and values—at current market conditions—all real and tangible personal property in the city of Detroit for the purposes of levying the tax lawfully imposed and to warrant said levy to the Treasurer of the City of Detroit for collection.
- **Office of Budget** provides budget management, planning, and analysis services to advance the City's goals and ensure fiscal stability. It oversees the development of all aspects of the City's annual budget and four-year financial plan, including the Mayor's proposed budget, presentation and negotiation of the budget with the City Council, implementation of the budget after adoption, establishing and enforcing budgetary and position controls, and monitoring the budget to ensure continued fiscal balance.
- **Office of Contracting & Procurement** supports the strategic contracting and procurement of materials, equipment and services that are essential to providing governmental services. Services provided support the operations of the City departments with staff dedicated to providing efficient and responsive services, in full compliance with legal requirements, while upholding the highest ethical and professional standards.
- **Office of the Controller** establishes, maintains and enforces City accounting policies, practices, and procedures. The Office is responsible for ensuring the City meets financial reporting requirements and is accountable for financial system controls. This includes risk management, grant audit and compliance.
- **Office of Departmental Financial Services** serves as a strategic financial partner to City agencies and assures effective management and financial integrity of agency operations by developing, implementing and monitoring plans, policies and systems. Areas of focus include budget administration, program analysis/evaluation, finance, accounting, internal controls, financial systems, grants management, strategic



planning, and performance metrics.

- **Office of Development & Grants** identifies and acquires public and private resources that match City of Detroit priorities, as well as oversees, coordinates, and administers grants for the City of Detroit by establishing processes that support end-to-end grants management activities consistent with federal, state and local requirements, thereby, achieving the greatest use and accountability of grant dollars.
- **Office of the Treasury** effectively, timely and accurately collects and records all taxes, special assessments, fees, and other monies received; acts as the custodian of all funds and City assets; and disburses all funds as authorized. The Office also oversees revenue forecasting and economic analysis, issues and manages general fund debt obligations and provides and manages low-cost debt financing of large-scale, long-term capital projects and improvements. The Treasurer is responsible for investments.

## Goals, Strategic Priorities and Related City Outcomes

Goals / Strategic Priorities	Timeframe	Related City Outcome
1. Deliver efficient and effective financial management to improve the quality of life for Detroiters	July 2024 – June 2029	Efficient & Innovative Operations
2. Maximize revenue and protect against financial exposure	July 2024 – June 2029	Efficient & Innovative Operations
3. Improve communications, trust, and transparency with our stakeholders	July 2024 – June 2029	Efficient & Innovative Operations
4. Continuously improve and build high-performing, inquisitive, and innovative teams	July 2024 – June 2029	Efficient & Innovative Operations

## Budget By Service

Services	FY 2026 Adopted	FY 2026 Adopted FTE
Accounting and Internal Controls	\$7,004,632	58.0
Administration	\$1,604,686	9.0
Budget Planning and Management	\$2,855,862	20.0
Department Financial Services	\$14,494,548	127.0
Grants Management and Fund Development	\$4,318,108	31.0
Procurement Services	\$6,077,392	45.0
Property Assessment	\$10,129,022	78.0
Revenue Management	\$22,352,785	67.0
<b>Total:</b>	<b>\$68,837,035</b>	<b>435.0</b>

## Metrics and Data

Metrics	Data	Related Goal #
Annual Financial Audit Opinion	Unmodified Opinion for FY24	1
Annual General Fund Revenue Growth	7.3% for FY24 vs. FY23	2
Rainy Day Fund % of recurring General Fund budgeted expenditures	10.6% ending FY24 as a % of FY25 Adopted Budget	2
Bond Credit Rating	Baa2/BBB as of April 2025	3

## Operating Budget Highlights

Initiative	FY 2026 Adopted	FY 2026 Adopted FTE
Increased support for mailings associated with HOPE applications and Property Tax Reform Ordinance updates	\$350,000	-
Increased support for printing and mailing assessment notices	\$300,000	-
Increased administrative support for the Board of Review	\$231,000	3

## Departmental Financial Information

	General Fund	Non-General Funds	Capital Fund	Blight Fund	Total Funds
Revenues	\$ 4,742,326	\$ -	\$ -	\$ -	\$ 4,742,326
Appropriations	\$ 66,858,828	\$ -	\$ -	\$ 1,978,207	\$ 68,837,035
Net Tax Cost	\$ 62,116,502	\$ -	\$ -	\$ 1,978,207	\$ 64,094,709

Positions (by FTE)	417.00	-	-	18.00	435.00
--------------------	--------	---	---	-------	--------



**City of Detroit**  
Fiscal 2025-2026 Budget

**Department 23 - Office of the Chief Financial Officer**  
**General Fund Budget**

<b>Appropriation Cost Center</b>	<b>Full-Time Equivalent</b>	<b>Budgeted Amount</b>
<b>29230 - OCFO Administration</b>	<b>9.00</b>	<b>\$ 1,604,686</b>
230010 - OCFO Administration	9.00	\$ 1,604,686
<b>29231 - Resource Planning</b>	<b>139.00</b>	<b>\$ 16,641,373</b>
230133 - Grant Accounting	16.00	\$ 1,947,848
230137 - Office of Budget	20.00	\$ 2,855,860
230201 - ODFS - Public Safety Police	12.00	\$ 1,430,642
230202 - ODFS - Public Infrastructure	20.00	\$ 1,960,968
230203 - ODFS - Neighborhood, Community, & Econ Dev	23.00	\$ 2,384,404
230204 - ODFS - Government Operations	7.00	\$ 961,009
230205 - ODFS - Legislative Operations	12.00	\$ 1,410,518
230208 - ODFS - Administration	8.00	\$ 1,154,297
230209 - ODFS - Public Space	12.00	\$ 1,518,596
230211 - ODFS - Public Safety - Fire	9.00	\$ 1,017,231
<b>29232 - Property Valuation</b>	<b>78.00</b>	<b>\$ 10,129,022</b>
230120 - Valuation & Field Operations	41.00	\$ 5,812,457
230122 - Special Processing Division	24.00	\$ 2,961,420
230123 - GIS/Land Maintenance Division	13.00	\$ 1,355,145
<b>29233 - Contracting &amp; Procurement</b>	<b>36.00</b>	<b>\$ 4,936,154</b>
230080 - Procurement	32.00	\$ 4,375,698
230081 - Compliance & Audit Division	4.00	\$ 560,456
<b>29234 - Revenue Management</b>	<b>67.00</b>	<b>\$ 22,352,785</b>
230070 - Treasury & Strategic Finance	19.00	\$ 3,725,688
230071 - Revenue Compliance & Collections	16.00	\$ 13,749,898
230072 - Tax Administration & Operations	21.00	\$ 1,845,023
230077 - Cash & Investment Management	11.00	\$ 3,032,176
<b>29235 - Accounting Controls</b>	<b>57.00</b>	<b>\$ 6,876,700</b>
230030 - Accounts Payable	6.00	\$ 554,124
230060 - Payroll Operations	20.00	\$ 1,828,999
230100 - Risk Management	1.00	\$ 208,308
230130 - General Accounting	6.00	\$ 789,612
230131 - Financial Reporting	14.00	\$ 1,889,039
230136 - Bank Reconciliation	3.00	\$ 339,443
230207 - ERP Division	7.00	\$ 1,267,175
<b>29236 - Fund Development and Oversight</b>	<b>31.00</b>	<b>\$ 4,318,108</b>
230135 - Office of Development and Grants	31.00	\$ 4,318,108
<b>General Fund Total</b>	<b>417.00</b>	<b>\$ 66,858,828</b>

**City of Detroit**  
Fiscal 2025-2026 Budget

**Department 23 - Office of the Chief Financial Officer**  
**Blight Fund Budget**

<b>Appropriation Cost Center</b>	<b>Full-Time Equivalent</b>	<b>Budgeted Amount</b>
<b>21200 - Detroit Demolition</b>	<b>18.00</b>	<b>\$ 1,978,207</b>
230080 - Procurement	9.00	\$ 1,141,238
230081 - Compliance & Audit Division	1.00	\$ 127,932
230211 - ODFS - Public Safety - Fire	8.00	\$ 709,037
<b>Blight Fund Total</b>	<b>18.00</b>	<b>\$ 1,978,207</b>

# Department 24: Detroit Fire Department

## Mission

The Detroit Fire Department's mission and purpose is to provide a safe environment for our citizens and visitors of Detroit, through public education, enforcement of fire codes, and deployment of efficient emergency response resources.

## Vision

The Detroit Fire Department will continuously strive to provide exemplary emergency services to our citizens in a professional and courteous manner. Establish a strong community engagement and training program and be the model of a world class fire department.

## Operating Programs and Services

- **Administration** includes Fire Administration, Legal & Labor, Apparatus and Facilities Management. It provides oversight to all facets of the Fire Department and manages resources to provide exemplary emergency services.
- **Community Relations** provides fire safety education and Hands only CPR training for the public. It installs AEDs, smoke, and carbon monoxide detectors and provides safety literature in English, Spanish, Arabic and Bengali. It provides fire safety plans and education and attends community events. Provides education through the department's "Safety Series" webinars every 2nd Wednesday of the month. Partners with the Detroit Public Schools Community District by facilitating the Apprenticeship Program and CPR training to staff and students.
- **EMS** includes EMS Administration and EMS Field Operations; it deploys ambulances to medical emergencies for treatment and transport. The pilot Nurse Navigation Program used when clinically appropriate aims to match a low-acuity 911 caller to the right level of care, based on the caller's reported medical needs. It utilizes nurses and physician-approved protocols to guide callers to the right level of care.
- **Fire Dispatch/Communications** dispatches resources to over 150,000 emergencies annually.
- **Fire Investigation** investigates suspicious fire incidents and works with the Detroit Police Department to prosecute criminal cases, in accordance with National Fire Protection Association (NFPA) standards. Investigates all structure fires and accidental fires. Process of projecting where a fire may occur through the Community Risk Reduction software.
- **Fire Marshal** includes the Fire Prevention and Plans & Examinations sections. It enforces all laws governing fire prevention, installation and testing of protection & notification systems and provides public fire safety education. Reinstalled Knox Box keys and locks on every apparatus to gain quick entry to commercial buildings.

Inspects 100% of critical structures which include high rises, senior buildings, gas stations, hazardous material storage locations, and rec centers. Focusing on Lithium Ion Battery safety, storage, and fire response.

- **Fire Operations** include Fire Administration and Fire Fighting (field) Operations. It deploys fire trucks to fire and medical emergencies. Responds to hazardous material incidents as a secondary specialty response resource to identify and mitigate potential hazardous materials encountered by primary DFD emergency response resources. HAZMAT teams do not clean up hazardous materials. Their primary duties are to rescue people trapped or injured by incidents involving hazardous materials and identify unknown substances encountered by the public and/or other "911" emergency first responders.
- **Training** operates out of the Regional Training Center and provides training for all new hires and continuous education for current employees and annual compliance for all employees. Offers CPR and fire safety training to Detroit residents and other City of Detroit departments. Offers and provides collaborative training with the Detroit Police Department and neighboring communities.

## Goals, Strategic Priorities and Related City Outcomes

Goals / Strategic Priorities	Timeframe	Related City Outcome
1. Provide the city of Detroit with excellent fire and medical responses	July 2025 – June 2029	Safer Neighborhoods
2. Improve medical responses by combining Fire and EMS Divisions	July 2021 – July 2026	Safer Neighborhoods
3. Provide optimal resources through utilization of state-of-the-art equipment and apparatus	July 2025 – June 2029	Efficient & Innovative Operations
4. Provide a maintenance and replacement schedule of all assets necessary to fire stations, training academy, repair shop quartermaster facilities, fire boat and emergency equipment and machinery	January 2022 – January 2027	Efficient & Innovative Operations
5. Consolidation of assets through co-location through firehouse replacement plan	July 2025 – June 2029	Efficient & Innovative Operations
6. Maximize use of municipal facilities and equipment to achieve operating economies	July 2025 – June 2029	Efficient & Innovative Operations
7. Complying with the Department of Homeland Security, addressing an effective Area Maritime Transportation Security Plan (AMSP)	January 2024 – January 2027	Efficient & Innovative Operations
8. Provide better health and wellness programs to all Fire department personnel	July 2025 – June 2029	Efficient & Innovative Operations

## Budget By Service

Services	FY 2026 Adopted	FY 2026 Adopted FTE
911 Dispatch (Fire Dispatch/Communications)	\$4,020,604	31.0
Administration & Overhead	\$19,646,027	39.0
Arson Investigation	\$2,098,081	16.0
EMT Ambulance Service	\$23,179,374	185.0
Fire Marshal Enforcement	\$5,621,949	30.0
Fire Safety Education	\$1,288,534	10.0
Fire Suppression	\$118,994,191	998.0
Hazardous Material Mitigation	\$259,500	-
<b>Total:</b>	<b>\$175,108,260</b>	<b>1,309.0</b>

## Metrics and Data

Metrics	Data	Related Goal #
Response time for EMS and fire incidents	6 minutes (fire); <8 minutes (EMS)	2
Response times for EMS incidents by priority	Code 1 – 7:26 minutes, Code 2 & 3 - 12:31minutes Structure Fires – 5:40minutes	1

## Departmental Financial Information

	General Fund	Non-General Funds	Capital Fund	Blight Fund	Total Funds
Revenues	\$ 24,328,734	\$ 2,619,500	\$ -	\$ -	\$ 26,948,234
Appropriations	\$ 172,488,760	\$ 2,619,500	\$ -	\$ -	\$ 175,108,260
<b>Net Tax Cost</b>	<b>\$ 148,160,026</b>	<b>\$ -</b>	<b>\$ -</b>	<b>\$ -</b>	<b>\$ 148,160,026</b>

<b>Positions (by FTE)</b>	<b>1,309.00</b>	<b>-</b>	<b>-</b>	<b>-</b>	<b>1,309.00</b>
---------------------------	-----------------	----------	----------	----------	-----------------

**City of Detroit**  
Fiscal 2025-2026 Budget

**Department 24 - Detroit Fire Department**  
**General Fund Budget**

<b>Appropriation Cost Center</b>	<b>Full-Time Equivalent</b>	<b>Budgeted Amount</b>
<b>25240 - Fire - Ordinance Enforcement</b>	<b>44.00</b>	<b>\$ 7,260,954</b>
240240 - Fire Marshal Administration	8.00	\$ 2,000,857
240250 - Fire Marshal Inspection	16.00	\$ 2,179,375
240260 - Fire Marshal Arson Investigation	16.00	\$ 2,465,298
240270 - Fire Marshal - Plan & Exam	4.00	\$ 615,424
<b>25241 - Casino Customer Response Services</b>	<b>24.00</b>	<b>\$ 4,719,213</b>
241000 - Casinos - Fire Fighting	10.00	\$ 1,160,097
241010 - Casinos - Fire Marshal	8.00	\$ 1,227,747
241015 - Casinos - EMS	6.00	\$ 2,331,369
<b>25242 - Fire Fighting and Response</b>	<b>1,159.00</b>	<b>\$ 140,778,465</b>
240191 - Fire Fighting Administration	40.00	\$ 7,069,740
240195 - Fire Fighting Operations	1,034.00	\$ 117,897,028
240205 - Fireboat Marine Operations	4.00	\$ 564,157
240320 - E.M.S. Administration	35.00	\$ 9,445,984
240340 - E.M.S. Field Operations	46.00	\$ 5,801,556
<b>25243 - Safer Neighborhoods - HazMat Response</b>	<b>-</b>	<b>\$ 222,348</b>
240400 - Hazardous Material Incident Mitigation	-	\$ 222,348
<b>29240 - Fire Department Administration</b>	<b>49.00</b>	<b>\$ 13,692,331</b>
240010 - Fire Department Administration	28.00	\$ 10,547,348
240100 - Fire Legal & Labor	1.00	\$ 165,265
240220 - Fire Training	20.00	\$ 2,979,718
<b>29241 - Fire Services Infrastructure</b>	<b>33.00</b>	<b>\$ 5,815,449</b>
240065 - Fire Communications Administration	3.00	\$ 799,890
240075 - Fire Communications Dispatch	28.00	\$ 3,138,575
240080 - Fire Systems Support	-	\$ 1,046,233
240110 - Fire Apparatus Stores	2.00	\$ 746,614
240120 - Fire Facilities Management	-	\$ 15,900
240130 - Fire Apparatus Vehicle & Repair	-	\$ 68,237
<b>General Fund Total</b>	<b>1,309.00</b>	<b>\$ 172,488,760</b>

**City of Detroit**  
Fiscal 2025-2026 Budget

**Department 24 - Detroit Fire Department**  
**Non-General Funds Budget**

<b>Appropriation Cost Center</b>	<b>Full-Time Equivalent</b>	<b>Budgeted Amount</b>
<b>21499 - PY2024 SAFER Staffing</b>	-	<b>\$ 2,000,000</b>
241111 - Fire Grants	-	\$ 2,000,000
<b>21500 - AFG FY2024 Paramedic Training</b>	-	<b>\$ 395,000</b>
241111 - Fire Grants	-	\$ 395,000
<b>21501 - (AFG) Fire Prevention &amp; Safety Grant PY2024 Smoke Alarms</b>	-	<b>\$ 224,500</b>
241111 - Fire Grants	-	\$ 224,500
<b>Non-General Fund Total</b>	-	<b>\$ 2,619,500</b>



# Department 25: Health Department

## Mission

The mission of the Detroit Health Department is to address public and population health priorities of Detroiters. The Department assumes responsibility for ensuring that essential local public health services are provided within the City to improve overall health outcomes for citizens. The Health Department is building the capacity and infrastructure necessary to address Detroit's most pressing public health challenges; establishing initiatives in unaddressed priority areas; addressing City health data and policy analysis needs; and supporting and sustaining department growth in the best interest of the public's health.

## Operating Programs and Services

- **Administration** steers the strategic development and capacity building of the department; oversees the administration, operation, quality improvement, fiscal management, and assurance activities; administers and monitors public health service contracts.
- **Data Management & Epidemiology** is responsible for best practices regarding data collection, evaluation, analysis, and reporting to drive evidence-based practice and promotion of local public health policies and programs to advance public health.
- **Environmental Health & Food Safety** focuses on licensing food service establishments, daycare centers, pools, and hotels, and reducing foodborne illnesses through the use of investigation best practices and examining environmental hazards.
- **Maternal Child Health** supports healthy families, healthy pregnancies, and healthy babies through a variety of key initiatives around infant mortality (Sister Friends). In addition, the Department offers a variety of services to better ensure healthy and safe environments for children to thrive through WIC and vision and hearing services.
- **Clinical Services & Outreach** provides immunization clinics to include COVID-19, HIV/STI medical and support services, communicable disease surveillance and investigation, reducing teen pregnancy (iDecide), as well as lead intervention and prevention. Also, Behavioral Health services provide opioid overdose and substance misuse prevention education to better ensure the health and safety of Detroiters.
- **Public Health Emergency Preparedness** works to ensure the city is prepared for any public health emergency, through training of the Health Departments' staff and community partners, coordinating with local agencies and City departments, and educating the public about preparedness.

## Goals, Strategic Priorities and Related City Outcomes

Goals / Strategic Priorities	Timeframe	Related City Outcome
1. Efficient and effective revenue management	July 2025 – June 2026	Effective Governance
2. Enhance internal and external communications and awareness	July 2025 – June 2026	Effective Governance
3. Cultural transformation: Workplace environment that supports the delivery of high-quality programs and excellent service	July 2025 – June 2026	Efficient and Innovative Operations
4. Promote equity: Internal and external systems and structures that promote health equity, access and inclusion	July 2025 – June 2026	Effective Governance
5. Value high-performing employees	July 2025 – June 2026	Efficient and Innovative Operations
6. Foster innovative community partnerships that strengthen health and social programs and services	July 2025 – June 2026	Efficient and Innovative Operations

## Budget By Service

Services	FY 2026 Adopted	FY 2026 Adopted FTE
Administration/Overhead	\$4,246,468	26.25
Communicable Disease	\$511,158	4.0
Community Health Services	\$6,141,043	55.0
Community Violence Intervention	\$8,361,235	1.0
Emergency Preparedness	\$451,347	4.75
Environmental Health	\$875,041	13.0
Essential Local Public Health Services (ELPHS)	\$4,350,435	40.0
Family Planning	\$455,182	2.0
Food Sanitation Safety Regulations	\$1,572,642	19.0
HIV-STI	\$11,834,346	15.0
Housing Accessibility Program for Independence	\$3,204,905	11.0
Immunizations	\$1,273,450	-
Lead Prevention	\$830,869	8.0
Maternal and Child Health	\$5,711,166	53.0
WIC Mother & Infant Wellness	\$5,232,635	34.5
<b>Total:</b>	<b>\$55,051,922</b>	<b>286.50</b>

## Metrics and Data

Metrics	Data	Related Goal #
# of new hires completed / onboarded	109 new hires	1
# of materials distributed for harm reduction efforts (Narcan, Dettra Bags, Syringes)	9,801 materials	6
# of eligible children accessing services	4,727 children	4
# of investigations conducted by the Communicable Disease Team and Health Department	48,528 investigations	6
# of eligible services delivered to and received by community residents	8 services	6
# of gun violence prevention initiatives implemented in the community	5 initiatives	6
# of citizens enrolled in the Detroit Alert 365 system	4,878 citizens	2
# of non-food inspections completed	623 inspections	1
# of eligible clients receiving vision, hearing, and STI services	Vision: 20,329 clients, Hearing: 14,736 clients, STI services: 571 clients	4
# of Family Planning client visits	765 visits	4
# of inspections completed on licensed restaurants	3,155 inspections	1
# of clients linked to care services and % of positive cases treated	2,162 received RWPA and RWPA-MAI Services (83.5% were virally suppressed)	4
# of eligible residents placed in safe housing	218 residents	4
# of overall vaccines/immunizations administered	3,651 vaccines/immunizations administered	6
# of children tested for lead	785 children	4
# of infant deaths per 1000	15 deaths	6
# of residents that have received safe routes education	2,525 residents	6
# of eligible clients serviced	19,941 clients	4

## Operating Budget Highlights

Initiative	FY 2026 Adopted	FY 2026 Adopted FTE
Food Code Enforcement Program Additions	\$146,000	2.0
Community Violence Intervention ARPA Program Continuation (One-Time)	\$7,375,000	-
Rides to Care	\$1,200,000	3.0
Youth substance prevention programming from State marijuana tax revenue (One-Time)	\$95,000	-
Youth substance prevention programming from State marijuana tax revenue (Recurring)	\$63,200	-
Opioid Crisis Response	-	4.0

## Departmental Financial Information

	General Fund	Non-General Funds	Capital Fund	Blight Fund	Total Funds
Revenues	\$ 3,705,688	\$ 34,140,217	\$ -	\$ -	\$ 37,845,905
Appropriations	\$ 20,911,705	\$ 34,140,217	\$ -	\$ -	\$ 55,051,922
<b>Net Tax Cost</b>	<b>\$ 17,206,017</b>	<b>\$ -</b>	<b>\$ -</b>	<b>\$ -</b>	<b>\$ 17,206,017</b>

<b>Positions (by FTE)</b>	<b>102.25</b>	<b>184.25</b>	<b>-</b>	<b>-</b>	<b>286.50</b>
---------------------------	---------------	---------------	----------	----------	---------------

**City of Detroit**  
Fiscal 2025-2026 Budget

**Department 25 - Detroit Health Department**  
**General Fund Budget**

<b>Appropriation Cost Center</b>	<b>Full-Time Equivalent</b>	<b>Budgeted Amount</b>
<b>21245 - Community Violence Intervention</b>	<b>1.00</b>	<b>\$ 8,361,235</b>
250120 - Community Violence Intervention	1.00	\$ 8,361,235
<b>25250 - Communicable Disease Management</b>	<b>7.00</b>	<b>\$ 627,596</b>
250646 - Community & Industrial Hygiene	7.00	\$ 627,596
<b>25251 - Food Service Code Enforcement</b>	<b>23.00</b>	<b>\$ 1,931,931</b>
250647 - Food Sanitation	23.00	\$ 1,931,931
<b>27250 - Resident Health Services</b>	<b>41.00</b>	<b>\$ 5,476,901</b>
250020 - Maternal and Child Health	13.00	\$ 1,941,148
250070 - Community Health Services	17.00	\$ 1,974,311
250080 - Clinical Services	11.00	\$ 1,561,442
<b>29250 - Health Department - Administration</b>	<b>30.25</b>	<b>\$ 4,514,042</b>
250010 - Health Administration	11.25	\$ 2,050,309
250030 - Health Data Management	4.00	\$ 552,158
250040 - Health Special Projects	3.00	\$ 507,155
250050 - Health Quality & Accreditation	6.00	\$ 599,271
250060 - Health Operations	6.00	\$ 805,149
<b>General Fund Total</b>	<b>102.25</b>	<b>\$ 20,911,705</b>

**City of Detroit**  
Fiscal 2025-2026 Budget

**Department 25 - Detroit Health Department  
Non-General Funds Budget**

<b>Appropriation Cost Center</b>	<b>Full-Time Equivalent</b>	<b>Budgeted Amount</b>
<b>20780 - FY20 Ryan White HIV-AIDs RWHAP-Program A,B</b>	<b>1.00</b>	<b>\$ 130,800</b>
251111 - Health Grants	1.00	\$ 130,800
<b>21237 - Strengthening Detroit's Public Health Workforce</b>	<b>11.00</b>	<b>\$ 1,131,143</b>
251111 - Health Grants	11.00	\$ 1,131,143
<b>21243 - Opioid Settlement Proceeds</b>	<b>4.00</b>	<b>\$ -</b>
250070 - Community Health Services	4.00	\$ -
<b>21441 - WIC Resident Services 9/2026</b>	<b>31.00</b>	<b>\$ 4,967,333</b>
251111 - Health Grants	31.00	\$ 4,967,333
<b>21442 - WIC Breastfeeding 9/2026</b>	<b>3.50</b>	<b>\$ 265,302</b>
251111 - Health Grants	3.50	\$ 265,302
<b>21443 - Lead Poisoning Prevention 9/2026</b>	<b>2.00</b>	<b>\$ 186,604</b>
251111 - Health Grants	2.00	\$ 186,604
<b>21444 - Lead Intervention 9/2026</b>	<b>3.00</b>	<b>\$ 334,252</b>
251111 - Health Grants	3.00	\$ 334,252
<b>21445 - ELPHS Other 9/2026</b>	<b>27.00</b>	<b>\$ 3,067,723</b>
251111 - Health Grants	27.00	\$ 3,067,723
<b>21446 - BioTerrorism Emerg Prep 9/2026</b>	<b>1.75</b>	<b>\$ 219,772</b>
251111 - Health Grants	1.75	\$ 219,772
<b>21447 - Cities Readiness Initiatives 9/2026</b>	<b>3.00</b>	<b>\$ 262,696</b>
251111 - Health Grants	3.00	\$ 262,696
<b>21448 - CSHCS Outreach &amp; Advocacy 9/2026</b>	<b>9.00</b>	<b>\$ 718,972</b>
251111 - Health Grants	9.00	\$ 718,972
<b>21449 - Fetal Infant Mortality Review 9/2026</b>	<b>-</b>	<b>\$ 2,865</b>
251111 - Health Grants	-	\$ 2,865
<b>21450 - HIV Intergrated Plng/Data to Care 9/2026</b>	<b>3.00</b>	<b>\$ 349,998</b>
251111 - Health Grants	3.00	\$ 349,998
<b>21451 - Immunization Action Plan 9/2026</b>	<b>2.00</b>	<b>\$ 350,123</b>
251111 - Health Grants	2.00	\$ 350,123
<b>21452 - Immunization Pilot 9/2026</b>	<b>-</b>	<b>\$ 106,121</b>
251111 - Health Grants	-	\$ 106,121
<b>21453 - Infant Safe Sleep 9/2026</b>	<b>1.00</b>	<b>\$ 129,981</b>
251111 - Health Grants	1.00	\$ 129,981
<b>21454 - Local Maternal &amp; Child Hlth 9/2026</b>	<b>18.00</b>	<b>\$ 1,779,086</b>
251111 - Health Grants	18.00	\$ 1,779,086
<b>21455 - Hearing - MDHHS 9/2026</b>	<b>3.00</b>	<b>\$ 358,764</b>
251111 - Health Grants	3.00	\$ 358,764
<b>21456 - Vision - MDHHS 9/2026</b>	<b>3.00</b>	<b>\$ 358,162</b>
251111 - Health Grants	3.00	\$ 358,162
<b>21457 - West Nile Virus 9/2026</b>	<b>1.00</b>	<b>\$ 8,578</b>
251111 - Health Grants	1.00	\$ 8,578
<b>21458 - Vector Surveillance 9/2026</b>	<b>1.00</b>	<b>\$ 8,578</b>

**City of Detroit**  
Fiscal 2025-2026 Budget

**Department 25 - Detroit Health Department**  
**Non-General Funds Budget**

<b>Appropriation Cost Center</b>	<b>Full-Time Equivalent</b>	<b>Budgeted Amount</b>
251111 - Health Grants	1.00	\$ 8,578
<b>21459 - Title X Family Planning 9/2026</b>	<b>3.00</b>	<b>\$ 541,011</b>
251111 - Health Grants	3.00	\$ 541,011
<b>21460 - Hepatitis C Program 9/2026</b>	<b>1.00</b>	<b>\$ 116,734</b>
251111 - Health Grants	1.00	\$ 116,734
<b>21461 - Sudden Unexplained Infant Death 9/2026</b>	<b>-</b>	<b>\$ 8,925</b>
251111 - Health Grants	-	\$ 8,925
<b>21462 - HIV &amp; STD Testing and Prevention 9/2026</b>	<b>2.00</b>	<b>\$ 265,305</b>
251111 - Health Grants	2.00	\$ 265,305
<b>21463 - HIV Emergency Support Relief 2/2027</b>	<b>12.00</b>	<b>\$ 11,147,357</b>
251111 - Health Grants	12.00	\$ 11,147,357
<b>21464 - HOPWA Aids Housing 6/2026</b>	<b>11.00</b>	<b>\$ 3,204,905</b>
251111 - Health Grants	11.00	\$ 3,204,905
<b>21465 - Vaccine Distribution MDHHS 9/2026</b>	<b>-</b>	<b>\$ 1,273,450</b>
251111 - Health Grants	-	\$ 1,273,450
<b>21466 - Ending the HIV Epidemic MDHHS 9/2026</b>	<b>3.00</b>	<b>\$ 291,831</b>
251111 - Health Grants	3.00	\$ 291,831
<b>21467 - Detroit Safe Route OSHP 9/2026</b>	<b>2.50</b>	<b>\$ 326,975</b>
251111 - Health Grants	2.50	\$ 326,975
<b>21468 - CLLP Lead Expansion 9/2026</b>	<b>4.00</b>	<b>\$ 405,341</b>
251111 - Health Grants	4.00	\$ 405,341
<b>21469 - SDOH Planning 9/2026</b>	<b>-</b>	<b>\$ 74,285</b>
251111 - Health Grants	-	\$ 74,285
<b>21470 - CSHCS Vaccine Initiative 9/2026</b>	<b>-</b>	<b>\$ 53,060</b>
251111 - Health Grants	-	\$ 53,060
<b>21471 - Kindergarten Assessment 9/2026</b>	<b>-</b>	<b>\$ 156,121</b>
251111 - Health Grants	-	\$ 156,121
<b>21472 - HIV Housing Assistance 9/2026</b>	<b>1.00</b>	<b>\$ 159,181</b>
251111 - Health Grants	1.00	\$ 159,181
<b>21473 - Neighborhood Wellness Centers</b>	<b>15.50</b>	<b>\$ 1,300,000</b>
251111 - Health Grants	15.50	\$ 1,300,000
<b>21474 - MRC STRONG</b>	<b>1.00</b>	<b>\$ 78,883</b>
251111 - Health Grants	1.00	\$ 78,883
<b>Non-General Fund Total</b>	<b>184.25</b>	<b>\$ 34,140,217</b>



# Department 28:

## Human Resources Department

### Mission

The Human Resources Department provides services and implements programs that attract, hire, retain, and support a qualified and talented workforce committed to providing timely, quality services to City of Detroit citizens, employees, businesses, and visitors in an environment that contributes to the City's objectives.

### Operating Programs and Services

- **Office of Talent Acquisition** is responsible for the timely, full life cycle recruitment needs of the City of Detroit, including but not limited to Sourcing, Screening, Testing, Selection, working with our Community Partnerships and Administering the Internship and Ambassador Programs. Assist with Career Readiness Programs to position employees for growth opportunities and create an internal talent pool.
- **Office of Employee Services** supports operational needs, promotes employee engagement, and fosters an environment that contributes to the City's objectives. Responsibilities include Onboarding, Employee Relations, Talent Retention, Employee Engagement, and Unemployment.
- **Office of Labor Relations** negotiates and administers 33 collective bargaining agreements and supplementals in accordance with the City Charter and state law, ensuring consistent and equitable contract terms and uniform application of those terms. This division is charged with preventing or lessening labor-management disputes. This includes developing and implementing labor policy, managing the grievance procedure to handle disputes with unionized employees, work rules and interpretation of the collective bargaining agreement. Staff are familiar with current trends, competitive benefits and work rules and have extensive knowledge of labor laws and approaches for resolution, and advocate for the City in umpire hearings, panel hearings, M.E.R.C. hearings, arbitration hearings, other administrative tribunals and special conferences.
- **Benefits Administration Office** administers medical, dental, optical, and life and supplemental insurance benefits for approximately 9,000 active employees. This office is also focused on wellness, prevention activities, employee communications, and health education.
- **Office of Policy, Planning and Operations** undertakes broad analytical studies of HR and related functional issues; initiates policy planning and formulation to fill gaps; and serves as an institutionalized "second opinion" on policy matters. This office supports the Civil Service Commission (CSC) and drafts revisions to the Civil Service Rules for CSC review.
- **Office of Talent Development and Performance Management** leads the digital transformation and traditional for the design, development and implementation of

learning and development solutions and interventions to support and the strategic, operational, and organizational goals and objectives for the city's 9000+ employees. This includes, employee training, organizational transformation initiatives, career readiness, custom learning initiatives, city-wide special projects, leadership development, organizational development interventions, certification programs, performance evaluation and performance management.

- **Classification and Compensation** provides classification and compensation services, which include job analysis, organizational design, compensation analysis, maintenance of the classification systems, salary equity reviews, and job specification system validation.
- **Risk Management** is responsible for protecting the assets and earning power of the City from loss or destruction. Other responsibilities included workers' compensation, central safety, long-term disability and leave administration. Risk Management also maintains and administers the self-insurance Risk Management Fund.

## Goals, Strategic Priorities and Related City Outcomes

Goals / Strategic Priorities	Timeframe	Related City Outcome
1. Enhance employee engagement within the City of Detroit to foster a supportive, inclusive, and growth-oriented work environment. Focus on improving job satisfaction, encourage professional development, and foster a culture of recognition and collaboration. Drive higher productivity, reduce turnover, and establish the City as an employer of choice to attract and retain top talent.	July 2025 – June 2026	Efficient & Innovative Operations
2. HR has a continuing commitment to negotiating fair and equitable labor contracts that balance the needs of the workforce with the City's operational goals. HR focuses on fostering constructive relationships with unions, ensuring transparent and collaborative negotiations, and maintaining competitive compensation and working conditions. The goal is to support employee satisfaction and retention while promoting fiscal responsibility and sustainable workforce practices.	July 2025 – June 2026	Effective Governance
3. Enhance employee experience and improve employee offerings to boost retention. This includes developing comprehensive wellness programs and deepening connections with the citizens and businesses that we serve. By prioritizing a supportive work environment and providing resources that meet the diverse needs of employees, the City aims to increase job satisfaction and retain top talent	July 2025 – June 2026	Efficient & Innovative Operations
4. Demonstrate a strong commitment to implementing the remaining UKG HRIS System modules and integrating various other systems to position the City of Detroit as a leader in technological innovation. This strategy focuses on enhancing collaboration, communication, compliance, and overall productivity in the workplace, resulting in a more efficient and user-friendly experience for employees	July 2025 – June 2026	Effective Governance

## Budget By Service

Services	FY 2026 Adopted	FY 2026 Adopted FTE
Employee Engagement, Experience, & Well-Being	\$4,343,893	30.0
Employee Growth, Talent Development, & Performance Management	\$2,588,427	15.0
Governance & Compliance	\$1,057,776	8.0
Human Capital Systems & Operational Management	\$2,451,172	16.0
Labor Relations	\$1,196,000	9.0
Talent Acquisition	\$2,327,072	13.0
Total Rewards & Benefits (Classification & Compensation)	\$1,705,199	16.0
<b>Total:</b>	<b>\$15,669,539</b>	<b>107.0</b>

## Metrics and Data

Metrics	Data	Related Goal #
Retention Rate measured via analytics, engagement surveys, and feedback	84%	1
Percent of employees/supervisors trained in new UKG modules (LMS, Compensation)	To be collected – Launch Q3 FY25	4
Percent of unions without current/ratified collective bargaining agreements	55%	2
Employee Wellness (EAP) Utilization Rate	77%	3
Engagement Survey Participation Rate Annually	83%	3
Percent of employees receiving recognition given per quarter	To be collected – Launch Q3 FY25	3

## Departmental Financial Information

	General Fund	Non-General Funds	Capital Fund	Blight Fund	Total Funds
Revenues	\$ -	\$ -	\$ -	\$ -	\$ -
Appropriations	\$ 15,669,539	\$ -	\$ -	\$ -	\$ 15,669,539
<b>Net Tax Cost</b>	<b>\$ 15,669,539</b>	<b>\$ -</b>	<b>\$ -</b>	<b>\$ -</b>	<b>\$ 15,669,539</b>

<b>Positions (by FTE)</b>	<b>107.00</b>	<b>-</b>	<b>-</b>	<b>-</b>	<b>107.00</b>
---------------------------	---------------	----------	----------	----------	---------------

**City of Detroit**  
Fiscal 2025-2026 Budget

**Department 28 - Human Resources Department**  
**General Fund Budget**

<b>Appropriation Cost Center</b>	<b>Full-Time Equivalent</b>	<b>Budgeted Amount</b>
<b>29280 - Human Resources Department Administration</b>	<b>12.00</b>	<b>\$ 3,672,333</b>
280008 - HRMS	6.00	\$ 787,324
280110 - Human Resources Administration	6.00	\$ 2,885,009
<b>29281 - Workforce Management</b>	<b>95.00</b>	<b>\$ 11,997,206</b>
280010 - Employee Services Administration	28.00	\$ 2,880,946
280154 - HR Risk Management Operations	7.00	\$ 765,482
280320 - Talent Development & Performance Management	15.00	\$ 2,557,337
280410 - Recruitment & Selection	13.00	\$ 1,967,647
280430 - Classification & Compensation	7.00	\$ 849,098
280520 - Benefits Administration	10.00	\$ 894,302
280530 - Labor Relations Administration	8.00	\$ 1,213,314
280540 - Policy, Planning, & Operations	7.00	\$ 869,080
<b>General Fund Total</b>	<b>107.00</b>	<b>\$ 15,669,539</b>

# Department 29: Civil Rights, Inclusion, & Opportunity

## Mission

The Civil Rights, Inclusion, & Opportunity Department (Civil Rights or CRIO) removes discriminatory barriers through innovative and high-quality, customer-driven programs that foster economic opportunity and empowerment, which will benefit Detroit residents, visitors, and the entrepreneurial sector of the local economy.

## Operating Programs and Services

- **Civil Rights Protection & Training** – Monitors and investigates civil rights, sexual harassment, and workplace violence complaints, and provides Citywide trainings to departments and employees, coordinates language translation and interpretation services for all City departments.
- **Compliance Monitoring** – Monitors compliance with Executive Order 2021-02, tax abatements, and Community Benefits Agreements.
- **Procurement Business Clearances** – Certifies Detroit-based, headquartered, resident, small, micro, start-up, minority, women, joint venture, and mentor venture.
- **Marijuana Social Equity Program** – Certifies Detroit Legacy Marijuana business owners, provides technical and financial assistance to potential entrepreneurs, and oversees medical and recreational marijuana licensing.
- **Office of Disability Affairs** – Improves accessibility within City departments, including providing Citywide American Sign Language (ASL) training to departments and employees, coordinates ASL translation and interpretation services for all City departments.
- **Skilled Trade Readiness** – Connects regulated developers, contractors, and unions to Detroit at Work's skilled trades employment pool.

## Goals, Strategic Priorities and Related City Outcomes

Goals / Strategic Priorities	Timeframe	Related City Outcome
1. Decrease the amount of departmental discriminatory, workplace violence and sexual harassment complaints by hosting monthly City department trainings/certificate programs and a new mediation service model	January 2025 – January 2027	Efficient and Innovative Operations
2. Work to increase Detroit resident employment on Executive Order 2021-2 Construction and Demolition/Rehab Projects	January 2025 – January 2027	Economic Equity and Opportunity
3. Engage in new projects and ensure ADA compliance while assisting with receiving complaints as they arise within these facilities	January 2025 – January 2027	Economic Equity and Opportunity
4. Increase the number of businesses within the City of Detroit Business Opportunity Program through outreach, seminars and workshops while also providing supportive services and needs to Detroit start-up businesses	January 2025 – January 2027	Economic Equity and Opportunity
5. Develop and publish Annual CRIO Compliance report	January 2025 – January 2027	Effective Governance
6. Implement and expand the FY 2025 Detroit Equity Council initiatives in which we gather various City government leaders to identify barriers to opportunities and strategize on opening doors to those barriers	January 2025 – January 2027	Economic Equity and Opportunity
7. Increase knowledge, awareness and understanding of CRIO services among the residents of the community by working cooperatively and collaboratively with other agencies of government, community groups and organizations	January 2025 – January 2027	Efficient and Innovative Operations
8. To acquire licensing software or program to handle the volume of documents and correspondence needed to administer a licensing program for Marijuana	January 2025 – January 2027	Economic Equity and Opportunity
9. Develop programming and goals for revenue sharing business grants to social equity entrepreneurs	January 2025 – January 2027	Economic Equity and Opportunity
10. Implement a marijuana industry workforce development subsidy program	January 2025 – January 2027	Economic Equity and Opportunity
11. Improve the communication process for responding to inquiries, accessibility feedback, and complaints	January 2025 – January 2027	Efficient and Innovative Operations



## Budget By Service

Services	FY 2026 Adopted	FY 2026 Adopted FTE
Civil Rights Protections, Workplace Violence, Discrimination & Sexual Harassment	\$2,388,825	19.0
Detroit Business Opportunity Program	\$205,980	2.0
Disability Affairs	\$1,404,614	5.0
Executive Order, Tax Abatement, and Community Benefits Monitoring	\$834,744	8.0
Marijuana Ventures & Entrepreneurship	\$1,105,839	5.0
Skilled Trade Employment Program	\$2,276,256	2.0
<b>Total:</b>	<b>\$8,216,258</b>	<b>41.0</b>

## Metrics and Data

Metrics	Data	Related Goal #
Number of complaints received regarding Civil Rights Protections, Workplace Violence (EO 2014-1), Discrimination, and Sexual Harassment (EO 2014-2)	85 complaints	1
Number of applications submitted and approved for the Detroit Business Opportunity Program (DBOP)	100 approved	4
Number of qualified hours worked in accordance with EO 2021-2	125,691.10 hours	2
Number of tax abatements monitored	221 tax abatements	2
Number of projects and commitments by developer in accordance with the Community Benefits Ordinance	12 projects, 518 total commitments	2
Number of licenses for the Office of Marijuana Ventures & Entrepreneurship and licenses by type	137 total licenses (60 grower, 13 processor, 2 medical)	8, 9, 10
Number of American Sign Language Requests Received	135 requests	3, 11
Number of participants employed in the Skilled Trade Employment Program	70 Detroit residents	2

## Operating Budget Highlights

Initiative	FY 2026 Adopted	FY 2026 Adopted FTE
Office of Veterans Affairs Expansion	\$150,000	2.0
Language Access Services Expansion	\$200,000	2.0
Office of Disability Affairs Expansion	\$400,000	-



## Departmental Financial Information

	General Fund	Non-General Funds	Capital Fund	Blight Fund	Total Funds
Revenues	\$ 425,340	\$ 3,111,000	\$ -	\$ -	\$ 3,536,340
Appropriations	\$ 5,105,258	\$ 3,111,000	\$ -	\$ -	\$ 8,216,258
<b>Net Tax Cost</b>	<b>\$ 4,679,918</b>	<b>\$ -</b>	<b>\$ -</b>	<b>\$ -</b>	<b>\$ 4,679,918</b>

<b>Positions (by FTE)</b>	<b>31.00</b>	<b>10.00</b>	<b>-</b>	<b>-</b>	<b>41.00</b>
---------------------------	--------------	--------------	----------	----------	--------------

**City of Detroit**  
Fiscal 2025-2026 Budget

**Department 29 - Civil Rights, Inclusion, & Opportunity**  
**General Fund Budget**

<b>Appropriation Cost Center</b>	<b>Full-Time Equivalent</b>	<b>Budgeted Amount</b>
<b>27292 - Homegrown Detroit</b>	<b>5.00</b>	<b>\$ 1,105,839</b>
290040 - Homegrown Detroit	5.00	\$ 1,105,839
<b>28290 - Human Rights Advocacy</b>	<b>26.00</b>	<b>\$ 3,999,419</b>
290010 - Civil Rights, Inclusion, & Opportunity	21.00	\$ 2,594,805
290035 - Office of Disability Affairs	5.00	\$ 1,404,614
<b>General Fund Total</b>	<b>31.00</b>	<b>\$ 5,105,258</b>

**City of Detroit**  
Fiscal 2025-2026 Budget

**Department 29 - Civil Rights, Inclusion, & Opportunity**  
**Non-General Funds Budget**

<b>Appropriation Cost Center</b>	<b>Full-Time Equivalent</b>	<b>Budgeted Amount</b>
<b>27290 - Development Support - CRIO</b>	<b>10.00</b>	<b>\$ 3,111,000</b>
290030 - Compliance Fees	10.00	\$ 2,111,000
290090 - Workforce Development	-	\$ 1,000,000
<b>Non-General Fund Total</b>	<b>10.00</b>	<b>\$ 3,111,000</b>

# Department 31: Department of Innovation & Technology

## Mission

The Department of Innovation and Technology (DoIT) empowers City agencies, partners, and citizens to achieve their goals; and innovates by delivering reliable, timely, cost-effective, appropriate technology and solutions.

The past three years have clearly demonstrated that fully leveraging the power and promise of digital transformation is no longer an option; it is now very clearly and critically at the core of everything the City does (and hopes to do). DoIT embraces its role as the **digital enablers** for the City's civil workforce, service delivery and support systems, and the residents and businesses they serve:

1. We digitally *equip* City **employees**.
2. We digitally *resource* City **departments** and priorities.
3. We *empower* the City's civil workforce with digital **innovation**.
4. We *leverage* digital potential for all **Detroiters**.

DoIT is a central staff agency responsible for developing and providing information technology and consulting services to City agencies that will innovate on how they deliver services and interact with citizens. The responsibilities of DoIT include: strategic technology planning, business needs solutions, information management, Cyber Security, special project management, application development and implementation, system/application maintenance and support, telecommunications, data center operations, technology acquisition, data security, and other services to empower agencies to use technology to improve operations and the quality of services provided.

## Operating Programs and Services

- **Data Strategy and Analytics (DSA)** provides direction, analysis and development services related to enterprise data standards, including base units, dashboards, and data warehouse.
- **Departmental Technology Services** Client Services Division, support for government/department operations and independent customer agency support.
- **Enterprise Technology Operations** provides enterprise applications support, GIS services, records management, technology infrastructure including (phones, network, servers, backup, etc.), and the web team.
- **Project Management Office** manages system implementations and special projects.
- **Public Safety** includes applications, infrastructure, radio, and field technicians.
- **Cyber Security** includes enhancing, protecting, and responding to city resources from cybersecurity threats.

## Goals, Strategic Priorities and Related City Outcomes

Goals / Strategic Priorities	Timeframe	Related City Outcome
1. Improve information security, cyber hygiene, management and sharing across City departments and divisions.	July 2025 – June 2035	Efficient and Innovative Operations
2. Improve service delivery and customer service between DoIT and City departments	July 2025 – June 2035	Efficient and Innovative Operations
3. Utilize research and public private partnerships to develop a comprehensive “Technology Adaptation and Growth” strategy to help bridge Detroit's digital divide.	July 2025 – June 2035	Efficient and Innovative Operations
3. Improve citizens' experience with and access to information	July 2025 – June 2035	Efficient and Innovative Operations
4. Add content and continue to public existing data to the Open Data Portal to demonstrate value to all Detroiters	July 2025 – June 2035	Efficient and Innovative Operations
5. Improve inter-departmental collaboration, transparency, and data interoperability	July 2025 – June 2035	Efficient and Innovative Operations

## Budget By Service

Services	FY 2026 Adopted	FY 2026 Adopted FTE
Administration & Overhead	\$2,653,753	10.0
Citywide Supplemental Technology Staffing	\$570,000	-
Customer Support, Incident Response, & Investigation	\$10,047,747	51.0
Cybersecurity	\$1,677,765	5.0
Data Strategy & Analytics	\$1,134,771	6.0
Document Imaging & Management	\$1,142,172	2.0
Emergency 911 & Radio Support	\$9,875,003	38.5
Geospatial Information Systems	\$1,977,519	10.0
Network/Voice Support, Systems, & Applications	\$7,955,052	7.0
Project Management	\$1,131,555	7.0
Server Infrastructure Hosting, Administration, Database, & Storage	\$1,961,299	8.0
Technology Adaptation and Growth	\$265,998	1.0
Technology Licensing & Contracts	\$22,665,784	-
Technology Training	\$159,000	-
Website Support & Development	\$1,222,879	5.0
<b>Total:</b>	<b>\$64,440,297</b>	<b>150.50</b>

## Metrics and Data

Metrics	Data	Related Goal #
Average time to close a ticket with goal of < 5 minutes (in FY24)	3 min 6 secs	2
Number of new open data portal data sets and public facing dashboards (in FY24)	40 new datasets & dashboards	5
Employee Engagement - Over 80% of respondents report they feel a sense of inclusion and belonging on their team.	In FY24, 87% of DoIT employees responded YES	1
Number of Unplanned Outages, excluding carrier issues	FY 24 = 1	2
Number of archived boxes added to the records center	FY24 = 2,700 boxes	1
Number of employees that did not take at least 2 training sessions (in 2024)	0 employees	5
Average weekly new/updated webpages (in 2024)	190 webpages	4

## Operating Budget Highlights

Initiative	FY 2026 Adopted	FY 2026 Adopted FTE
New Service Desk Software Replacement (one-time)	\$410,000	-
DPD Management Mental Health Analytics Software System	\$563,000	-
Development Tracker Website - Public Facing Portal	\$200,000	-
DoIT Data Warehouse	\$100,000	-
Legislative Search Portal (one-time)	\$200,000	-

## Departmental Financial Information

	General Fund	Non-General Funds	Capital Fund	Blight Fund	Total Funds
Revenues	\$ -	\$ -	\$ -	\$ -	\$ -
Appropriations	\$ 64,440,297	\$ -	\$ -	\$ -	\$ 64,440,297
<b>Net Tax Cost</b>	<b>\$ 64,440,297</b>	<b>\$ -</b>	<b>\$ -</b>	<b>\$ -</b>	<b>\$ 64,440,297</b>

<b>Positions (by FTE)</b>	<b>150.50</b>	<b>-</b>	<b>-</b>	<b>-</b>	<b>150.50</b>
---------------------------	---------------	----------	----------	----------	---------------

**City of Detroit**  
Fiscal 2025-2026 Budget

**Department 31 - Department of Innovation & Technology**  
**General Fund Budget**

<b>Appropriation Cost Center</b>	<b>Full-Time Equivalent</b>	<b>Budgeted Amount</b>
<b>25310 - Safer Neighborhoods - DoIT</b>	<b>38.50</b>	<b>\$ 21,755,839</b>
310200 - Enterprise Information Management	-	\$ 1,354,517
310220 - Public Safety	-	\$ 15,451,935
310330 - DoIT Garage	10.00	\$ 1,106,710
310335 - PS Desktop Support	12.00	\$ 1,298,742
310345 - Director of PS	1.50	\$ 271,452
310355 - PS Applications / Infrastructure	10.00	\$ 1,612,785
310400 - Radio Administration	2.00	\$ 300,969
310500 - Video Access Control	3.00	\$ 358,729
<b>29310 - Efficient and Innovative Operations Support - DoIT</b>	<b>112.00</b>	<b>\$ 42,684,458</b>
310010 - Office of the CIO	8.00	\$ 1,844,823
310020 - Departmental Technical Services	1.00	\$ 1,232,224
310030 - DoIT Neighborhood Services	5.00	\$ 656,891
310040 - DoIT Public Services	5.00	\$ 701,671
310050 - DoIT Transportation & Public Works	5.00	\$ 679,449
310060 - DoIT Neighborhood, Community, & Econ Dev	5.00	\$ 698,842
310070 - DoIT Government Operations	6.00	\$ 728,719
310080 - DoIT Legislative & Individual Agency Operations	5.00	\$ 684,140
310090 - DoIT Client Services	13.00	\$ 1,259,391
310100 - DoIT Auxiliary Services	2.00	\$ 275,672
310110 - Data Strategy & Analytics	6.00	\$ 1,022,111
310120 - DoIT Program Management	7.00	\$ 1,131,555
310130 - Enterprise Technology Operations	3.00	\$ 626,632
310140 - Data & Server Management	7.00	\$ 1,087,330
310150 - Network Services	7.00	\$ 1,078,413
310170 - Enterprise Applications Support	6.00	\$ 4,072,641
310180 - Geospatial Information Systems	10.00	\$ 1,314,361
310190 - Web Administration	5.00	\$ 756,679
310200 - Enterprise Information Management	-	\$ 21,728,287
310230 - Office of Cyber Security	5.00	\$ 928,629
310290 - Special Projects & Initiatives	1.00	\$ 175,998
<b>General Fund Total</b>	<b>150.50</b>	<b>\$ 64,440,297</b>



# Department 32: Law Department

## Mission

The Law Department strives to deliver exceptional and efficient legal counsel and representation to the constituent branches, units, and agencies of City government as mandated by the City Charter. The Law Department is an independent department headed by the Corporation Counsel, who is appointed by the Mayor with approval of City Council.

The Department is required by Charter to represent the City of Detroit in all civil actions or proceedings filed against the City. The Corporation Counsel may also prosecute any action or proceeding in which the City has a legal interest and is the City prosecutor on cases arising from the provisions of the Charter or City ordinances and prosecute all actions for the recovery of fines, penalties and forfeitures. The Department provides advice and opinions to the Mayor, members of the City Council, or the head of any City agency, approving the form and substance of all contracts, bonds and written instruments, and drafting, upon the request of the Mayor or any member of City Council, any ordinance or resolution for introduction. The Department also houses the programs of the Office of Eviction Defense and Detroit Indigent Defender Services.

## Operating Programs and Services

The Law Department is organized by division, each responsible for matters arising from discrete areas of the law. The City also engages the services of a legislative liaison in Lansing, and contracts for federal lobbyist services in Washington, D.C.

- **Appeals – Tax Appeals** represents the City of Detroit in appellate proceedings up through the United States Supreme Court, and handles tax appeals. Several involve many millions of dollars of tax in dispute.
- **Blight Litigation** files affirmative litigation against owners of blighted properties in the City of Detroit in the Circuit Courts and District Courts. In addition, this team litigates cost-recovery matters against landowners to recover costs and expenses incurred by Construction-Demolition, GSD and BSEED. Finally, this team litigates Blight matters before the DAH.
- **Criminal Enforcement/Qualify of Life** is responsible for all ordinance prosecutions, both civil infraction and misdemeanors, at the 36<sup>th</sup> District Court from the City's ticketing Departments (DPD, Animal Control, Health, and BSEED), and represents the People in all specialty courts including Sobriety Court, Mental Health Treatment Court, Veterans Court, Street Court, and Community Court. Through an agreement with the Wayne County Prosecutor's Office, this division handles certain State law offenses including felonies, misdemeanors and civil infractions. This division is also responsible for filing public nuisance lawsuits against the owners and occupiers of

property engaged in the illegal possession and sale of controlled substances and will conduct business license suspension/revocation hearings involving businesses engaged in criminal activity.

- **Detroit Indigent Defense Services** provides high quality legal representation to the people of the City of Detroit who cannot afford to hire a criminal defense attorney. This is done by strict adherence to the Standards that are set forth by the Michigan Indigent Defense Commission (MIDC) and the MIDC Act (Act 93 of 2013). We work with skilled local attorneys who provide these services for all critical phases of a misdemeanor case. This includes in-custody arraignments, house counsel for local misdemeanor ordinance violations, and individual assignments for individuals whose cases are going to trial.
- **Office of Eviction Defense** coordinates the provision of legal services to indigent occupants in residential evictions cases in the 36th District Court and in housing-related administrative proceedings which threaten occupancy. The OED is charged with implementing Chapter 22, Article VII of the Detroit City Code by coordinating with local organizations with expertise to provide such legal services.
- **Government Affairs (Municipal)** is responsible for the preparation of ordinances and for opinion requests made by the Mayor, City Council, and members of the City Council, City Clerk, or the head of any agency; The Municipal Section attorneys serve as General Counsel to the Board of Police Commissioners, the Board of Ethics, and the Election Commission; Processes all third-party document production subpoenas; Prepares all responses to Freedom of Information Act appeals; Reviews all criminal subpoenas prior to DPD Law preparing a response; The Law Department Liaison to City Council is also housed in the Municipal Section.
- **FOIA Division** is to ensure the City's compliance with the Freedom of Information Act (FOIA) and applicable laws. Under the Michigan FOIA statute, the public has a right to access public records to assist in their understanding of the functioning of their government. The FOIA Division facilitates these requests and works with City departments and agencies to respond to requests received. This is accomplished by obtaining responsive records, reviewing those records, and applying statutory exemptions consistent with state law and relevant case law. The records vary from simple auto accidents and contracts to complete homicide case files, as well as sensitive records. In addition to facilitating responses to requests for records, the FOIA Division also provides advice and guidance on FOIA matters, works to ensure that searches conducted are sufficient and that the documents produced are responsive. Lastly, the FOIA Division also coordinates and calculates statutory costs and fees based on information provided by responding departments.
- **Labor & Employment** section provides legal counseling and representation for nearly 100% of all employment litigation and labor relations and administrative proceedings in which the City of Detroit or its employees are a party. Specifically, these matters include, but are not limited to, union arbitration hearings, lawsuits, Civil Service Hearings; Michigan Department of Civil Rights/Equal Employment Opportunity Commissions claims (also provide advice and counsel to CRIO); Wage and Hour Complaints; MIOSHA complaints; Veteran's Preference and, Appeals. The section also responds to client inquiries and provides legal advice and counsel to client

departments throughout the City of Detroit. Additionally, this section provides training to employees on the substance and implementation of state and federal laws and regulations which impact upon labor and employment relations (e.g. FMLA, ADA, FLSA, etc.).

- **Litigation** provides direct legal counsel and litigation services to the Office of the Mayor, City Council, municipal departments, and individual municipal employees. The Litigation Division, one of the largest civil litigation divisions in the State of Michigan, is charged with defending the City of Detroit's treasury achieved by its zealous legal advocacy and representation of the City of Detroit and its employees in personal injury, civil rights-police misconduct, commercial, municipal, and environmental lawsuits. The Litigation Division is also responsible for advising all municipal departments, employees, and elected and appointed officers regarding risk management matters.
- **Transactions and Economic Development** is responsible for providing advice and counsel to City departments, agencies, and elected officials regarding transactions involving or impacting the City of Detroit. The two major areas of responsibility are real estate matters and contracts.
- **Workers' Compensation** answers and defends all Worker's Compensation lawsuits filed against the City of Detroit; Answers and defends the City of Detroit's interests in any Worker's Compensation action that names the City of Detroit; Handles all Worker's Compensation appellate matters up to and including the Michigan Supreme Court; Coordinates with the Third-Party Administrator (CompOne) regarding Worker's Compensation litigation; Provides Advice and Counsel to the Risk Management division regarding the Worker's Compensation Act; Provides Advice and Counsel to City departments regarding Worker's Compensation law and best practices in managing Worker's Compensation risk.

## Goals, Strategic Priorities and Related City Outcomes

Goals / Strategic Priorities	Timeframe	Related City Outcome
1. Provide advice and counsel to assist the clients in achieving their business objectives with minimal legal exposure	July 2025 – June 2026	Efficient and Innovative Operations
2. Ensure staff and attorney preparedness for all legal proceedings and client contacts, always demonstrating professionalism and integrity	July 2025 – June 2026	Effective Governance
3. Defend all legal actions against the City and pursue litigation to protect the City's interests	July 2025 – June 2026	Efficient and Innovative Operations
4. Provide necessary professional skills training to all lawyers and staff to maximize the quality and efficiency of legal services delivered	July 2025 – June 2026	Efficient and Innovative Operations
5. Assist with community empowerment through vigorous prosecution of crimes and blight violations pursuant to City ordinances	July 2025 – June 2026	Safer Neighborhoods
6. Process records requests pursuant to state law	July 2025 – June 2026	Efficient and Innovative Operations
7. File affirmative litigation in Circuit Court against landowners not in compliance with the Detroit Municipal Code	July 2025 – June 2026	Vibrant and Beautiful City
8. Provide effective legal representation and timely advice and counsel in commercial and development transactions	July 2025 – June 2026	Economic Equity and Opportunity
9. Maximize the level of client satisfaction with department services	July 2025 – June 2026	Effective Governance
10. Capture billable time	July 2025 – June 2026	Efficient and Innovative Operations

## Budget By Service

Services	FY 2026 Adopted	FY 2026 Adopted FTE
Blight Litigation	\$2,069,790	10.0
Criminal Enforcement & Quality of Life Issues	\$7,070,836	45.0
Development Negotiations & Contracts	\$1,103,492	7.0
Direct Support to Departments	\$3,283,261	28.0
FOIA Response	\$442,839	4.0
Labor, Employment, & Workers' Compensation	\$530,318	3.0
Litigations & Claims	\$3,850,483	12.0
Program Management & Implementation	\$3,532,958	12.0
<b>Total:</b>	<b>\$21,883,977</b>	<b>121.0</b>

## Metrics and Data

Metrics	Data	Related Goal #
Total # of Direct Support files opened in last quarter	374	1
Total # of appeals opened in last quarter	26	3
Total # of L&E, Worker's Comp. files opened in last quarter	31	3
Total # of Litigation & Claims opened in last quarter	63 litigation and 135 claims	3
Total # of matters disposed of in last quarter	86,991	5
Total # of FOAI Response files opened in last quarter	1242	6
Total # of Blight Litigation opened in last quarter	52	7
Total # of Negotiations and Contracts opened in last quarter	513	8
Total # of Eviction Prevention & Diversion files closed in last quarter	1630	9

## Operating Budget Highlights

Initiative	FY 2026 Adopted	FY 2026 Adopted FTE
ARPA Criminal Enforcement Program Continuation (one-time)	\$920,212	8.0
The Office of Eviction Defense (one-time)	\$500,000	-

## Departmental Financial Information

	General Fund	Non-General Funds	Capital Fund	Blight Fund	Total Funds
Revenues	\$ 1,730,940	\$ -	\$ -	\$ -	\$ 1,730,940
Appropriations	\$ 21,883,977	\$ -	\$ -	\$ -	\$ 21,883,977
<b>Net Tax Cost</b>	<b>\$ 20,153,037</b>	<b>\$ -</b>	<b>\$ -</b>	<b>\$ -</b>	<b>\$ 20,153,037</b>

<b>Positions (by FTE)</b>	<b>119.00</b>	<b>2.00</b>	<b>-</b>	<b>-</b>	<b>121.00</b>
---------------------------	---------------	-------------	----------	----------	---------------

**City of Detroit**  
Fiscal 2025-2026 Budget

**Department 32 - Law Department**  
**General Fund Budget**

<b>Appropriation Cost Center</b>	<b>Full-Time Equivalent</b>	<b>Budgeted Amount</b>
<b>28320 - Effective Governance - Legislative Services</b>	<b>-</b>	<b>\$ 450,000</b>
320055 - Legislative Services	-	\$ 450,000
<b>29320 - Efficient and Innovative Operations Support - Law</b>	<b>119.00</b>	<b>\$ 21,433,977</b>
320010 - Law Administration	119.00	\$ 20,933,977
320020 - Eviction Prevention and Diversion	-	\$ 500,000
<b>General Fund Total</b>	<b>119.00</b>	<b>\$ 21,883,977</b>

**City of Detroit**  
Fiscal 2025-2026 Budget

**Department 32 - Law Department**  
**Non-General Funds Budget**

<b>Appropriation Cost Center</b>	<b>Full-Time Equivalent</b>	<b>Budgeted Amount</b>
<b>21206 - 2023 Michigan Indigent Defense Commission Grant</b>	<b>2.00</b>	<b>\$ -</b>
321111 - Law Department Grants	2.00	\$ -
<b>Non-General Fund Total</b>	<b>2.00</b>	<b>\$ -</b>



# Department 33: Mayor's Office

## Mission

The Mayor's Office mission is to grow Detroit's population and improve the quality of life for its residents. The initiatives and strategies focus on improving internal and external operations to achieve that mission.

## Operating Programs and Services

- The **Executive Office** is the administrative component of the Executive branch. The Mayor coordinates the functional grouping of City agencies. Under the Mayor's direction, the Executive Team develops and provides direction for executing the Mayor's vision and initiatives.
- The **Department of Neighborhoods** provides a direct link between the City and block clubs, community groups, business owners, faith and school leaders and residents. The team includes a Manager and Deputy Manager in each Council district to fight blight and rebuild and strengthen the fabric of neighborhoods. Managers engage thousands of residents and volunteers in major initiatives; help residents form block clubs and community associations; resolve citizens' complaints; and educate residents on City programs and policies.

## Budget by Service

Services	FY 2026 Adopted	FY 2026 Adopted FTE
Mayor's Office	\$11,076,694	69.0
<b>Total:</b>	<b>\$11,076,694</b>	<b>69.0</b>

## Operating Budget Highlights

Initiative	FY 2026 Adopted	FY 2026 Adopted FTE
Mental Health Co-Response ARPA Program Continuation (one-time)	\$186,375	3.0

## Departmental Financial Information

	General Fund	Non-General Funds	Capital Fund	Blight Fund	Total Funds
Revenues	\$ 93,000	\$ 1,109,000	\$ -	\$ -	\$ 1,202,000
Appropriations	\$ 9,967,694	\$ 1,109,000	\$ -	\$ -	\$ 11,076,694
<b>Net Tax Cost</b>	<b>\$ 9,874,694</b>	<b>\$ -</b>	<b>\$ -</b>	<b>\$ -</b>	<b>\$ 9,874,694</b>

<b>Positions (by FTE)</b>	<b>64.00</b>	<b>5.00</b>	<b>-</b>	<b>-</b>	<b>69.00</b>
---------------------------	--------------	-------------	----------	----------	--------------



**City of Detroit**  
Fiscal 2025-2026 Budget

**Department 33 - Mayor's Office**  
**General Fund Budget**

<b>Appropriation Cost Center</b>	<b>Full-Time Equivalent</b>	<b>Budgeted Amount</b>
<b>25330 - Mayor's Office - Homeland Security</b>	<b>9.00</b>	<b>\$ 1,178,028</b>
330017 - Emergency Management Awareness	9.00	\$ 1,178,028
<b>28330 - Effective Governance - City of Detroit</b>	<b>55.00</b>	<b>\$ 8,789,666</b>
330010 - Office of the Mayor	36.00	\$ 6,381,260
330012 - Mayor's Residence	-	\$ 31,000
330095 - Neighborhoods	19.00	\$ 2,377,406
<b>General Fund Total</b>	<b>64.00</b>	<b>\$ 9,967,694</b>

**City of Detroit**  
Fiscal 2025-2026 Budget

**Department 33 - Mayor's Office**  
**Non-General Funds Budget**

<b>Appropriation Cost Center</b>	<b>Full-Time Equivalent</b>	<b>Budgeted Amount</b>
<b>21517 - Homeland Security Grant Program-UASI FY26</b>	<b>4.00</b>	<b>\$ 801,000</b>
331111 - Mayor's Office Grants	4.00	\$ 801,000
<b>21518 - Harvard Business School Leadership FY26</b>	<b>1.00</b>	<b>\$ 168,000</b>
331111 - Mayor's Office Grants	1.00	\$ 168,000
<b>25331 - Mayor's Office - Halloween Initiative</b>	<b>-</b>	<b>\$ 84,000</b>
330025 - Halloween Initiative	-	\$ 84,000
<b>26330 - Mayor's Office - Spring Cleaning Initiative</b>	<b>-</b>	<b>\$ 56,000</b>
330035 - Spring Cleaning Initiative	-	\$ 56,000
<b>Non-General Fund Total</b>	<b>5.00</b>	<b>\$ 1,109,000</b>

## Department 34: Municipal Parking

### Mission

The Municipal Parking Department (MPD) provides economical on- and off-street public parking, enforces city parking ordinances, reduces parking-related congestion and pollution, improves residential quality of life, and develops parking plans to support economic development projects. The department utilizes creative strategies for parking kiosks (metered) systems, customer loyalty plans, enhanced parking experiences, maximizing the efficient deployment of parking enforcement officers, optimal visibility of citywide towing operations, and coordinated use of public and private parking systems.

### Operating Programs

- The **Auto Parking System**, pursuant to City ordinance, operates and maintains two garages, one of which is downtown and the other located in the Eastern Market District. These garages, as well as the seven city-owned lots throughout strategic neighborhood corridors, contain approximately 1,254 parking spaces. The department operates 835 parking meter kiosks that include three tariff parking zones with thirty-nine subzones that manage on-street parking.
- The **Parking Violations Bureau**, pursuant to City ordinance, manages the City's parking ticket processing and fine collection program and supervises parking regulations through its civilian ticket writing personnel (Parking Enforcement Officers). MPD processes all parking violations including the City of Detroit Police Department and all other city policing agencies. Enforcement efforts focus on ensuring public safety, creating parking availability, protecting the residential quality of life, and improving parking compliance programs.

## Goals, Strategic Priorities and Related City Outcomes

Goals / Strategic Priorities	Timeframe	Related City Outcome
1. The ParkDetroit app will expand services to include multi-mobility trip planning options and merchant rewards programming.	July 2025 – June 2026	Efficient and Innovative Operations
2. Influence the overall public/private parking system to maximize usage, reduce congestion, limit environmental impact, and facilitate economic development - MPD will market the expansion of ParkDetroit participation within the City of Detroit, and additional strategic cities in southeastern Michigan.	July 2025 – June 2026	Economic Equity and Opportunity
3. Improve existing parking assets and expand parking opportunities in the commercial corridors including enforcement of private lots	July 2025 – June 2026	Economic Equity and Opportunity
4. Improve the efficiency of the on-street and off-street parking programs - MPD will market the expansion of the ParkDetroit app usages and add 25 to 35 residential parking zones to improve quality of life.	July 2025 – June 2026	Safer Neighborhoods
5. Support the City's law enforcement strategies in parking-related concerns - Explore the potential of automated optimized enforcement routing, maintain filled PEO positions and Sr. PEO positions to support 7-day enforcement. MPD supports DPD activities through late night strategic enforcement coverage.	July 2025 – June 2026	Safer Neighborhoods
6. Optimize the effectiveness of the on-street parking enforcement program and deployment of parking, with enforcement resources for all violations (including restricted time zone violations) - MPD will conduct a curbside parking study in FY26 to assess the ability to reduce curbside congestion, create real-time flexible usage, and investigate a commercial parking monetization model. The goal will be to implement a permanent program in FY27.	July 2025 – June 2026	Efficient and Innovative Operations

## Budget By Service

Services	FY 2026 Adopted	FY 2026 Adopted FTE
Administration & Overhead	\$1,557,384	11.0
Parking Enforcement	\$5,911,253	57.0
Parking Garage Operation & On-Street Parking	\$3,699,650	27.0
<b>Total:</b>	<b>\$11,168,287</b>	<b>95.0</b>

## Metrics and Data

Metrics	Data	Related Goal #
Average Active Parking Enforcement Officer FTEs	To be collected	1
Meter Kiosks Services conducted within 3 weeks of last inspection OR Average Time between Service Repairs of Meter Repair Coverage	To be collected	3
Number of Tickets Written Annually	To be collected	2
Number of Active On-Street: EV Charging Devices:	To be collected	5
Average Number of Transient Parking within Arena District during (set timeline - weekly/monthly/etc.)	To be collected	4

## Departmental Financial Information

	General Fund	Non-General Funds	Capital Fund	Blight Fund	Total Funds
Revenues	\$ 16,916,200	\$ -	\$ -	\$ -	\$ 16,916,200
Appropriations	\$ 11,168,287	\$ -	\$ -	\$ -	\$ 11,168,287
<b>Net Tax Cost</b>	<b>\$ (5,747,913)</b>	<b>\$ -</b>	<b>\$ -</b>	<b>\$ -</b>	<b>\$ (5,747,913)</b>

<b>Positions (by FTE)</b>	<b>95.00</b>	<b>-</b>	<b>-</b>	<b>-</b>	<b>95.00</b>
---------------------------	--------------	----------	----------	----------	--------------

**City of Detroit**  
Fiscal 2025-2026 Budget

**Department 34 - Municipal Parking Department**  
**General Fund Budget**

<b>Appropriation Cost Center</b>	<b>Full-Time Equivalent</b>	<b>Budgeted Amount</b>
<b>27340 - Code Enforcement - Parking</b>	<b>95.00</b>	<b>\$ 11,168,287</b>
340010 - Parking Administration	11.00	\$ 1,299,992
340020 - Parking Maintenance	12.00	\$ 709,203
340030 - Parking Operations	2.00	\$ 675,763
340040 - Parking Meter Maintenance	7.00	\$ 1,948,751
340050 - Parking Meter Collection	6.00	\$ 365,933
340080 - Parking Violation Bureau - Administration	57.00	\$ 3,224,464
340083 - Parking Violation Bureau - Towing & Storage	-	\$ 522,685
340085 - Parking Violation Bureau - Processing & Collection	-	\$ 2,421,496
<b>General Fund Total</b>	<b>95.00</b>	<b>\$ 11,168,287</b>



# Department 35: Non-Departmental

## Mission

The Non-Departmental budget provides funds for activities which are not the responsibility of any one single agency. Non-Departmental is also the depository agency for General Fund contributions for enterprise activities and for a wide variety of General Fund revenues, including four of the five major revenues (casino revenues/wagering taxes; income taxes; property taxes; state revenue sharing) and revenues from reimbursements from enterprise/non-General Fund agencies of personal services costs, transfers from other City funds, and use of prior year surplus.

## Operating Programs and Services

The Non-Departmental budget includes the following independent boards, commissions, and/or agencies with citywide operations:

- **Board of Ethics (BoE)** investigates and resolves complaints alleging violations of the Ethics Ordinance by public servants, and issues advisory opinions regarding Charter, City ordinances or other laws and regulations establishing standards of conduct and disclosure requirements for public servants. Opinions are rendered upon request by a public servant and published annually in a report to the Mayor and City Council. These actions are “to promote an ethical environment within City government, and to ensure the ethical behavior of public servants.”
- **Board of Police Commissioners (BoPC)** is a civilian agency that exercises supervisory control and oversight of the Detroit Police Department (DPD) as set forth in the Charter. The Board has 11 members, 7 elected by District and 4 appointed by the Mayor with City Council consent. The Board meets every week including (12) community/evening meetings in the districts. Internal organization includes fiscal, policy, administrative, legal advisor, community outreach, and the Office of the Chief Investigator, which processes and investigates 1,500 - 1,700 complaints annually. Responsibilities include: in consultation with the Chief of Police and the Mayor, establishes policies, rules and regulations for the DPD; subpoena power for investigative purposes; review and approval of the DPD budget; investigation of non-criminal citizens' complaints against members of the Detroit Police Department; final authority in imposing or reviewing discipline of employees of the department; and disqualification appeals from police recruits hoping to enter the Detroit Police Academy. City Code Section 55-15-8(a) provides for regulation of towing to promote equitable distribution of police authorized towing.
- **Detroit Building Authority (DBA)** administers capital projects, as determined by City Departments. Critical functions: encumbering funds through Contracts of Lease; managing the bid, RFP/RFQ process; issuing contract awards; advising contractors of City requirements; execution of contract documents; monitor design development

and construction for each project; oversight of payments. The DBA maintains a database of all City-owned commercial property, manages the properties within the database, manages sales of property and City leases.

- **Media Services**, formerly the Detroit Cable Communications Commission (established by ordinance in 1981), is the City's local video franchising authority with direct responsibility for review and issuance of franchise agreements and permit agreements to telecommunications providers for use of the City's right-of-way for telecommunications facilities. As the City's video production and television broadcast services provider, Media Services is responsible for daily programming, operation and management of Government Access Channel 10, Education Access Channel 22, Neighborhoods Channel 21 and Public Access Channel 68. Media Services interfaces with the Mayor's Office; City Council; City departments and commissions; educational institutions; and community organizations to produce programming that is responsive to the public's diverse information needs and interests.
- **Communications Services** staff promotes a positive city image with effective communications with the City's customers - residents, business owners, employees, visitors and the media. As the communications arm, staff provides high-quality service to city agencies and elected officials in their efforts to communicate programs, initiatives and information to various audiences. Services include strategic communications planning and counseling, media relations, event planning, website management, writing, graphic design, photography and Total Copy Center services. Staff support Motor City Makeover and Halloween in the D, under the Mayor's Communications Director.
- **Pension Administration** is responsible for the administration of the employee retirement systems, and it is the governing body for the Employee Benefit Plan. The Retirement Systems fully reimburses the City of Detroit for Pension Division personnel costs.
- **Project Clean Slate** is a free criminal record expungement program operated by the City of Detroit for residents, with the goal of helping Detroiters clear their criminal records to improve access to opportunities for employment, education, and housing. Many eligible individuals do not seek expungement for several reasons: they do not know they are eligible; they are unable to afford attorney fees; they have had a negative experience with the criminal justice system; or they simply do not know how to navigate the complex process. PCS eliminates those barriers by providing free expungement services with dedicated attorney and staff support. Post-expungement, PCS also works with its clients to help them access other needed resources.

The Non-Departmental agency records the salaries and benefits for the 11 elected officials of the City of Detroit: Mayor, City Clerk, and City Council members, in the **Elected Officials Compensation** cost center. The Non-Departmental agency also records the General Fund contributions made to enterprise agencies, cultural entities, and other external entities.

General Fund Contributions	FY 2026 Adopted
Board of Ethics	\$899,788
Coleman A. Young International Airport	\$4,041,300
Detroit Department of Transportation	\$97,906,791
Detroit Transportation Corporation (People Mover)	\$7,450,000
Charles H. Wright Museum of African American History	\$2,600,000
Detroit Historical Society	\$2,000,000
Detroit Zoological Society	\$2,750,000
Eastern Market	\$300,000
Detroit Wayne Port Authority	\$300,000
Department of Public Works – Solid Waste Management	\$17,074,650

## Operating Programs and Services Details

### Board of Ethics

#### Goals, Strategic Priorities and Related City Outcomes

Goals / Strategic Priorities	Timeframe	Related City Outcome
1. Creation of an Independent Learning Management System	July 2024 – June 2028	Effective Governance
2. Outreach and Advertising	July 2024 – June 2028	Effective Governance
3. Board Training and Development	July 2024 – June 2028	Effective Governance
4. Maintaining Investigative Resources	July 2024 – June 2028	Effective Governance
5. Creation of New Positions	September 2025 – June 2028	Effective Governance

#### Budget By Service

Services	FY 2026 Adopted	FY 2026 Adopted FTE
Administrative Operations	\$799,858	4.0
Board & Staff Professional Development	\$30,465	-
Maintaining Investigative Resources	\$56,000	-
Overall Public Outreach	\$13,465	-
<b>Total:</b>	<b>\$899,788</b>	<b>4.0</b>

## Metrics and Data

Metrics	Data	Related Goal #
# of matters investigated from 2023 to 2024	44 total matters investigated in 2023; 146 matters investigated to date as of November 2024	5
# of trainings and conferences (2024)	5 attended	3
# of public servants who complete ethics training (2024)	1,532 public servants trained	1
# of public outreach events (2024)	4 events	2
# of City Employee Resource Fairs attended (2024)	5 attended	2

## Board of Police Commissioners

### Goals, Strategic Priorities and Related City Outcomes

Goals / Strategic Priorities	Timeframe	Related City Outcome
1. CITIZEN COMPLAINTS: Eliminate the backlog of citizen complaints; and implement complaint management system, processes and training to achieve timeliness, data management, quality.	July 2024 – June 2026	Safer Neighborhoods
2. COMMUNITY: Continue to improve transparency, accountability, public education, engagement, and trust around police policy and misconduct, citizen rights and responsibilities, public safety, and alternative resources through analysis and reporting, community events, social media, etc.	July 2024 – June 2026	Safer Neighborhoods
3. STAFFING: Fill vacancies of open core staff positions and restructure staffing to support short term and long-term goals.	July 2024 – June 2026	Efficient and Innovative Operations
4. PROCESSES & PROCEDURES: Update BOPC/OCI bylaws, SOPs, and advocate for the updating of union contracts and any other conflicting contracts or ordinances to align to City Charter, Open Meetings Act, Robert's Rules of Order, and to meet the needs of the public in oversight.	July 2024 – June 2026	Efficient and Innovative Operations
5. DPD POLICY: Complete an audit of DPD Policies and proposed changes based on data analysis and feedback from Commissioners, community, legal, and civil rights experts	July 2024 – June 2026	Effective Governance
6. FISCAL: Increase BOPC funding through effective budget management, grants, and donations; and increase transparency and accountability of DPD budget through audit, analysis, and reporting.	July 2024 – June 2026	Effective Governance
7. OVERSIGHT BEST PRACTICES: Continue to identify and leverage industry best practices in Law Enforcement Oversight and independent governance, leveraging NACOLE and affiliates, educational institutions, and civil rights experts.	July 2024 – June 2026	Effective Governance

## Budget By Service

Services	FY 2026 Adopted	FY 2026 Adopted FTE
Budget	\$123,777	1.0
Citizen Complaints	\$4,453,985	41.0
Policy	\$133,779	1.0
<b>Total:</b>	<b>\$4,711,541</b>	<b>43.0</b>

## Metrics and Data

Metrics	Data	Related Goal #
# of complaints completed (Jan – Oct 2024)	767 complaints completed	1 & 3

## Media and Communications Services

### Goals, Strategic Priorities and Related City Outcomes

Goals / Strategic Priorities	Timeframe	Related City Outcome
1. Administration improves quality of operations by overseeing day to day operations	July 2025 – June 2026	Effective Governance
2. The City of Detroit's social media team plays a crucial role in elevating Detroit's brand presence, fostering positive digital relationships with both residents and potential visitors, and supporting the city's long-term economic health. By strategically highlighting Detroit's latest developments, neighborhood improvements, and unique businesses, the team creates a compelling image of Detroit as a dynamic, evolving city. Engaging, authentic social media content draws in a broad audience, showcasing Detroit as a destination worth visiting, living in, and investing in. Beyond promoting Detroit's assets, the social media team includes a rapid response unit that actively addresses any negative comments or misconceptions with policy facts, statistics, and clear information on city programs and resources.	July 2025 – June 2026	Effective Governance
3. Provide high quality video/photo content that fairly and accurately represent the opportunities available to residents	July 2025 – June 2026	Effective Governance
4. Create, publicize, and promote high quality graphic design content citywide	July 2025 – June 2026	Effective Governance
5. Improve high quality content through technology	July 2025 – June 2026	Effective Governance
6. Increase awareness within the Detroit Film Community about the Film Office and the permitting policies	July 2025 – June 2026	Effective Governance
7. Provide high quality volume of print services to City department to ensure information is communicated to residents and inter-departments	July 2025 – June 2026	Effective Governance
Right of Way Permits - Approve all Rights of Way Permits in a timely manner	July 2025 – June 2026	Effective Governance



## Budget By Service

Services	FY 2026 Adopted	FY 2026 Adopted FTE
Citywide Social Media Platforms	\$1,529,862	16.0
Copy Center	\$193,797	2.0
Citywide Graphic Designs	\$180,820	2.0
Dept of Operations/Admin	\$557,530	4.0
Photography Creation Svcs.	\$281,034	3.0
Video Content Creation Svcs.	\$952,631	9.0
<b>Total:</b>	<b>\$3,695,674</b>	<b>36.0</b>

## Metrics and Data

Metrics	Data	Related Goal #
# of administrative task request	3,852 Task Request	1
# of social post annually	1200 Post across 11 platforms	2
# of completed photography service requests	832 Photo Captures	3
# of completed video creation requests	780 Video Request	3
# of completed graphic design service requests	1,560 Graphic Designs	4
# of completed written and design creation requests	1,352 Design Request	5
# of completed film permit requests	240 Film Permit Application	6
# of print production requests	640 Print Jobs	7
# of completed Rights of Way permit requests	900 service requests	8

## Project Clean Slate

### Goals, Strategic Priorities and Related City Outcomes

Goals / Strategic Priorities	Timeframe	Related City Outcome
1. Expunge convictions of Detroiters to increase access to employment, education, and housing opportunities.	July 2025 – June 2026	Economic Equity and Opportunity
2. Expunge 5,000 convictions in FY26.	July 2025 – June 2026	Economic Equity and Opportunity
3. Secure changes to the expungement legislation to improve processes and decrease time applicants must wait before seeking expungement due to convictions in the waiting period.	July 2025 – June 2026	Efficient and Innovative Operations
4. Encourage external entities to improve their processes to benefit all expungement applicants.	July 2025 – June 2026	Efficient and Innovative Operations

## Budget By Service

Services	FY 2026 Adopted	FY 2026 Adopted FTE
Expungements	\$1,564,640	12.0
<b>Total:</b>	<b>\$1,564,640</b>	<b>12.0</b>

## Metrics and Data

Metrics	Data	Related Goal #
# of Detroiters Registered	To Date: 1,572	1
# of Applications Filed	To Date: 1,016	2
# of Expungements Granted	To Date: 1,056	2
# of Expungements Denied	To Date: 12	2

## Operating Budget Highlights – Other

Initiative	FY 2026 Adopted	FY 2026 Adopted FTE
Increase to DDoT Contribution for Operations <sup>1</sup>	\$16,690,021	-
Increase to DTC (People Mover) Operations - One-Time	\$950,000	-
Increase to Solid Waste Fund Contribution for Operations	\$13,686,335	-
Opioid Crisis Response	\$1,902,459	2.0
Supplemental Risk Management Fund Contribution - One-Time	\$30,000,000	-
Workforce Investments for competitive wage rates	\$7,296,884	-
Workforce Investments in active employee benefits enhancements	\$5,000,000	-
Board of Ethics - Proportional Funding Increase for Oversight Agencies	\$308,593	-
Board of Police Commissioners – Administrative Support	\$130,000	2.0
Board of Police Commissioners – Backlog Case Support – One-Time	\$534,788	6.0
Increase for Child Education & Enrichment Support (GOAL Line)	\$500,000	-
Increase to Detroit Zoological Society Contribution for Operations	\$1,550,000	-
Increase to Historical Society Contribution for Operations	\$1,000,000	-

## Departmental Financial Information

	General Fund	Non-General Funds	Capital Fund	Blight Fund	Total Funds
Revenues	\$ 1,307,532,632	\$ 5,266,000	\$ 4,712,000	\$ 35,000,000	\$ 1,352,510,632
Appropriations	\$ 237,133,893	\$ 5,266,000	\$ 1,000,000	\$ -	\$ 243,399,893
<b>Net Tax Cost</b>	<b>\$ (1,070,398,739)</b>	<b>\$ -</b>	<b>\$ (3,712,000)</b>	<b>\$ (35,000,000)</b>	<b>\$ (1,109,110,739)</b>

<b>Positions (by FTE)</b>	<b>145.00</b>	<b>28.00</b>	<b>-</b>	<b>-</b>	<b>173.00</b>
---------------------------	---------------	--------------	----------	----------	---------------

<sup>1</sup> Does not include \$3,048,585 General Fund contribution increase for One-Time Expenditures in the DDoT Budget



**City of Detroit**  
Fiscal 2025-2026 Budget

**Department 35 - Non-Departmental  
General Fund Budget**

<b>Appropriation Cost Center</b>	<b>Full-Time Equivalent</b>	<b>Budgeted Amount</b>
<b>20866 - Over-Assessment Program</b>	<b>19.00</b>	<b>\$ -</b>
351020 - Non-Departmental	19.00	\$ -
<b>25350 - Board of Police Commissioners</b>	<b>43.00</b>	<b>\$ 4,711,541</b>
350002 - Board of Police Commissioners	43.00	\$ 4,711,541
<b>26350 - Cultural Institutions Support</b>	<b>-</b>	<b>\$ 7,650,000</b>
350093 - Detroit Historical Museum	-	\$ 2,000,000
350095 - Zoo Operations	-	\$ 2,750,000
350097 - Eastern Market Corporation	-	\$ 300,000
350290 - Charles H. Wright Museum of African American History	-	\$ 2,600,000
<b>26352 - Solid Waste Services Support</b>	<b>-</b>	<b>\$ 17,074,650</b>
350079 - Solid Waste Contribution for Operations	-	\$ 17,074,650
<b>27350 - Special Services</b>	<b>12.00</b>	<b>\$ 1,564,640</b>
350370 - Project Clean Slate Operations	12.00	\$ 1,564,640
<b>27351 - Transportation Services Support</b>	<b>-</b>	<b>\$ 111,044,567</b>
350040 - DTC Contribution for Operations	-	\$ 7,450,000
350080 - DDOT Contribution for Operations	-	\$ 97,906,791
350081 - DDoT Contribution for Legacy Debt	-	\$ 1,346,476
350090 - Airport Contribution for Operations	-	\$ 4,041,300
350140 - Detroit Port Authority	-	\$ 300,000
<b>27352 - Community Programs Support</b>	<b>-</b>	<b>\$ 1,000,000</b>
350230 - Childhood Education & Enrichment Support	-	\$ 1,000,000
<b>28351 - Board of Ethics</b>	<b>4.00</b>	<b>\$ 899,788</b>
350165 - Board of Ethics	4.00	\$ 899,788
<b>28352 - Media Services &amp; Communications</b>	<b>17.00</b>	<b>\$ 1,572,674</b>
350326 - Media Services	17.00	\$ 1,572,674
<b>28354 - Elected Officials Compensation</b>	<b>11.00</b>	<b>\$ 2,038,315</b>
350007 - Elected Officials' Compensation	11.00	\$ 2,038,315
<b>29350 - Citywide Overhead</b>	<b>8.00</b>	<b>\$ 89,577,718</b>
350020 - Dues & Memberships	-	\$ 400,660
350220 - Claims Fund (Insurance Premiums)	-	\$ 42,100,000
350310 - Detroit Building Authority	8.00	\$ 1,530,563
350800 - Centralized Payments	-	\$ 33,249,611
350980 - Workforce Investments	-	\$ 12,296,884
<b>29351 - Pension-Related Payments</b>	<b>31.00</b>	<b>\$ -</b>
350015 - Pension Benefits Administration	31.00	\$ -
<b>General Fund Total</b>	<b>145.00</b>	<b>\$ 237,133,893</b>

**City of Detroit**  
Fiscal 2025-2026 Budget

**Department 35 - Non-Departmental  
Non-General Funds Budget**

<b>Appropriation Cost Center</b>	<b>Full-Time Equivalent</b>	<b>Budgeted Amount</b>
<b>21152 - Byrne Discretionary Community Project Grant - Project Clean Slate</b>	<b>6.00</b>	<b>\$ -</b>
350370 - Project Clean Slate Operations	6.00	\$ -
<b>21243 - Opioid Settlement Proceeds</b>	<b>2.00</b>	<b>\$ 3,143,000</b>
350030 - Other Operations Services	2.00	\$ 3,143,000
<b>21262 - 2023 Simon Foundation Project Clean Slate Grant</b>	<b>1.00</b>	<b>\$ -</b>
350370 - Project Clean Slate Operations	1.00	\$ -
<b>28353 - Cable TV</b>	<b>19.00</b>	<b>\$ 2,123,000</b>
350324 - P.E.G. Fees	19.00	\$ 2,123,000
<b>Non-General Fund Total</b>	<b>28.00</b>	<b>\$ 5,266,000</b>

**City of Detroit**  
Fiscal 2025-2026 Budget

**Department 35 - Non-Departmental  
Capital Fund Budget**

<b>Appropriation Cost Center</b>	<b>Full-Time Equivalent</b>	<b>Budgeted Amount</b>
<b>20507 - CoD Capital Projects</b>	-	\$ 1,000,000
350290 - Charles H. Wright Museum of African American History	-	\$ 1,000,000
<b>Capital Fund Total</b>	-	\$ 1,000,000

# Department 36:

## Housing & Revitalization Department

### Mission

HRD improves quality of life in Detroit neighborhoods through community and economic development programs, and affordable housing. HRD works through community organizations and affordable housing developers to increase the vitality of neighborhoods through investment and administration of federal housing and community development funding.

### Operating Programs and Services

- **Administration and Finance Division** promotes and maintains fiscal responsibility, regulatory compliance and accurate reporting of federal, state, local and philanthropic awards. The division includes Departmental Grant Management, Financial Management, Environmental and Historic Review, Labor Compliance and General Office Management.
- **Development and Investment Services** provides comprehensive services, including pre-development, sale of land, underwriting, investing, and asset management, to for- and non-profit developers seeking to develop primarily affordable housing and community facilities. Includes the Asset Management, Development Services, Development Underwriting, Public-Private Partnerships, and Special Initiatives divisions.
- **Home Repair and Rehabilitation** empowers Detroiters by providing critical home repair services. This allows homeowners to achieve greater stability through physical improvements to their properties. The division encompasses key programs such as Bridging Neighborhoods, CDBG-Disaster Recovery Private Sewer Repair, Federal Home Repair (Lead Hazard Reduction/Senior Emergency Home Repair), Accessibility Repair, and Renew Detroit. Each is tailored to address specific housing needs and financial circumstances.
- **Housing and Neighborhood Services** provides housing stability support services to Detroiters at risk of forceable displacement or homelessness and provides impact driven Community Development Block Grant (CDBG) funding to low-to-moderate income persons to help stabilize neighborhoods and sustain a healthy and safe environment for city of Detroit residents. Includes the Housing Services, Homelessness Solutions, and Neighborhood Services divisions.
- **Programmatic and Departmental Operations** supports sound programmatic and operational performance through departmental grant management procedures, program evaluation and development, systems improvement, and supporting Detroiters. Includes the Immigrant and Refugees and Economic Inclusion, Policy Development and Implementation, and Programmatic Operations divisions.



- **Workforce and Economic Development** provides pathways and training programs to help connect Detroiters to job opportunities in growing career sectors and supports the growth and development of Detroit through supporting small businesses, managing public-private partnerships, managing large-scale development projects, and assisting new entrepreneurs and startups with navigating City processes. Includes staffing support for Detroit at Work and the Detroit Economic Growth Corporation, as well as fund the Grow Detroit's Young Talent and Motor City Match grant programs.

## Goals, Strategic Priorities and Related City Outcomes

Goals / Strategic Priorities	Timeframe	Related City Outcome
1. Facilitate delivery of housing and neighborhood opportunities, housing stability services and public servicing facilities by providing technical assistance, direct services and funding	July 2024 – June 2026	Economic Equity & Opportunity
2. Deliver high-quality service to stakeholders through clear, user-focused communication and program/service delivery	July 2024 – June 2026	Effective Governance
3. Reliably steward all public funding through adherence with rules, regulations and spending targets; maintain a 5-year strategic financial plan to ensure the department has a clear financial vision as stimulus funding is exhausted	July 2024 – June 2026	Effective Governance
4. Provide HRD employees with appropriate software and hardware to carry out all functions of departments; including public facing services; achieve departmental training plan for baseline and specialty knowledge	July 2024 – June 2026	Efficient & Innovative Operations

## Budget By Service

Services	FY 2026 Adopted	FY 2026 Adopted FTE
Administration & Finance	\$6,695,230	30.0
Development & Investment Services	\$41,344,773	56.0
Home Repair & Rehabilitation	\$20,216,110	58.0
Homeless Services	\$8,400,000	17.0
Housing & Neighborhood Services	\$12,347,789	45.0
Programmatic & Departmental Operations	\$1,604,353	15.0
<b>Total:</b>	<b>\$90,608,255</b>	<b>221.0</b>

## Metrics and Data

Metrics	Data	Related Goal #
ODG Grant Performance Rating	Overall grant performance at 93%	3
Affordable Housing Units created or preserved	2,400 new and 8,000 preserved	1,2
Number of Households successfully rehoused	3,484	1,2
Number of Households/homes served	757	1,2
Number of policies and procedures up to date	62%	4
Number of youths served	1,200	1,2

## Operating Budget Highlights

Initiative	FY 2026 Adopted	FY 2026 Adopted FTE
Homeless Services (General Fund)	\$8,400,000	17.0
Affordable Housing Development and Preservation Fund	\$2,850,000	1.0
Payment in Lieu of Taxes (Pilot Program)	\$376,914	3.0
Entrepreneurship Challenge Grants	\$200,000	-
Choice Neighborhoods Implementation (CNI) Grant to Preserve Housing Affordability	-	3.0
Mental Health Co-Response	\$215,270	2.0
Opioid Crisis Response <sup>1</sup>	-	3.0
Lead Based Paint Encapsulation Program (one-time)	\$2,200,000	-
Eviction Prevention and Diversion (one-time)	\$1,000,000	-
Home Repair Program – General Fund (one-time)	\$2,000,000	-
Community Land Trust Funding (one-time)	\$3,712,000	-
Universal Design Voucher Program (one-time)	\$500,000	-
Asset Protection Program (one-time)	\$200,000	-
0% Interest Loan Program – General Fund (one-time)	\$200,000	-
Workforce Housing Fund (one-time)	\$500,000	-
Support of Cultural Events – DEGC (one-time)	\$20,000	-
NextUp 313 Program – DEGC	\$150,000	-
BSEED Concierge Project Management – Jobs & Economy Team (one-time)	\$600,000	-
Apprenticeship Program for Skilled Trades – DESC	\$250,000	-
Study on Skilled Trade Student Pipeline for DEGC Projects – DESC (one-time)	\$50,000	-
Pilot in Brightmoor Area for Upskilling & Workforce Dev – DESC (one-time)	\$1,000,000	-

<sup>1</sup> Funded via prior year surplus in Appropriation 21243 – Opioid Settlement Proceeds

## Departmental Financial Information

	General Fund	Non-General Funds	Capital Fund	Blight Fund	Total Funds
Revenues	\$ 5,068,236	\$ 42,941,434	\$ -	\$ -	\$ 48,009,670
Appropriations	\$ 43,354,821	\$ 43,541,434	\$ 3,712,000	\$ -	\$ 90,608,255
<b>Net Tax Cost</b>	<b>\$ 38,286,585</b>	<b>\$ 600,000</b>	<b>\$ 3,712,000</b>	<b>\$ -</b>	<b>\$ 42,598,585</b>

<b>Positions (by FTE)</b>	<b>97.00</b>	<b>124.00</b>	<b>-</b>	<b>-</b>	<b>221.00</b>
---------------------------	--------------	---------------	----------	----------	---------------



**City of Detroit**  
Fiscal 2025-2026 Budget

**Department 36 - Housing & Revitalization Department**  
**General Fund Budget**

<b>Appropriation Cost Center</b>	<b>Full-Time Equivalent</b>	<b>Budgeted Amount</b>
<b>26360 - Community Development</b>	<b>7.00</b>	<b>\$ 8,235,240</b>
360050 - Mental Health Co-Response	2.00	\$ 215,270
360146 - HRD EITC Support	-	\$ 213,716
360150 - Community Development Initiatives	-	\$ 7,121,000
365704 - Program Development & Implementation	5.00	\$ 685,254
<b>26361 - Detroit Housing Network GF</b>	<b>44.00</b>	<b>\$ 11,658,012</b>
360103 - Neighborhood & Housing Svcs GF	19.00	\$ 2,319,394
360106 - Occupied Buyback Outreach	5.00	\$ 419,367
360136 - Homeless Services	17.00	\$ 8,400,000
365080 - Immigration Affairs	3.00	\$ 519,251
<b>26362 - Affordable Housing Underwriting and Development</b>	<b>22.00</b>	<b>\$ 4,859,097</b>
360125 - Housing Underwriting GF Staffing	3.00	\$ 571,601
360130 - Community Development	-	\$ 1,520,000
360131 - Real Estate_City	7.00	\$ 1,001,131
365703 - OPPP Direct - Tax Incentives, Policy, & Development	12.00	\$ 1,766,365
<b>26364 - Affordable Housing Development and Preservation Fund</b>	<b>1.00</b>	<b>\$ 2,850,000</b>
360072 - Housing Affordability	1.00	\$ 2,850,000
<b>26365 - Neighborhood Improvement Fund</b>	<b>4.00</b>	<b>\$ 999,945</b>
360130 - Community Development	4.00	\$ 999,945
<b>27360 - Economic Development Programs</b>	<b>11.00</b>	<b>\$ 7,181,664</b>
360133 - Jobs & Economy Team	11.00	\$ 1,914,175
360134 - Economic Development Corporation	-	\$ 676,000
360135 - Economic Growth Corporation	-	\$ 2,091,489
365008 - HRD Economic Dev & Small Business Dev	-	\$ 2,500,000
<b>27361 - Workforce Development Programs</b>	<b>-</b>	<b>\$ 3,965,000</b>
365007 - Economic Development Summer Jobs Program	-	\$ 2,000,000
365012 - Detroit Employment Services Corp	-	\$ 1,965,000
<b>29360 - Housing &amp; Revitalization Dept Administration</b>	<b>8.00</b>	<b>\$ 3,605,863</b>
360054 - Administration Indirect Costs	6.00	\$ 1,413,276
365702 - Administration (Indirect) - Records/Audit & Admin Support	2.00	\$ 190,987
365709 - HRD Indirect Cost	-	\$ 2,001,600
<b>General Fund Total</b>	<b>97.00</b>	<b>\$ 43,354,821</b>

**Department 36 - Housing & Revitalization Department**  
**Non-General Funds Budget**

<b>Appropriation Cost Center</b>	<b>Full-Time Equivalent</b>	<b>Budgeted Amount</b>
<b>04139 - HRD Detroit Area Pre-College Engineering Program NOF</b>	-	\$ 68,719
360238 - DAPCEP	-	\$ 68,719
<b>04178 - HRD World Medical Relief</b>	-	\$ 68,719
360263 - World Medical Relief	-	\$ 68,719
<b>05149 - HRD St Patrick Senior Center</b>	-	\$ 70,719
360454 - St Patrick Senior Center	-	\$ 70,719
<b>05178 - HRD Wellspring</b>	-	\$ 70,719
360469 - Wellspring	-	\$ 70,719
<b>05544 - HRD SWDBA</b>	-	\$ 65,719
360558 - SWDBA	-	\$ 65,719
<b>05797 - HRD Eight Mile Boulevard BG</b>	-	\$ 25,000
360600 - Eight Mile Boulevard BG	-	\$ 25,000
<b>05897 - HRD Mosaic Youth Theatre</b>	-	\$ 68,719
360619 - Mosaic Youth Theatre	-	\$ 68,719
<b>05980 - Big Brother Big Sisters</b>	-	\$ 65,351
360631 - Big Brothers_Big Sisters	-	\$ 65,351
<b>06709 - HRD International Institute</b>	-	\$ 70,751
360772 - International Institute	-	\$ 70,751
<b>07523 - HRD Accounting Aid Society</b>	-	\$ 70,719
360901 - Accounting Aid Society	-	\$ 70,719
<b>10124 - St. Vincent and Sarah Fisher Center</b>	-	\$ 70,719
362635 - St. Vincent & Sarah Fisher Center	-	\$ 70,719
<b>10409 - HRD Economic Development Small Business Development</b>	-	\$ 1,500,000
362742 - Housing CDBG Match - Lead Grant	-	\$ 1,500,000
<b>10620 - HRD Jefferson East Business Association</b>	-	\$ 65,719
363059 - Jefferson East Business Association	-	\$ 65,719
<b>10663 - HRD Neighborhood Legal Services Michigan</b>	-	\$ 68,719
363079 - Neighborhood Legal Services Michigan	-	\$ 68,719
<b>11167 - HRD Greening of Detroit</b>	-	\$ 70,719
363124 - Greening of Detroit	-	\$ 70,719
<b>11496 - HRD Public Facility Rehabilitation</b>	-	\$ 500,000
364040 - Public Facility Rehabilitation	-	\$ 500,000
<b>11547 - HRD Clark Park</b>	-	\$ 68,719
366996 - Clark Park	-	\$ 68,719
<b>11554 - HRD Mercy Education Project</b>	-	\$ 70,719
361741 - Mercy Education Project	-	\$ 70,719
<b>12168 - HRD Homeless Public Services</b>	-	\$ 2,460,868
364050 - Homeless Public Service	-	\$ 2,395,517
365516 - Forgotten Harvest	-	\$ 65,351
<b>12414 - Central Detroit Christian CDC</b>	-	\$ 65,351
367151 - Central Detroit Christian CDC	-	\$ 65,351

**City of Detroit**  
Fiscal 2025-2026 Budget

**Department 36 - Housing & Revitalization Department**  
**Non-General Funds Budget**

<b>Appropriation Cost Center</b>	<b>Full-Time Equivalent</b>	<b>Budgeted Amount</b>
<b>13170 - HRD Neighborhood Outreach &amp; Administration</b>	<b>11.00</b>	<b>\$ 1,972,909</b>
365706 - Neighborhood & Housing Svcs - Homeless Svcs	6.00	\$ 936,714
365707 - Programmatic Underwriting - NOF & CDBG	5.00	\$ 1,036,195
<b>13171 - HRD HOME Administration</b>	<b>6.00</b>	<b>\$ 7,979,928</b>
363001 - HOME CHDO Project Financing	-	\$ 7,182,272
365160 - HOME Administration	6.00	\$ 797,656
<b>13340 - HRD Emergency Solutions Grant</b>	<b>2.00</b>	<b>\$ 2,916,172</b>
361507 - Emergency Solutions Grant - Staff	2.00	\$ 217,080
361508 - Emergency Solutions Grant - Projects	-	\$ 2,699,092
<b>13397 - HRD Teen Hype</b>	<b>-</b>	<b>\$ 70,719</b>
367227 - Teen Hype	-	\$ 70,719
<b>13529 - HRD Section 108 Loans</b>	<b>-</b>	<b>\$ 3,484,486</b>
364087 - Garfield II Section 108 Loan	-	\$ 1,222,510
364089 - Book Cadillac Section 108 Loan	-	\$ 177,396
364090 - Fort Shelby Section 108 Loan	-	\$ 2,084,580
<b>13556 - HRD Urban Neighborhood Initiatives</b>	<b>-</b>	<b>\$ 70,719</b>
367232 - Urban Neighborhood Initiatives	-	\$ 70,719
<b>13562 - HRD The Youth Connection</b>	<b>-</b>	<b>\$ 68,719</b>
367237 - The Youth Connection	-	\$ 68,719
<b>13609 - HRD CDBG Housing Rehabilitation</b>	<b>-</b>	<b>\$ 1,000,000</b>
364067 - CDBG Housing Rehabilitation	-	\$ 1,000,000
<b>13837 - HRD Summer Jobs Program &amp; Motor City Match</b>	<b>-</b>	<b>\$ 1,500,000</b>
365007 - Economic Development Summer Jobs Program	-	\$ 1,500,000
<b>13840 - SEED</b>	<b>-</b>	<b>\$ 70,719</b>
363231 - SEED	-	\$ 70,719
<b>20153 - HRD Conventional Home Repairs</b>	<b>-</b>	<b>\$ 2,957,190</b>
364113 - Conventional Home Repairs	-	\$ 2,957,190
<b>20156 - Siena Literacy Center</b>	<b>-</b>	<b>\$ 70,719</b>
364116 - Siena Literacy Center	-	\$ 70,719
<b>20234 - HRD Administration Direct - Reporting &amp; Compliance</b>	<b>22.00</b>	<b>\$ 3,089,367</b>
365701 - Administration Direct - Reporting & Compliance	22.00	\$ 3,089,367
<b>20238 - HRD Housing Underwriting - Multi Family</b>	<b>7.00</b>	<b>\$ 1,819,101</b>
365705 - Housing Underwriting - Multi Family	7.00	\$ 1,819,101
<b>20413 - Bridging Neighborhoods Fund</b>	<b>10.00</b>	<b>\$ -</b>
360145 - Bridging Neighborhoods Program	10.00	\$ -
<b>20488 - Luella Hannan Memorial</b>	<b>-</b>	<b>\$ 70,719</b>
361111 - HRD Grants	-	\$ 70,719
<b>20541 - FY18 Pre-Development Affordable Housing</b>	<b>-</b>	<b>\$ 1,500,000</b>
361111 - HRD Grants	-	\$ 1,500,000
<b>20630 - My Community Dental Center</b>	<b>-</b>	<b>\$ 70,719</b>
361111 - HRD Grants	-	\$ 70,719

**City of Detroit**  
Fiscal 2025-2026 Budget

**Department 36 - Housing & Revitalization Department**  
**Non-General Funds Budget**

<b>Appropriation Cost Center</b>	<b>Full-Time Equivalent</b>	<b>Budgeted Amount</b>
<b>20636 - Community Development Housing Activities</b>	<b>21.00</b>	<b>\$ 3,713,547</b>
365110 - Housing Services - Single Family Rehab	21.00	\$ 3,713,547
<b>20639 - FY19 Lead Hazard Reduction Program</b>	<b>2.00</b>	<b>\$ -</b>
361111 - HRD Grants	2.00	\$ -
<b>20735 - 2020 Lead Hazard Reduction Grant</b>	<b>3.00</b>	<b>\$ -</b>
361111 - HRD Grants	3.00	\$ -
<b>20792 - Project Healthy Community</b>	<b>-</b>	<b>\$ 70,719</b>
361111 - HRD Grants	-	\$ 70,719
<b>20813 - CDBG-CV CARES ACT funds</b>	<b>1.00</b>	<b>\$ -</b>
360024 - CDBG-CV Administration	1.00	\$ -
<b>20928 - HRD HOPWA Administration</b>	<b>1.00</b>	<b>\$ 105,104</b>
361111 - HRD Grants	1.00	\$ 105,104
<b>20931 - Single Family Home Ownership Program</b>	<b>-</b>	<b>\$ 2,000,000</b>
361111 - HRD Grants	-	\$ 2,000,000
<b>20971 - FY 21 for Choice Neighborhoods Implementation Grant</b>	<b>3.00</b>	<b>\$ -</b>
360010 - Administration_360010	3.00	\$ -
<b>20991 - Home-ARP Project Costs</b>	<b>4.00</b>	<b>\$ -</b>
360102 - HOME-ARP Administration	4.00	\$ -
<b>21102 - FY22 LBPHR-Healthy Homes Production HHP- Grant</b>	<b>2.00</b>	<b>\$ -</b>
361111 - HRD Grants	2.00	\$ -
<b>21217 - CDBG Public Facility Rehab/Infrastructure</b>	<b>3.00</b>	<b>\$ 393,497</b>
365707 - Programmatic Underwriting - NOF & CDBG	3.00	\$ 393,497
<b>21218 - CDBG Programmatic Operations</b>	<b>5.00</b>	<b>\$ 894,099</b>
361111 - HRD Grants	4.00	\$ 756,332
365707 - Programmatic Underwriting - NOF & CDBG	1.00	\$ 137,767
<b>21223 - FY22 Lead-Based Paint Hazard Reduction Grant</b>	<b>3.00</b>	<b>\$ -</b>
361111 - HRD Grants	3.00	\$ -
<b>21243 - Opioid Settlement Proceeds</b>	<b>3.00</b>	<b>\$ -</b>
360122 - HRD Opioid Settlement	3.00	\$ -
<b>21252 - Give Merit</b>	<b>-</b>	<b>\$ 65,351</b>
361111 - HRD Grants	-	\$ 65,351
<b>21254 - Detroit Horsepower</b>	<b>-</b>	<b>\$ 68,719</b>
361111 - HRD Grants	-	\$ 68,719
<b>21272 - CDBG-DR</b>	<b>12.00</b>	<b>\$ -</b>
360139 - CDBGDR21- Admin	4.00	\$ -
360140 - CDBGDR21-Planning	1.00	\$ -
360143 - CDBGDR21-Det-PDRP	7.00	\$ -
<b>21363 - Comprehensive Opioid Stimulant</b>	<b>2.00</b>	<b>\$ -</b>
361111 - HRD Grants	2.00	\$ -
<b>21392 - Math Corp</b>	<b>-</b>	<b>\$ 65,351</b>
361111 - HRD Grants	-	\$ 65,351

**City of Detroit**  
Fiscal 2025-2026 Budget

**Department 36 - Housing & Revitalization Department**  
**Non-General Funds Budget**

<b>Appropriation Cost Center</b>	<b>Full-Time Equivalent</b>	<b>Budgeted Amount</b>
<b>21395 - Avalon Healing Center</b>	-	\$ <b>68,719</b>
361111 - HRD Grants	-	\$ 68,719
<b>21397 - First Step</b>	-	\$ <b>65,351</b>
361111 - HRD Grants	-	\$ 65,351
<b>21399 - Gay Elders of Metro Detroit dba MiGEN</b>	-	\$ <b>70,351</b>
361111 - HRD Grants	-	\$ 70,351
<b>21415 - Medicaid CHIP Community Development Lead Hazard Control Program</b>	<b>1.00</b>	\$ -
361111 - HRD Grants	1.00	\$ -
<b>21503 - Housing Counseling Services</b>	-	\$ <b>800,000</b>
361111 - HRD Grants	-	\$ 800,000
<b>21524 - Teach Empower Achieve (TEA)</b>	-	\$ <b>65,719</b>
361111 - HRD Grants	-	\$ 65,719
<b>21525 - Detroit African Youth Development Organization (DAYDO)</b>	-	\$ <b>65,351</b>
361111 - HRD Grants	-	\$ 65,351
<b>21526 - Northend Village Nonprofit</b>	-	\$ <b>65,351</b>
361111 - HRD Grants	-	\$ 65,351
<b>21527 - Southwest Detroit Immigrant and Refugee Center</b>	-	\$ <b>65,351</b>
361111 - HRD Grants	-	\$ 65,351
<b>27360 - Economic Development Programs</b>	-	\$ <b>600,000</b>
360133 - Jobs & Economy Team	-	\$ 600,000
<b>Non-General Fund Total</b>	<b>124.00</b>	\$ <b>43,541,434</b>

City of Detroit  
Fiscal 2025-2026 Budget

Department 36 - Housing & Revitalization Department  
Capital Fund Budget

Appropriation Cost Center	Full-Time Equivalent	Budgeted Amount
20507 - CoD Capital Projects	-	\$ 3,712,000
360131 - Real Estate_City	-	\$ 3,712,000
Capital Fund Total	-	\$ 3,712,000

# Department 37: Detroit Police Department

## Mission

The mission of the Detroit Police Department (DPD) is to encourage thoughtful decision-making, and a strong sense of community responsibility through education, equity, empathy, professionalism, transparency, and policing standards properly informed by community input and civic leadership.

## Operating Programs and Services

- **Administration and Operating Infrastructure** promotes and maintains fiscal responsibility, regulatory compliance, and accurate reporting. The Office of Professional Development (OPD) is responsible for the professional development of DPD members as well as servicing the organizational needs of the Department, including radio and telephone communications, acquiring, allocating, and inventory of equipment and facilities. Units include Support Services Bureau, Management Services Section, Payroll, Detroit Detention Center, Forfeiture Unit, Licensing Unit, Abandoned Vehicle Task Force, Secondary Employment, Resource Management, Facilities Management, Stockroom, Firearms Inventory and Fleet Management.
- **Chief's Neighborhood Liaison** stabilizes neighborhoods and sustains a healthy and safe environment for residents. The Office of Workplace & Community Resiliency strengthens relationships with residents and the community. Internally, Peer Support, Committee on Race and Equality (C.O.R.E.) and DPD Fit University holistically focus on providing support and resources to department members. Procedural Justice/Police Legitimacy Division will repair, strengthen, and bridge gaps between the Department and the community. The Mental Health Co-Response Partnership Program continues to expand to all twelve (12) Precincts.
- **Communications Operations** services over 277,000 police calls (average of 758 per day) and over 90,000 priority 1 calls (average of 250 per day).
- **Crime Code Enforcement** is comprised of Major Crimes and Organized Crime. Major Crimes includes Homicide Section, Arson Unit, Special Victims Unit, Child Abuse Unit, Domestic Violence Unit, Investigative Operations including Crime Scene Services, Property Control, Detectives, and NIBIN in partnership with the ATF. Organized Crime includes Major Violators Section, Vice Enforcement, Prisoner Processing, Commercial Auto Theft Unit, Violent Crime Task Force/Violent Gang Task Force (VCTF/ VGTF), and Fire Investigation Unit.
- **Crime Intelligence Unit** collects and shares information and intelligence and has identified countless violent felons.
- **Police Emergency Response** is provided through Eastern and Western Operations, which includes the eleven (11) police precincts and Gaming and Downtown Services, and through Crime Control Strategies which includes the following units:



*Metropolitan Division* which operates units and task forces with highly diverse and specialized subject-matter experts to respond to critical incidents, gather intelligence, and assist with high crime areas and special events requests of each Precinct/Bureau; *Traffic Enforcement Unit*; the *Special Response Team (SRT)* for intense situations such as armed barricaded gunperson scenes, hostage rescue operations, high-risk search/arrest warrants, and terrorist incidents; *Canine (K9)* to track missing persons, wanted felons, and conduct narcotic, article, building and explosive searches; *Bomb Squad*; *Air Support*; the *Harbormaster Unit*; *Maritime Operations* for rescue and recovery; and the *Tactical Services Section* for reduction of violent crime through directed patrol and enforcement. Mounted deploys with the Mobile Field Force during critical incidents in addition to working special events.

- **Public Services** provides continuous social work and supportive services to the victims, families and communities affected by Sexual Assault, Domestic Violence-Intimate Partner Violence, (IPV), Homicide, and Other Assaultive Crimes within Detroit. The Victims Assistance Unit provides services to restore physical and emotional health.

## Goals, Strategic Priorities and Related City Outcomes

Goals / Strategic Priorities	Timeframe	Related City Outcome
1. A robust energetic DPD focused on reducing crime throughout the city so residents can freely walk the streets without fear. This focus will target repeat violent offenders and bring them to justice if they continue their violent ways	July 2025 – June 2029	Safer Neighborhoods
2. An effective crime prevention strategy to dramatically reduce violent crime in neighborhoods	July 2025 – June 2029	Safer Neighborhoods
3. A community that truly shares responsibility for setting the standard for safety and security in every neighborhood; where community members vocally express their intolerance for aberrant criminal and deviant behavior that damages their neighborhood's quality of life	July 2025 – June 2029	Vibrant and Beautiful City
4. Strong community collaboration with DPD in areas of policy development, strategical and tactical development, transparency, and the sharing of responsibility between police and community to achieve the goal of effective crime reduction and safety throughout the city	July 2025 – June 2029	Efficient and Innovative Operations
5. Strong performance management initiatives– including a problem-solving Compstat– that will ensure all employees are accountable	July 2025 – June 2029	Efficient and Innovative Operations
6. A strengthened commitment to problem solving as a key for reducing repeat situations of concern requiring police attention	July 2025 – June 2029	Effective Governance
7. Internal police management practices that show respect for employees and value the work they do, pushing down authority within the organization to be creative problem solvers within policy guidelines	July 2025 – June 2029	Effective Governance
8. A leaner police organization that provides value for money spent by the citizens of Detroit for policing services	July 2025 – June 2029	Efficient and Innovative Operations
9. Stronger integration between police and other city agencies in providing services to those with problems that may result in violent or destructive behavior	July 2025 – June 2029	Safer Neighborhoods
10. High levels of satisfaction with police performance in meeting community needs, resulting in higher levels of police legitimacy in the community and increased confidence that the police are treating everyone with respect, regardless of the circumstances.	July 2025 – June 2029	Economic Equity and Opportunity
11. Maximizing police officers assigned to neighborhood policing through reducing specialization of certain functions	July 2025 – June 2029	Efficient and Innovative Operations
12. Widespread acknowledgement in the community that “cops count” in maintaining Detroit as a great place to live and work	July 2025 – June 2029	Vibrant and Beautiful City
13. A strong commitment to assisting victims of crime, to lessen the impact of criminal events on their lives and well-being	July 2025 – June 2029	Safer Neighborhoods
14. Powerful ethics focused on truthfulness at all times and a commitment to excellence in community service through the organization	July 2025 – June 2029	Vibrant and Beautiful City

## Budget By Service

Services	FY 2026 Adopted	FY 2026 Adopted FTE
Communications Operations	\$22,625,643	270.0
Community Engagement	\$7,089,206	55.0
Crime Analysis & Prevention	\$13,322,716	147.0
Criminal Investigations	\$39,105,779	348.0
Detroit Detention Center	\$18,243,030	62.0
Downtown Services	\$12,433,051	113.0
Eastern Operations (3rd, 5th, 7th, 9th, 11th Pcts)	\$91,718,503	732.0
Executive Protection Unit	\$2,606,818	21.0
Fiscal Operations	\$2,329,781	34.0
Gaming Unit	\$4,117,105	33.0
Major Case Investigation	\$33,532,182	196.0
Management Services	\$9,968,728	81.0
Narcotics Forfeiture Activity	\$1,206,363	7.0
Office of Internal Affairs	\$5,689,358	42.0
Office of the Assistant Chief	\$3,793,835	27.0
Office of the Chief	\$3,749,337	31.0
Police Fleet Management	\$2,228,366	10.0
Police Grants	\$7,774,910	37.0
Police Human Resources	\$8,724,968	60.0
Police Medical	\$1,605,883	14.0
Police Towing Operations	\$5,600,000	28.0
Resource Management	\$6,039,621	25.0
Tactical Services & Operations	\$17,882,700	118.0
Training	\$10,273,353	62.0
Transit Police Division	\$4,825,953	45.0
Victims Assistance Services	\$1,171,820	13.0
Western Operations (2nd, 4th, 6th, 8th, 10th, 12th Precincts)	\$117,747,052	911.0
<b>Total:</b>	<b>\$455,406,061</b>	<b>3,522.0</b>

## Metrics and Data

Metrics	Data	Related Goal #
# of citizens patrol groups in 2024	18 groups	4
# of 911 calls received / answered in 2024	1,035,545 calls received / 968,423 calls answered	13
# of community policing programs in 2024	467 programs	4
Yearly non-fatal shooting closure rate in 2024	45%	1
Yearly homicide case closure rate in 2024	59%	1
Requisitions created per month (average) in 2024	63 reqs per mo. / 754 reqs total	8
Police fleet cars deployed monthly (average) in 2024	14 cars per mo. / 173 cars total	11
Grant money awarded yearly in 2024	\$5,563,262	13
Facility requests completed per month (average) in 2024	75 reqs per mo. / 895 reqs total	12
Police towing – monthly average percent hook rate in 2024	29.5%	9
Part 1 crime in Eastern Operations	18,864 part 1 crimes	1
Part 1 crime in Western Operations	21,573 part 1 crimes	1

## Operating Budget Highlights

Initiative	FY 2026 Adopted	FY 2026 Adopted FTE
Intelligence Specialists salary increase	\$462,184	-
Contractual costs for maintenance and operations of new helicopter	\$827,612	-
Traffic Control Officers salary increase	\$270,000	-
SEIU Forensic Technicians and Crime Analysts salary increase	\$800,000	-

## Departmental Financial Information

	General Fund	Non-General Funds	Capital Fund	Blight Fund	Total Funds
Revenues	\$ 86,008,726	\$ 18,805,856	\$ -	\$ -	\$ 104,814,582
Appropriations	\$ 436,600,205	\$ 18,805,856	\$ -	\$ -	\$ 455,406,061
<b>Net Tax Cost</b>	<b>\$ 350,591,479</b>	<b>\$ -</b>	<b>\$ -</b>	<b>\$ -</b>	<b>\$ 350,591,479</b>

<b>Positions (by FTE)</b>	<b>3,379.00</b>	<b>143.00</b>	<b>-</b>	<b>-</b>	<b>3,522.00</b>
---------------------------	-----------------	---------------	----------	----------	-----------------

**City of Detroit**  
Fiscal 2025-2026 Budget

**Department 37 - Detroit Police Department**  
**General Fund Budget**

<b>Appropriation Cost Center</b>	<b>Full-Time Equivalent</b>	<b>Budgeted Amount</b>
<b>00321 - Police Secret Service Fund</b>	-	\$ 58,401
370740 - Secret Service Operation	-	\$ 58,401
<b>00380 - Police Grant Contributions</b>	-	\$ 1,345,442
370710 - Grant Contribution-Cash	-	\$ 1,345,442
<b>25370 - Criminal Code Enforcement</b>	<b>662.00</b>	<b>\$ 90,462,260</b>
370430 - Office of the Dep Chief - Detective Bureau	8.00	\$ 1,539,083
370440 - Organized Crime	227.00	\$ 25,467,564
370500 - Major Crimes	196.00	\$ 33,532,182
370525 - Metro Division	118.00	\$ 17,882,700
370568 - Investigative Operations	113.00	\$ 12,040,731
<b>25372 - Police Emergency Response</b>	<b>1,952.00</b>	<b>\$ 241,421,112</b>
370095 - Gaming Unit	33.00	\$ 4,117,105
372000 - Office of the Asst Chief - Neighborhood Policing	15.00	\$ 1,879,530
372005 - Real Time Crime Center	147.00	\$ 13,322,716
372011 - Downtown Services	113.00	\$ 12,433,051
372012 - 7th Precinct	130.00	\$ 15,418,194
372013 - 5th Precinct	119.00	\$ 14,243,346
372014 - 8th Precinct	169.00	\$ 24,522,536
372016 - 2nd Precinct	144.00	\$ 17,262,899
372017 - 12th Precinct	180.00	\$ 25,753,975
372018 - 6th Precinct	139.00	\$ 16,948,931
372019 - 10th Precinct	147.00	\$ 17,387,958
372023 - 11th Precinct	128.00	\$ 15,430,907
372024 - 9th Precinct	180.00	\$ 26,072,720
372026 - Citizens Patrol	1.00	\$ 203,155
372028 - 4th Precinct	132.00	\$ 15,870,753
372029 - 3rd Precinct	175.00	\$ 20,553,336
<b>25373 - Public Services</b>	<b>120.00</b>	<b>\$ 24,240,803</b>
370090 - Transit Police Operations	45.00	\$ 4,825,953
370570 - Victims Assistance	13.00	\$ 1,171,820
370687 - Detroit Detention Center	62.00	\$ 18,243,030
<b>28370 - Community Engagement - Police</b>	<b>54.00</b>	<b>\$ 6,886,051</b>
370078 - Chief's Neighborhood Liaison	54.00	\$ 6,886,051
<b>28371 - Executive Protection Unit</b>	<b>21.00</b>	<b>\$ 2,606,818</b>
370060 - Executive Protection	21.00	\$ 2,606,818
<b>29370 - Police Department Administration</b>	<b>294.00</b>	<b>\$ 38,298,055</b>
370020 - Office of the Chief	31.00	\$ 3,749,337
370040 - Office of Analysis & Strategy	18.00	\$ 2,177,022
370047 - Police Legal Advisor	13.00	\$ 1,486,791
370072 - Professional Standards Bureau	42.00	\$ 5,689,358
370140 - Police Human Resources	60.00	\$ 8,724,968

**City of Detroit**  
Fiscal 2025-2026 Budget

**Department 37 - Detroit Police Department**  
**General Fund Budget**

<b>Appropriation Cost Center</b>	<b>Full-Time Equivalent</b>	<b>Budgeted Amount</b>
370590 - Support Services Bureau	30.00	\$ 3,892,930
370686 - Training Section	61.00	\$ 9,715,413
372300 - Office of Deputy Chief Technical Services Bureau	5.00	\$ 532,455
372390 - Payroll	34.00	\$ 2,329,781
<b>29371 - Policing Services Infrastructure</b>	<b>276.00</b>	<b>\$ 31,281,263</b>
370210 - Police Medical	14.00	\$ 1,605,883
370675 - Resource Management Division	25.00	\$ 6,039,621
370676 - Police Fleet Management	10.00	\$ 2,228,366
372290 - Office of the Asst Chief-Administration	27.00	\$ 3,793,835
372376 - Communications Operations	200.00	\$ 17,613,558
<b>General Fund Total</b>	<b>3,379.00</b>	<b>\$ 436,600,205</b>

**City of Detroit**  
Fiscal 2025-2026 Budget

**Department 37 - Detroit Police Department**  
**Non-General Funds Budget**

<b>Appropriation Cost Center</b>	<b>Full-Time Equivalent</b>	<b>Budgeted Amount</b>
<b>00648 - Police Enhanced Drug Enforcement Program</b>	<b>7.00</b>	<b>\$ 1,206,363</b>
370760 - Narcotics Forfeiture Activity	7.00	\$ 1,206,363
<b>09112 - Police Enhanced E-911</b>	<b>70.00</b>	<b>\$ 5,012,085</b>
370700 - E-911 Improvements	70.00	\$ 5,012,085
<b>21482 - VOCA FY26</b>	<b>9.00</b>	<b>\$ 689,264</b>
371111 - Police Grants	9.00	\$ 689,264
<b>21483 - ATPA Oakland County Auto Theft Unit FY26</b>	<b>1.00</b>	<b>\$ 162,534</b>
371111 - Police Grants	1.00	\$ 162,534
<b>21484 - ATPA Preventing Auto Theft FY26</b>	<b>22.00</b>	<b>\$ 4,031,367</b>
371111 - Police Grants	22.00	\$ 4,031,367
<b>21485 - STOP Culturally Specific Underserved Grant FY26</b>	<b>1.00</b>	<b>\$ 117,181</b>
371111 - Police Grants	1.00	\$ 117,181
<b>21486 - FVPSA Supplemental Family Violence Prevention and Service Act-Miti</b>	<b>2.00</b>	<b>\$ 178,310</b>
371111 - Police Grants	2.00	\$ 178,310
<b>21487 - Justice Assistance Grant (JAG) FY26</b>	<b>-</b>	<b>\$ 850,000</b>
371111 - Police Grants	-	\$ 850,000
<b>21488 - Strategic Traffic Enforcement Program FY26</b>	<b>-</b>	<b>\$ 165,000</b>
371111 - Police Grants	-	\$ 165,000
<b>21489 - Operation Stonegarden FY26</b>	<b>-</b>	<b>\$ 55,000</b>
371111 - Police Grants	-	\$ 55,000
<b>21490 - Crime Victim Sustainability Fund FY26</b>	<b>2.00</b>	<b>\$ 180,812</b>
371111 - Police Grants	2.00	\$ 180,812
<b>25374 - Police Towing Operations</b>	<b>28.00</b>	<b>\$ 5,600,000</b>
370680 - Towing Operations	28.00	\$ 5,600,000
<b>28372 - Public Acts 301-302 Training</b>	<b>1.00</b>	<b>\$ 557,940</b>
370750 - Public Acts 301-302 Training	1.00	\$ 557,940
<b>Non-General Fund Total</b>	<b>143.00</b>	<b>\$ 18,805,856</b>



# Department 38: Public Lighting Department

## Mission

The Public Lighting Department (PLD) supports the Public Lighting Authority (PLA) as it maintains the upgraded streetlight system.

On February 5, 2013, the City created the PLA, a separate municipal corporation pursuant to Michigan Public Act 392 of 2012 (as amended) and the Municipal Lighting Authority Act, MCL 123.1261, to manage and maintain the City's public lighting system. Pursuant to an amendment to the City Utility Users' Tax Act, 1990 PA 100 (as amended) MCL 141.1151-MCL141.1177, the PLA utilizes \$12.5 million in utility user tax proceeds to satisfy the debt service obligation of bonds issued to modernize the streetlight system. Through an interlocal agreement, the City provides additional funds to the PLA to finance the operations and maintenance of the street lighting system.

PLD owns and maintains hundreds of miles of underground conduit and poles for overhead lines. Various communication companies rent conduit space and/or pay pole attachment fees that provide significant revenue to the City's General Fund.

PLD is actively preparing unused substations for sale to private entities, returning them to the City's tax base. PLD also is removing unused overhead lines owned by PLD to further enhance citizen safety and reduce blight.

## Operating Programs and Services

- **Administration/Overhead** encompasses contractual services for manhole / handhole repairs and security
- **PLD Reserve** is comprised of materials handling services
- **Streetlights** encompasses utility costs for streetlights, electrical grid maintenance, substation decommissioning, and removal of overhead wires/peripheral equipment/poles no longer needed

## Goals, Strategic Priorities and Related City Outcomes

Goals / Strategic Priorities	Timeframe	Related City Outcome
1. Provide well-lit streets as defined using photometric analysis in the Lighting Plan	July 2014 – June 2044	Safer Neighborhoods
2. Remove unused unsightly overhead wires	July 2025 – June 2029	Safer Neighborhoods
3. Contribute to the physical appearance and use of collector streets	July 2022 – June 2044	Vibrant and Beautiful City
4. Maintain legacy electrical conduit grid and make available to City of Detroit information technology department for fiber optic communication cables and lease excess capacity to private fiber optic companies	July 2025 – June 2029	Efficient and Innovative Operations
5. Salvage recyclable unused underground cable to be sold to provide funds to reduce the burden of decommissioning	July 2025 – June 2029	Efficient and Innovative Operations
6. Host telecommunications providers within optimal streetlight performance	July 2022 – June 2044	Vibrant and Beautiful City

## Budget By Service

Services	FY 2026 Adopted	FY 2026 Adopted FTE
Administration/Overhead	\$448,262	-
PLD Reserve	\$2,200,000	-
Streetlights	\$18,049,405	-
<b>Total:</b>	<b>\$20,697,667</b>	<b>-</b>

## Metrics and Data

Metrics	Data	Related Goal #
Wire removed in feet	Remove 25K feet overhead/week, 928K removed YTD	2
Cable removed in feet	Salvage 4K underground/week, 122K YTD	5
Telecommunication blight removal work orders	30 in FY24	3
Average number of work orders per month	9 manholes repaired YTD	3 & 4
Average number of O&M work orders per month	320	1

## Departmental Financial Information

	General Fund	Non-General Funds	Capital Fund	Blight Fund	Total Funds
Revenues	\$ 807,140	\$ 2,200,000	\$ -	\$ -	\$ 3,007,140
Appropriations	\$ 18,497,667	\$ 2,200,000	\$ -	\$ -	\$ 20,697,667
<b>Net Tax Cost</b>	<b>\$ 17,690,527</b>	<b>\$ -</b>	<b>\$ -</b>	<b>\$ -</b>	<b>\$ 17,690,527</b>

<b>Positions (by FTE)</b>	-	-	-	-	-
---------------------------	---	---	---	---	---

**City of Detroit**  
Fiscal 2025-2026 Budget

**Department 38 - Public Lighting Department**  
**General Fund Budget**

<b>Appropriation Cost Center</b>	<b>Full-Time Equivalent</b>	<b>Budgeted Amount</b>
<b>29380 - Public Lighting - Administration</b>	-	<b>\$ 18,497,667</b>
380010 - PLD Administration	-	\$ 9,094,404
380011 - PLA Contributions for Operations	-	\$ 9,403,263
<b>General Fund Total</b>	-	<b>\$ 18,497,667</b>

**City of Detroit**  
Fiscal 2025-2026 Budget

**Department 38 - Public Lighting Department**  
**Non-General Funds Budget**

<b>Appropriation Cost Center</b>	<b>Full-Time Equivalent</b>	<b>Budgeted Amount</b>
<b>29381 - Public Lighting Decommissioning</b>	-	\$ 2,200,000
381100 - PLD Decommissioning	-	\$ 2,200,000
<b>Non-General Fund Total</b>	-	\$ 2,200,000

# Department 43: Planning & Development Department

## Mission

The Planning & Development Department (PDD) envisions a world-class and inclusive planning and development department that sets the standard for equitable and innovative large city planning. Our mission is to improve Detroiters' quality of life through meaningful engagement, strategic planning, thoughtful preservation and equitable development.

## Operating Programs and Services

- **Neighborhood Planning Studies and Implementation Coordination** are core programs that drive neighborhood stabilization, revitalization, and support for population and job growth. These initiatives are managed across three divisions, serving the City's East Region (Districts 3 & 4), West Region (Districts 1, 2, & 7), and Central Region (Districts 5 & 6, including downtown). Specific activities include:
  - Developing neighborhood framework plans
  - Coordinating implementation projects in commercial, business, industrial, and historic districts
  - Engaging local communities and leaders through workshops and presentations
  - Developing and implementing urban design guidelines
  - Assisting in designing improvements for parks, streetscapes, open spaces, and public art
  - Establishing standards for urban agriculture and green stormwater infrastructure
  - Identifying development sites, supporting parcel assembly, and proposing historic building reuse scenarios
- **Citywide Planning Initiatives** guide development and policy for areas impacting multiple neighborhoods. PDD's Citywide Strategic Planning division leads these projects, which include planning for neighborhoods around the Joe Louis Greenway and updating the City's Master Plan of Policies.
- **Design, Development, and Zoning Reviews** are managed by the Design, Development, and Innovation (DDI) division. In collaboration with other city departments, the City Planning Commission, and City Council, DDI:
  - Translates city and neighborhood plans into regulatory language, zoning changes, ordinances, and development initiatives
  - Conducts design reviews of proposed developments
  - Oversees the Sign Waiver Request process
  - Facilitates master plan interpretations

- **Historic Preservation and Adaptive Reuse** of Detroit's historic buildings are led by PDD's Historic Preservation division to stimulate neighborhood revitalization. Responsibilities include:
  - Developing regulatory language, ordinances, and initiatives for development, environmental protection, and preservation
  - Supporting the Historic District Commission in enforcing Historic District codes
  - Reviewing permit applications and conducting historic district reviews
  - Investigating district violations and ensuring NEPA compliance
  - Collaborating closely with the City Planning Commission (CPC), Historic Designation Advisory Board (HDAB), and other city and state departments
- **Equitable Development and Community Benefits Ordinance (CBO)** are managed by the division of Equitable Development, CBO, & Legislative Affairs. This division enhances PDD's oversight of the Community Benefits Ordinance and works in partnership with City Council on development management.
- **Administration and Operations Division** provides essential support by managing PDD operations, budget, grants, vendor contracts, and personnel, in collaboration with other city departments.

## Goals, Strategic Priorities and Related City Outcomes

Goals / Strategic Priorities	Timeframe	Related City Outcome
1. Manage the Master Plan process to help guide citywide, multi-year capital spending	July 2025 – December 2025	Economic Equity & Opportunity
2. Partner with residents to create and implement Neighborhood Framework Plans that create healthy, vibrant and equitable neighborhoods that promote economic, environmental and social health	July 2025 – June 2026	Vibrant & Beautiful City
3. Work with partner departments, such as the Jobs & Economy Team, Neighborhood Economic Development and the Detroit Housing Commission, to support development projects	July 2025 – June 2026	Economic Equity & Opportunity
4. Manage the Community Benefits Ordinance Process	July 2025 – June 2026	Economic Equity & Opportunity
5. Preserve Detroit's historic character through effective and efficient Historic District Commission case management; leverage historic assets to jumpstart neighborhood revitalization,	July 2025 – June 2026	Efficient and Innovative Operations
6. Through planning, improve the city's commercial corridors with physical improvements, zoning changes, and other actions that attract new businesses and pedestrian traffic	July 2025 – June 2026	Vibrant & Beautiful City
7. Primarily through the design review process, promote and maintain high design standards for development throughout the city	July 2025 – June 2026	Vibrant & Beautiful City
8. Develop strategies to manage and enhance vacant land citywide	July 2025 – June 2026	Vibrant & Beautiful City

## Budget by Service

Services	FY 2026 Adopted	FY 2026 Adopted FTE
Design Review & Case Management	\$442,983	3.0
Historic District Commission Case Management	\$666,681	5.0
Neighborhood Framework Plans	\$4,389,847	32.0
Strategic & Citywide Planning	43,000	0.0
<b>Total:</b>	<b>\$5,542,511</b>	<b>40.0</b>

## Metrics and Data

Metrics	Data	Related Goal #
Number of framework plans started	3	2
Number of strategic & citywide plans started	2	1
Number of framework plans completed	1	2
Number of community meetings	104	1 & 2
Number of Historic District Commission applications managed	595	5
Number of Historic District Commission staff approvals managed	333	5
Number of Historic District Commission decisions managed	115	5
Number of Design Review projects	70	7

## Departmental Financial Information

	General Fund	Non-General Funds	Capital Fund	Blight Fund	Total Funds
Revenues	\$ -	\$ -	\$ -	\$ -	\$ -
Appropriations	\$ 5,542,511	\$ -	\$ -	\$ -	\$ 5,542,511
<b>Net Tax Cost</b>	<b>\$ 5,542,511</b>	<b>\$ -</b>	<b>\$ -</b>	<b>\$ -</b>	<b>\$ 5,542,511</b>

<b>Positions (by FTE)</b>	<b>39.00</b>	<b>1.00</b>	<b>-</b>	<b>-</b>	<b>40.00</b>
---------------------------	--------------	-------------	----------	----------	--------------



**City of Detroit**  
Fiscal 2025-2026 Budget

**Department 43 - Planning & Development Department**  
**General Fund Budget**

<b>Appropriation Cost Center</b>	<b>Full-Time Equivalent</b>	<b>Budgeted Amount</b>
<b>29430 - PDD Administration</b>	<b>39.00</b>	<b>\$ 5,542,511</b>
433100 - Planning & Development Operations	39.00	\$ 5,542,511
<b>General Fund Total</b>	<b>39.00</b>	<b>\$ 5,542,511</b>

**City of Detroit**  
Fiscal 2025-2026 Budget

**Department 43 - Planning & Development Department**  
**Non-General Funds Budget**

<b>Appropriation Cost Center</b>	<b>Full-Time Equivalent</b>	<b>Budgeted Amount</b>
<b>20971 - FY 21 for Choice Neighborhoods Implementation Grant</b>	<b>1.00</b>	<b>\$ -</b>
433100 - Planning & Development Operations	1.00	\$ -
<b>Non-General Fund Total</b>	<b>1.00</b>	<b>\$ -</b>

# Department 45: Department of Appeals & Hearings

## Mission

The Department of Appeals & Hearings is dedicated to delivering timely, impartial, efficient, and cost-effective administrative hearings while upholding the dignity and due process rights of all individuals. The Department is an independent administrative hearings tribunal that adjudicates blight violations, imposing civil fines and costs in accordance with the Detroit City Code and state law. The Department reviews administrative decisions of various City departments and agencies, rendering final agency determinations. It has conducted over 650,000 hearings since opening in 2005.

## Operating Programs and Services

- **Administration** adjudicates blight code violations issued by authorized City agents with sensitivity to the violations' impact on the escalating problem of blight in Detroit. They enforce unpaid judgments through collections, garnishments, and liens utilizing the Department's decisions and orders. Administration conducts hearings to review and make final decisions on administrative decisions of City agencies.

## Goals, Strategic Priorities and Related City Outcomes

Goals / Strategic Priorities	Timeframe	Related City Outcome
1. Conduct 95,000 Blight Hearings Annually	July 2025 – June 2026	Vibrant & Beautiful City

## Budget By Service

Services	FY 2026 Adopted	FY 2026 Adopted FTE
Enforcement of Blight Codes	\$1,904,651	16.0
<b>Total:</b>	<b>\$1,904,651</b>	<b>16.0</b>

## Metrics and Data

Metrics	Data	Related Goal #
Number of blight tickets adjudicated	Adjudicated 89,371 Blight Tickets in FY24	1
Number of administrative appeals filed by claimant or City department	Adjudicated 21 Administrative Appeals in FY24	2

## Departmental Financial Information

	General Fund	Non-General Funds	Capital Fund	Blight Fund	Total Funds
Revenues	\$ 6,739,368	\$ -	\$ -	\$ -	\$ 6,739,368
Appropriations	\$ 1,904,651	\$ -	\$ -	\$ -	\$ 1,904,651
<b>Net Tax Cost</b>	<b>\$ (4,834,717)</b>	<b>\$ -</b>	<b>\$ -</b>	<b>\$ -</b>	<b>\$ (4,834,717)</b>

<b>Positions (by FTE)</b>	<b>16.00</b>	<b>-</b>	<b>-</b>	<b>-</b>	<b>16.00</b>
---------------------------	--------------	----------	----------	----------	--------------

**City of Detroit**  
Fiscal 2025-2026 Budget

**Department 45 - Department of Appeals & Hearings**  
**General Fund Budget**

<b>Appropriation Cost Center</b>	<b>Full-Time Equivalent</b>	<b>Budgeted Amount</b>
<b>26450 - Code Enforcement Adjudication</b>	<b>16.00</b>	<b>\$ 1,904,651</b>
450010 - DAH Administration	16.00	\$ 1,904,651
<b>General Fund Total</b>	<b>16.00</b>	<b>\$ 1,904,651</b>

# Department 47:

## General Services Department

### Mission

The General Services Department (GSD) efficiently supports City operations through fleet, buildings, grounds and other support so departments can focus on their core functions. GSD operating divisions provide shared services, and project management, for city government.

### Operating Programs and Services

- **Grounds Maintenance Division** cuts grass and removes litter at City parks and in City-owned vacant lots, manages snow and ice removal at municipal facilities, cleans 220 bus shelters, and operates flower beds. The Division provides exterior maintenance of Detroit Land Bank Authority properties and along major commercial corridors, manages the urban forest, and maintains grass on freeway berms and medians for public rights-of-way.
- **Fleet Management Division** enhances city services by efficiently providing agencies with ready access to functional and reliable vehicles. Responsibilities include supporting the City's Vehicle Steering Committee, preparation and execution of the City's 10-Year Vehicle Reinvestment Plan, approval of vehicle specifications, receipt and disposal of vehicles, repair and maintenance of 2,138 municipal vehicles, supporting the City's employee local driving policies, and administering the loaner pool. The division operates out of the Russell-Ferry, 19th & Michigan, Erskine, and Davison yards with a body shop for simple bump repairs and a 24-hour road crew.
- **Building Services Division** provides custodial services to City-owned facilities and oversees graffiti removal throughout the city. The Security Services Unit manages functions associated with security and monitoring of City operations and facilities, including armed, bonded, and unarmed guards and monitoring equipment.
- **Landscape Design Division** designs, develops and beautifies City-owned parks, greenways and rights-of-way through Floriculture, Beautification, and Park Development Units. Staff develop and manage the City's parks improvement plan, and beautify medians and gateways.
- **Strategy and Planning Division** includes a Project Management and Analytics Team to analyze service requirements of agencies; execute customer Service Agreements; and manage budget, contract and asset requirements. This division oversees creation of the City's long-term plans for the City's fleet and public spaces, as well as functional reforms such as inventory management and 3rd party operated leisure agreements and process improvement. Staff have strategic planning and project management capacity to assure successful implementation of reforms.

- **Animal Care and Control Division** oversees every aspect of an animal's life to ensure the best outcomes for those in the Department's care. Services include offering spay or neutering services for unattended dogs, helping animals find temporary and forever homes, improving safety for residents, and animal control services.
- **Recreation Division** operates 1 senior center and 15 recreation centers throughout the City and provides recreation programs and activities at the centers, Spirit Plaza, and Hart Plaza. Over 30 leisure sites – from historic cemeteries, historic Fort Wayne, and Eastern Market; to the new riverwalk and velodrome; to old and vacated recreation centers – are operated by the 3rd party partners under Recreation staff oversight and management. The Division continues to improve the quantity and quality of opportunities it offers.
- **Blight Division** cleans corridors and alleys of debris and excess signage; remove graffiti and create murals on blighted space. These special post-bankruptcy operations are part of interagency enforcement initiatives designed to reduce blight. These teams work closely with the Construction & Demolition Department, the Department of Neighborhoods, and enforcement agencies such as BSEED to maximize impact of their work.
- The **Office of Sustainability** leads the City's initiatives aimed at reducing emissions, increasing resilience, and improving residents' quality of life. The Office supports departments citywide to advance bold climate goals set by the Sustainability Action Agenda and the Detroit Climate Strategy. The Office utilizes an innovative multi-departmental staffing approach with nine staff members embedded in key City departments. Three positions, including the Director of Sustainability, are in the General Services Department, three positions are in the Detroit Department of Transportation, and another three positions are in the Housing and Revitalization Department.
- The **Office of Arts, Culture, and Entrepreneurship** oversees the City of Detroit's investment in the fine and performing arts, culture, and history with a special focus on supporting the city's creative workforce.



## Goals, Strategic Priorities and Related City Outcomes

Goals / Strategic Priorities	Timeframe	Related City Outcome
1. Transforming our city from blight to beauty for the health, safety, and dignity of our residents, businesses, and visitors. Using a three-layered approach of: enforcement, remediation, and maintenance with multiple City departments to hold property owners accountable for maintaining their properties.	July 2025 – June 2029	Vibrant and Beautiful City
2. Connecting communities, residents, and visitors with our parks, programs, and recreation facilities to address five key areas for a healthy community: aquatics, athletics, critical needs, enrichment, and nature.	July 2025 – June 2029	Vibrant and Beautiful City
3. Maintenance of City parks, medians, freeways, and vacant lots.	July 2025 – June 2029	Vibrant and Beautiful City
4. Designing and implementing park improvements to meet our community need for safe, clean, and lush green space and parks throughout the City.	July 2025 – June 2029	Vibrant and Beautiful City
5. Beautification efforts through visually appealing aesthetics, such as art pieces, murals, sculptures, and monuments.	July 2025 – June 2029	Vibrant and Beautiful City
6. Improved beautification efforts of public spaces by planting and maintaining flower beds, streetscapes, and medians throughout the City.	July 2025 – June 2029	Vibrant and Beautiful City
7. Promote & protect the health, safety, and welfare of residents and visitors from animal bites, zoonotic disease and traffic hazards. Encourage responsible pet ownership through education & enforcement of City Code.	July 2025 – June 2029	Safer Neighborhoods
8. Implement safety patrols for our parks, public spaces, and facilities. Ensure an environment that is safe for residents and visitors alike.	July 2025 – June 2029	Safer Neighborhoods
9. Deliver the best service to our customer departments by providing timely, safe, reliable, economical, and environmentally responsible transportation.	July 2025 – June 2029	Safer Neighborhoods
10. Planning, funding, and start of site-specific, system-wide development of the Joe Louis Greenway.	June 2023 – October 2033	Vibrant and Beautiful City

## Budget By Service

Services	FY 2026 Adopted	FY 2026 Adopted FTE
Administration	\$3,414,313	18.0
Animal Care and Control	\$7,301,196	72.0
Blight Remediation	\$13,893,124	98.0
Building Services	\$14,155,253	27.0
Fleet Management	\$36,197,616	136.0
Grounds Maintenance	\$26,469,740	247.0
Landscape Design and Beautification	\$7,424,609	36.0
Recreation Programs	\$21,003,639	250.2
<b>Total:</b>	<b>\$129,859,490</b>	<b>884.2</b>

## Metrics and Data

Metrics	Data	Related Goal #
Monthly Intakes vs. Outcomes	351 vs 154	7
Murals Completed	36	5
Alleys Cleared	3,679	1 & 3
Number of Vehicles/Heavy Equipment Managed	3000	9
Percentage of Vacant Lots Completed	87%	3
Park Completions	217	4 & 6
Weekly Visitors	4,110	2
Number of Monthly Incidents	15	8

## Operating Budget Highlights

Initiative	FY 2026 Adopted	FY 2026 Adopted FTE
Fleet Parts & Maintenance Increase	\$3,077,083	-
Fleet Fuel Budget Increase	\$2,487,091	-
Fleet Repairs - Light & Heavy Vehicles	\$1,415,000	-
Increased Funding for Animal Keeping Ordinance	\$935,950	-
New Fleet Mechanic/Technician Positions	\$886,012	12.0
Increase for Park Upgrades & Citywide Cultural Events	\$200,000	-
Increase for Recreation Center Programming & Weekend Hours	\$297,455	-
Increase for Citizens Blight Patrol	\$50,000	-
Pilot Senior Food Access Program	\$250,000	-

## Departmental Financial Information

	General Fund	Non-General Funds	Capital Fund	Blight Fund	Total Funds
Revenues	\$ 14,736,008	\$ 1,150,000	\$ -	\$ -	\$ 15,886,008
Appropriations	\$ 93,098,193	\$ 22,718,173	\$ -	\$ 14,043,124	\$ 129,859,490
<b>Net Tax Cost</b>	<b>\$ 78,362,185</b>	<b>\$ 21,568,173</b>	<b>\$ -</b>	<b>\$ 14,043,124</b>	<b>\$ 113,973,482</b>

<b>Positions (by FTE)</b>	<b>640.70</b>	<b>145.50</b>	<b>-</b>	<b>98.00</b>	<b>884.20</b>
---------------------------	---------------	---------------	----------	--------------	---------------

**City of Detroit**  
Fiscal 2025-2026 Budget

**Department 47 - General Services Department**  
**General Fund Budget**

<b>Appropriation Cost Center</b>	<b>Full-Time Equivalent</b>	<b>Budgeted Amount</b>
<b>25470 - Safe Neighborhoods - GSD</b>	<b>72.00</b>	<b>\$ 7,301,196</b>
470039 - Detroit Animal Care & Control (DACC)	72.00	\$ 7,301,196
<b>26470 - Parks and Public Space Management</b>	<b>203.50</b>	<b>\$ 23,858,507</b>
470011 - Landscape Design	16.00	\$ 2,303,707
470012 - Park Development	14.00	\$ 1,557,236
470198 - Grounds Maintenance	91.00	\$ 13,166,365
470199 - Grounds Maintenance Seasonals	76.50	\$ 3,443,033
472180 - Floriculture	6.00	\$ 388,166
472290 - Unified Greenway Partnership	-	\$ 3,000,000
<b>27470 - Recreation - GSD</b>	<b>244.20</b>	<b>\$ 19,944,419</b>
472180 - Floriculture	-	\$ 175,500
472200 - Recreation Operations	34.00	\$ 8,394,368
472230 - Recreation Center Operations	177.20	\$ 9,013,065
472240 - Recreation Center Seasonal	24.60	\$ 873,915
472260 - Recreation Community Based Programming	3.40	\$ 865,016
472280 - Arts, Culture and Entrepreneurship GSD	5.00	\$ 622,555
<b>29470 - GSD Shared Services</b>	<b>28.00</b>	<b>\$ 14,239,973</b>
470020 - Building Services	14.00	\$ 5,725,695
470035 - Security	13.00	\$ 2,731,862
470106 - Detroit Wayne Joint Building Authority	1.00	\$ 84,720
470115 - 36th District Court Madison Center	-	\$ 5,697,696
<b>29471 - GSD - Administration</b>	<b>16.00</b>	<b>\$ 3,464,313</b>
470005 - General Services Administration	13.00	\$ 2,084,894
470007 - Administrative Support Unit	-	\$ 376,826
472210 - Office of Sustainability	3.00	\$ 1,002,593
<b>29472 - GSD Fleet Operations</b>	<b>77.00</b>	<b>\$ 24,289,785</b>
470100 - Fleet Management	44.00	\$ 21,330,043
470120 - Fire Apparatus Garage	33.00	\$ 2,959,742
<b>General Fund Total</b>	<b>640.70</b>	<b>\$ 93,098,193</b>

**City of Detroit**  
Fiscal 2025-2026 Budget

**Department 47 - General Services Department**  
**Non-General Funds Budget**

<b>Appropriation Cost Center</b>	<b>Full-Time Equivalent</b>	<b>Budgeted Amount</b>
<b>20773 - SFSP Consolidated Revenue</b>	<b>4.00</b>	<b>\$ -</b>
471111 - GSD Grants	4.00	\$ -
<b>21292 - ACE Capacity Building Grant</b>	<b>1.00</b>	<b>\$ -</b>
471111 - GSD Grants	1.00	\$ -
<b>21434 - Energy Efficiency and Conservation Block Grant Program</b>	<b>2.00</b>	<b>\$ -</b>
471111 - GSD Grants	2.00	\$ -
<b>21512 - Summer Food Service Program 2026</b>	<b>-</b>	<b>\$ 400,000</b>
471111 - GSD Grants	-	\$ 400,000
<b>21513 - Child &amp; Adult Care Food Program 2026</b>	<b>-</b>	<b>\$ 750,000</b>
471111 - GSD Grants	-	\$ 750,000
<b>26470 - Parks and Public Space Management</b>	<b>79.50</b>	<b>\$ 9,660,342</b>
470200 - Non Park Forestry - Street Fund	33.00	\$ 5,779,666
470300 - Median Grass Cutting	15.50	\$ 2,134,298
470400 - Freeway Maintenance	22.00	\$ 1,374,806
470402 - Freeway Maintenance Seasonals	9.00	\$ 371,572
<b>29472 - GSD Fleet Operations</b>	<b>59.00</b>	<b>\$ 11,907,831</b>
470101 - Solid Waste Fleet	34.00	\$ 7,015,179
470110 - Street Maintenance Garage - Street Fund	25.00	\$ 4,892,652
<b>Non-General Fund Total</b>	<b>145.50</b>	<b>\$ 22,718,173</b>

**City of Detroit**  
Fiscal 2025-2026 Budget

**Department 47 - General Services Department**  
**Blight Fund Budget**

<b>Appropriation Cost Center</b>	<b>Full-Time Equivalent</b>	<b>Budgeted Amount</b>
<b>20253 - Blight Remediation Projects</b>	<b>50.00</b>	<b>\$ 7,608,158</b>
472130 - Corridor Trades Unit	27.00	\$ 2,700,393
472140 - City Walls Mural Program	-	\$ 400,000
472150 - DLBA Grounds Maintenance	12.00	\$ 3,272,743
472170 - Graffiti Removal GF	11.00	\$ 1,235,022
<b>26470 - Parks and Public Space Management</b>	<b>48.00</b>	<b>\$ 6,434,966</b>
470400 - Freeway Maintenance	48.00	\$ 6,434,966
<b>Blight Fund Total</b>	<b>98.00</b>	<b>\$ 14,043,124</b>

# Department 48: Water & Sewerage Department – Water

## Mission

The Water and Sewerage Department (DWSD) strives to exceed our customers' expectations through the efficient distribution of treated water, collection of wastewater for treatment and the provision of services that promote healthy communities and economic growth.

The Water Supply System is administratively part of DWSD while maintained as a separate fund in the City of Detroit's accounting system. The department leases five water treatment plants and 20 booster (re-pumping) stations and 19 reservoirs to the Great Lakes Water Authority (GLWA). Of these five water plants, two are in Detroit. There is one plant each in Allen Park, Dearborn and Port Huron. Detroit is primarily served by the two Detroit water treatment plants with some support from the Allen Park and Dearborn facilities. There are three sources of raw water supply – Detroit River at Fighting Island, Detroit River at Belle Isle and Lake Huron north of Port Huron.

The main administrative offices are located at 735 Randolph in downtown Detroit, officially known as the Water Board Building. Approximately 3,438 miles of water transmission and distribution mains within the city of Detroit are owned by the department, and it maintains more than 2,700 miles of these pipes, with the remainder maintained by GLWA.

Bifurcated from GLWA on January 1, 2016, Detroit maintains its own local system under the authority of the six-member Board of Water Commissioners as appointed by the mayor. The Detroit local system is made up of approximately 3,000 miles of sewer collection pipe and 2,700 miles of water mains serving the neighborhoods. Detroit has full authority to repair and rebuild the local system and serves as the first responder for all service disruptions, including those of GLWA-leased assets, located within the City's boundaries.

GLWA will continue to operate the regional water and sewer assets which include the water treatment plants and other water facilities. GLWA operates under the authority of a six-member board appointed by several constituencies of the authority: 2 appointed by the mayor of Detroit, 1 each by Wayne, Oakland and Macomb counties and 1 by the governor from the service area outside the three counties.

## Operating Programs and Services

**Provide delivery of potable water** for more than 175,000 households and 30,000 businesses/nonprofits, delivered at various points at adequate pressure to meet our



customers' needs. The water provided meets or exceeds standards as required by Michigan's Safe Drinking Water Act as well as federal standards.

- **Furnish sufficient water pressure and service** to ensure acceptable fire protection for commercial buildings and schools.

## Goals, Strategic Priorities and Related City Outcomes

Goals / Strategic Priorities	Timeframe	Related City Outcome
1. Continue to provide and procure resources to support water affordability through the Lifeline Plan and an effective payment plan through EasyPay and the Self-Service Customer Portal to the benefit of our customers in keeping water services on while improving the collection rate.	July 2025 – June 2029	Economic Equity & Opportunity
2. Replace at least 3,500 lead service lines – 8,000 lines if additional state and/or federal funding is received – with a goal to remove all lines within 10 years.	July 2025 – June 2029	Safer Neighborhoods
3. Paint 5,000 fire hydrants which reduces corrosion.	July 2025 – June 2029	Efficient & Innovative Operations

## Budget By Service

Services	FY 2026 Adopted	FY 2026 Adopted FTE
Water Distribution	\$265,262,400	650.0
<b>Total:</b>	<b>\$265,262,400</b>	<b>650.0</b>

## Metrics and Data

Metrics	Data	Related Goal #
Number of lead service lines replaced	12,000 since 2018	2
Percentage of hydrants out of service and in need of repair or replacement	0.5% of hydrants out of service and in need of repair or replacement as of July 2024	3
Amount billed	Dollars-water revenue; average annual rate increase since FY17 has been 2.9%	1
Percentage of customers using the Self-Service Customer Portal	47% payments made online as of July 2024	1

## Departmental Financial Information

	General Fund	Non-General Funds	Capital Fund	Blight Fund	Total Funds
Revenues	\$ -	\$ 265,262,400	\$ -	\$ -	\$ 265,262,400
Appropriations	\$ -	\$ 265,262,400	\$ -	\$ -	\$ 265,262,400
<b>Net Tax Cost</b>	<b>\$ -</b>	<b>\$ -</b>	<b>\$ -</b>	<b>\$ -</b>	<b>\$ -</b>

<b>Positions (by FTE)</b>	<b>-</b>	<b>650.00</b>	<b>-</b>	<b>-</b>	<b>650.00</b>
---------------------------	----------	---------------	----------	----------	---------------

**City of Detroit**  
Fiscal 2025-2026 Budget

**Department 48 - Water Department**  
**Non-General Funds Budget**

<b>Appropriation Cost Center</b>	<b>Full-Time Equivalent</b>	<b>Budgeted Amount</b>
<b>20166 - WDWSR-R Administration</b>	<b>7.00</b>	<b>\$ 824,000</b>
481001 - WDWSR-R Chief Exec Officer	6.00	\$ 674,800
481601 - WDWSR- R BOWC	1.00	\$ 149,200
<b>20167 - WDWSR-R Operations</b>	<b>385.00</b>	<b>\$ 28,666,100</b>
482223 - WDWSR-R Stormwater Drainage	-	\$ 1,230,500
482401 - WDWSR-R Deputy Director Administration	-	\$ 1,007,700
482411 - WDWSR-R Field Engineering	69.00	\$ -
482421 - WDWSR-R Facility Oper	15.00	\$ 4,341,700
482422 - WDWSR-R Fleet Operations	20.00	\$ 3,235,100
482431 - WDWSR-R Maint & Repair	214.00	\$ 13,733,700
482432 - WDWSR- R Meter Operations	63.00	\$ 5,117,400
482435 - WDWSR-R Lead Service	4.00	\$ -
<b>20168 - WDWSR-R Compliance</b>	<b>95.00</b>	<b>\$ 12,660,300</b>
483101 - WDWSR-R General Counsel	9.00	\$ 2,798,800
483201 - WDWSR-R Org Development	11.00	\$ 1,309,400
483301 - WDWSR-R Info Technology	35.00	\$ 6,104,000
483411 - WDWSR-R Compliance-Security	34.00	\$ 1,418,400
483421 - WDWSR-R Compliance-Public Affairs	6.00	\$ 1,029,700
<b>20169 - WDWSR-R Finance</b>	<b>75.00</b>	<b>\$ 6,549,000</b>
484001 - WDWSR-R Chief Financial Officer	5.00	\$ 1,235,300
484111 - WDWSR-R Finance.	13.00	\$ 853,300
484121 - WDWSR-R Procurement	26.00	\$ 1,474,700
484131 - WDWSR-R Treasury	4.00	\$ 1,157,500
484151 - WDWSR- R Budget	3.00	\$ 176,600
484161 - WDWSR-R Billing & Collect	22.00	\$ 1,434,900
484171 - WDWSR-R Internal Audit	2.00	\$ 216,700
<b>20170 - WDWSR-R Customer Service</b>	<b>88.00</b>	<b>\$ 2,162,100</b>
485111 - WDWSR-R Customer Service	88.00	\$ 2,162,100
<b>20172 - WDWSR-R Non Operating Expense</b>	<b>-</b>	<b>\$ 98,310,900</b>
487111 - WDWSR-R Non-Operating	-	\$ 98,310,900
<b>20244 - WDWSR-R Improvement &amp; Extension</b>	<b>-</b>	<b>\$ 77,838,000</b>
487711 - WDWSR-R Improvement & Extension Wtr	-	\$ 73,821,134
487731 - WDWSR-R Imp & Ext Field Engineering	-	\$ 4,016,866
<b>20334 - WDWSR-R Wtr 2020 Bond Fund</b>	<b>-</b>	<b>\$ 38,252,000</b>
487801 - WDWSR-R Wtr 2020 Bond Fund	-	\$ 38,252,000
<b>Non-General Fund Total</b>	<b>650.00</b>	<b>\$ 265,262,400</b>

# Department 49: Water & Sewerage Department – Sewerage

## Mission

The Water and Sewerage Department (DWSD) strives to exceed our customers' expectations through the efficient distribution of treated water, collection of wastewater for treatment, and the provision of services that promote healthy communities and economic growth.

The Sewerage Department is administratively part of DWSD while maintained as a separate Fund in the City of Detroit Accounting System. The DWSD sewer system originated in 1836, and today it consists of nine pump stations, nine wet weather treatment facilities to reduce combined sewer overflows (CSO) during major rain or snow events, and a total of 3,433 miles of sewer lines that carry rainwater, snowmelt, and untreated sewage to the Water Resource Recovery Facility – the largest, single-site wastewater treatment facility in North America. The facilities are leased to and operated by the Great Lakes Water Authority (GLWA). DWSD has installed 17 green stormwater infrastructure projects since 2015 that manage more than 60 million gallons of stormwater annually, further reducing CSOs and helping beautify neighborhoods. The Department currently services and sets water, sewer, and drainage rates for more than 230,000 accounts (approx. 175,000 households and 30,000 businesses/nonprofits).

Bifurcated from GLWA on January 1, 2016, Detroit maintains its own local system under the authority of the seven-member Board of Water Commissioners as appointed by the mayor. The Detroit local system is made up of approximately 3,000 miles of sewer collection pipe and 2,700 miles of water mains serving the neighborhoods. Detroit has full authority to repair and rebuild the local system and serves as first responder to all service disruptions, including those of GLWA-leased assets, located within the City's boundaries.

GLWA will continue to operate the regional water and sewer assets which include the water treatment plants and other water facilities. GLWA operates under the authority of a six-member board appointed by several constituencies of the authority: 2 appointed by the mayor of Detroit, 1 each by Wayne, Oakland and Macomb counties and 1 by the governor from the service area outside the three counties.

## Operating Programs and Services

- **Wastewater Collection** conveys combined untreated sanitary sewage and stormwater collected throughout the service area to the GLWA operated facilities in accordance with applicable service agreements, such that public health is protected and the treated effluent discharged to the Detroit and Rouge Rivers is in compliance with limits established by the National Pollution Discharge Elimination System

(NPDES) Permit co-held by DWSD and GLWA, and other applicable wastewater, air pollution and solid waste disposal laws, rules and regulations imposed by courts and agencies.

- **Maintain and upgrade the Detroit Local System** and serve as first responder for necessary repairs within Detroit.
- **Serve as the retail advocate for Detroit based constituents** (Detroit Retail Class), including households, businesses, non-profits, and faith-based organizations, in the procuring of water and sewerage services from GLWA.
- **Serve as the collection agent** for the Detroit Retail Class.

## Goals, Strategic Priorities and Related City Outcomes

Goals / Strategic Priorities	Timeframe	Related City Outcome
1. Clean 600 miles of sewer to provide capacity to the current design standards – clean entire system in a five-year cycle.	July 2025 – June 2029	Efficient & Innovative Operations
2. Inspect and clean 8,000 catch basins to reduce street flooding.	July 2025 – June 2029	Efficient & Innovative Operations
3. Complete the Far West project's detention basins and sewers to remove 100 million gallons of rainwater and snowmelt annually from the combined sewer system and construct and complete design of several other stormwater projects.	July 2025 – June 2029	Efficient & Innovative Operations

## Budget By Service

Services	FY 2026 Adopted	FY 2026 Adopted FTE
Wastewater Collection	\$532,222,800	28.0
<b>Total:</b>	<b>\$532,222,800</b>	<b>28.0</b>

## Metrics and Data

Metrics	Data	Related Goal #
Millions of gallons of stormwater managed annually	153 million gallons via DWSD GSI projects and stormwater ordinance compliance as of July 2024	1

## Departmental Financial Information

	General Fund	Non-General Funds	Capital Fund	Blight Fund	Total Funds
Revenues	\$ -	\$ 532,222,800	\$ -	\$ -	\$ 532,222,800
Appropriations	\$ -	\$ 532,222,800	\$ -	\$ -	\$ 532,222,800
<b>Net Tax Cost</b>	<b>\$ -</b>	<b>\$ -</b>	<b>\$ -</b>	<b>\$ -</b>	<b>\$ -</b>

<b>Positions (by FTE)</b>	<b>-</b>	<b>28.00</b>	<b>-</b>	<b>-</b>	<b>28.00</b>
---------------------------	----------	--------------	----------	----------	--------------

**City of Detroit**  
Fiscal 2025-2026 Budget

**Department 49 - Sewerage Department**  
**Non-General Funds Budget**

<b>Appropriation Cost Center</b>	<b>Full-Time Equivalent</b>	<b>Budgeted Amount</b>
<b>20177 - SDWSD-R Administration</b>	-	<b>\$ 925,600</b>
491001 - SDWSD-R Chief Exec Officer	-	\$ 757,700
491601 - SDWSD- R BOWC	-	\$ 167,900
<b>20178 - SDWSD-R Operations</b>	<b>28.00</b>	<b>\$ 30,595,400</b>
492223 - Stormwater Drainage	28.00	\$ 4,005,500
492401 - SDWSD-R Deputy Director Administration	-	\$ 897,200
492421 - SDWSD-R Facility Oper	-	\$ 4,876,500
492422 - SDWSD-R Fleet Operations	-	\$ 3,170,900
492431 - SDWSD-R Maint & Repair	-	\$ 14,155,700
492432 - SDWSD-R Meter Operations	-	\$ 3,489,600
<b>20179 - SDWSD-R Compliance</b>	-	<b>\$ 15,440,800</b>
493101 - SDWSD-R General Counsel	-	\$ 1,346,400
493201 - SDWSD-R Org Development	-	\$ 1,470,200
493301 - SDWSD-R Info Technology	-	\$ 9,874,800
493411 - SDWSD-R Compliance-Security	-	\$ 1,592,800
493421 - SDWSD-R Compliance-Public Affairs	-	\$ 1,156,600
<b>20180 - SDWSD-R Finance</b>	-	<b>\$ 9,222,800</b>
494001 - SDWSD-R Chief Financial Officer	-	\$ 1,387,500
494111 - SDWSD-R Finance	-	\$ 958,400
494121 - SDWSD-R Procurement	-	\$ 1,656,300
494131 - SDWSD-R Treasury	-	\$ 1,299,900
494151 - SDWSD- R Budget	-	\$ 198,300
494161 - SDWSD-R Billing & Collect	-	\$ 3,479,500
494171 - SDWSD-R Internal Audit	-	\$ 242,900
<b>20181 - SDWSD-R Customer Service</b>	-	<b>\$ 5,242,200</b>
495111 - SDWSD-R Customer Service	-	\$ 5,242,200
<b>20183 - SDWSD-R Non Operating Expense</b>	-	<b>\$ 310,714,600</b>
497111 - SDWSD-R Non-Operating	-	\$ 310,714,600
<b>20243 - SDWSD-R Improvement &amp; Extension</b>	-	<b>\$ 136,080,500</b>
497711 - SDWSD-R Improvement & Extension Swr	-	\$ 132,080,500
497731 - SDWSD-R Imp & Ext Field Engineering	-	\$ 4,000,000
<b>20310 - SDWSDR 2015 Bond</b>	-	<b>\$ 24,000,900</b>
497800 - SDWSDR Bond 2015	-	\$ 24,000,900
<b>Non-General Fund Total</b>	<b>28.00</b>	<b>\$ 532,222,800</b>



# Department 50: Office of the Auditor General

## Mission

The Office of the Auditor General (OAG) is an independent, full-service auditing function to examine and evaluate City activities in order to improve accountability for public funds and to improve operations of City government. The agency promotes the economy, efficiency, and effectiveness of city government and helps to protect against fraud, waste, and abuse by conducting independent audits, investigations, and evaluations while adhering to the professional standards of the auditing profession.

OAG responsibilities and authority are stated in Section 7.5-105 of the Charter to make audits of the financial transactions, performance, and operations of city agencies with a focus on high-risk areas; to perform financial analysis of agencies; to make a report of the financial position of the City after the close of each fiscal year; to investigate the administration and operation of City agencies; to settle all disputed claims in favor of or against the City as provided by ordinance, and to make reports to City agencies of irregularities of practice and erroneous accounting methods. OAG prepares written reports of audit findings and recommendations to the City Council, the Mayor, and the management of each agency, and performs special projects and other work. The OAG participates in the City's independent biannual Revenue Estimating Conference process. The annual financial audit of the City's Annual Comprehensive Financial Report (ACFR) and its Federal financial assistance programs are performed by outside auditors hired by the OAG.

## Operating Programs and Services

- **Internal Controls Auditing** investigates the administration and operation of City agencies.
- **Public Claims Hearings** promote an atmosphere of mutual trust and accountability among constituents.
- **Revenue Estimating Conference** provides for an independent and objective review of the Office of Budget's revenue projections and a conclusion on the reasonableness of the forecast proposed.
- **Annual Comprehensive Financial Reporting Oversight** facilitates the annual financial audit of the City's financial statements and federal funded programs.

## Goals, Strategic Priorities and Related City Outcomes

Goals / Strategic Priorities	Timeframe	Related City Outcome
1. Complete an optimal number of performance audits, investigations, and special projects	July 2024 – June 2026	Effective Governance
2. Improve the quality and timeliness of all external as well as internal reporting	July 2024 – June 2026	Effective Governance
3. Improve the auditing and consulting capabilities of the OAG staff	July 2024 – June 2026	Effective Governance
4. Identify and report opportunities for expense savings and revenues increases	July 2024 – June 2026	Effective Governance
5. Promote an atmosphere of mutual trust, honesty, and integrity among staff and constituents	July 2024 – June 2026	Effective Governance
6. Expand our activities to include Enterprise-wide Risk Management.	July 2024 – June 2026	Effective Governance

## Budget By Service

Services	FY 2026 Adopted	FY 2026 Adopted FTE
Administration & Overhead	\$1,176,106	5.0
Auditing – Annual Comprehensive Financial Report	\$1,796,000	-
Auditing – Operations	\$2,879,595	18.0
<b>Total:</b>	<b>\$5,851,701</b>	<b>23.0</b>

## Metrics and Data

Metrics	Data	Related Goal #
Number of Continuing Professional Education (CPE) hours Auditors maintain per year	40 CPE	1 - 5
Number of external audit reports completed per year	2 external audit reports	2
Number of audits started and completed	14 internal audit reports	1 - 5

## Operating Budget Highlights

Initiative	FY 2026 Adopted	FY 2026 Adopted FTE
Proportional Funding Increase for Oversight Agencies	\$467,072	2.0

## Departmental Financial Information

	General Fund	Non-General Funds	Capital Fund	Blight Fund	Total Funds
Revenues	\$ -	\$ -	\$ -	\$ -	\$ -
Appropriations	\$ 5,851,701	\$ -	\$ -	\$ -	\$ 5,851,701
<b>Net Tax Cost</b>	<b>\$ 5,851,701</b>	<b>\$ -</b>	<b>\$ -</b>	<b>\$ -</b>	<b>\$ 5,851,701</b>

<b>Positions (by FTE)</b>	<b>23.00</b>	<b>-</b>	<b>-</b>	<b>-</b>	<b>23.00</b>
---------------------------	--------------	----------	----------	----------	--------------



**City of Detroit**  
Fiscal 2025-2026 Budget

**Department 50 - Office of the Auditor General**  
**General Fund Budget**

<b>Appropriation Cost Center</b>	<b>Full-Time Equivalent</b>	<b>Budgeted Amount</b>
<b>28500 - Internal Controls Auditing</b>	<b>23.00</b>	<b>\$ 5,851,701</b>
500010 - OAG Administration	3.00	\$ 973,391
500020 - Auditing Operations	20.00	\$ 3,082,310
500025 - Auditing - ACFR	-	\$ 1,796,000
<b>General Fund Total</b>	<b>23.00</b>	<b>\$ 5,851,701</b>

# Department 51: Board of Zoning Appeals

## Mission

As a quasi-judicial body, the Board of Zoning Appeals' (BZA) primary role is to hear and rule on appeals for relief or relaxation of provisions of the zoning ordinance from any person, firm, partnership, or corporation; or by any officer, department, commission, board, or bureau of the City aggrieved by a decision of an enforcing officer or of the Buildings, Safety, Engineering and Environmental Department. The Board conducts investigations and public hearings to determine whether variances, exceptions or modifications of approved regulated uses of land will be in the best interest of the public and that the spirit and intent of the zoning ordinance is upheld. The Board has discretionary powers granted by the local zoning ordinance and State Enabling Act. Any adjustment or reversal must conform to the Ordinance and provide neighborhood commercial stabilization.

## Operating Programs and Services

- **Zoning Appeals Division** reviews any order, requirement, decision, or determination made in the enforcement of the City of Detroit Zoning Ordinance. The Board has certain discretionary powers in making its decision to comply with the powers granted to it by the local zoning ordinance and State Enabling Act. Any adjustment or reversal must conform to the provisions of the zoning ordinance and provide neighborhood and commercial stabilization.

## Goals, Strategic Priorities and Related City Outcomes

Goals / Strategic Priorities	Timeframe	Related City Outcome
1. Ensure that City land use is congruent with the spirit and intent of the ordinance through improved zoning and land use training	January 2025 – December 2025	Effective Governance
2. Provide technical assistance to potential BZA applicants at the point of application to ensure a thorough understanding of the ordinance and the applicant's request	January 2025 – December 2025	Effective Governance
3. Enhance the quality of services to citizens and businesses through improved land use and planning technology	January 2025 – December 2025	Economic Equity and Opportunity
4. Respond to City Council, administration, and departmental referrals	January 2025 – December 2025	Efficient and Innovative Operations
5. Make just decisions as they affect the applicant, people in the immediate vicinity of the property, and the public	January 2025 – December 2025	Effective Governance
6. Ensure that City land use is congruent with the spirit and intent of the ordinance through improved zoning and land use training	January 2025 – December 2025	Effective Governance

## Budget By Service

Services	FY 2026 Adopted	FY 2026 Adopted FTE
Zoning Appeals Investigations	\$641,919	4.0
<b>Total:</b>	<b>\$641,919</b>	<b>4.0</b>

## Metrics and Data

Metrics	Data	Related Goal #
Receive and complete 100 Building and Safety Cases Annually	To be collected	5
Complete 15% Investigations and have each case on Docket within 30 Days.	To be collected	5

## Departmental Financial Information

	General Fund	Non-General Funds	Capital Fund	Blight Fund	Total Funds
Revenues	\$ 112,000	\$ -	\$ -	\$ -	\$ 112,000
Appropriations	\$ 641,919	\$ -	\$ -	\$ -	\$ 641,919
<b>Net Tax Cost</b>	<b>\$ 529,919</b>	<b>\$ -</b>	<b>\$ -</b>	<b>\$ -</b>	<b>\$ 529,919</b>

<b>Positions (by FTE)</b>	<b>4.00</b>	<b>-</b>	<b>-</b>	<b>-</b>	<b>4.00</b>
---------------------------	-------------	----------	----------	----------	-------------

**City of Detroit**  
Fiscal 2025-2026 Budget

**Department 51 - Board of Zoning Appeals**  
**General Fund Budget**

<b>Appropriation Cost Center</b>	<b>Full-Time Equivalent</b>	<b>Budgeted Amount</b>
<b>27510 - Zoning &amp; Land Use Controls</b>	<b>4.00</b>	<b>\$ 641,919</b>
510010 - Board of Zoning Appeals Administration	4.00	\$ 641,919
<b>General Fund Total</b>	<b>4.00</b>	<b>\$ 641,919</b>

# Department 52: City Council

## Mission

The City Council is the City's legislative body. It promotes the economic, cultural and physical welfare of Detroit's citizens through Charter-mandated legislative functions.

Among the functions performed are the enactment and amendment of laws (ordinances and resolutions) governing operation of the City; approval and monitoring of contracts involving City business; approval and monitoring of the City budget, amendments thereto and the City fiscal condition; approval of City appropriations for grant funds and amendments thereto; approval of the sale or disposition of City property; approval of the settlement of civil litigation; receipt of complaints, petitions and reports affecting the operation of the City or its citizens; investigation and monitoring of City affairs, administration and conduct of City agencies; advocacy on behalf of citizens, State and Federal levels; approval of the Master Plan and Five-Year Capital Agenda; appointments to Boards and Commissions; providing a mechanism for residents to make concerns known; monitoring City service delivery to ensure implementation of adopted policies and priorities.

## Operating Programs and Services

- **Board of Review** hears and determines appeals from property tax assessments.
- **City Planning Commission (CPC)** is a nine-member body with appointed staff in LPD, that advises on matters pertaining to the social, physical and economic development of the City, including planning and zoning matters in accordance with the City Charter, Michigan Planning Enabling Act and the Zoning Enabling Act. Its primary role is that of the Zoning Commission.
- **Historic Designation Advisory Board (HDAB)** is a nine-member body with appointed staff in LPD. The HDAB advises City Council on all matters regarding historic preservation to protect the historic, cultural, archaeological resources, that make Detroit unique. HDAB produces a final report and ordinance for each local historic district in accordance with the Michigan Local Historic District Act.
- **Legislative Policy Division (LPD)** is comprised of Research & Analysis to research, monitor, evaluate and advise on policy and legal matters; Fiscal Analysis to compile financial information and advice on budgetary and financial matters.
- **City Council Administration & District Offices** is comprised of nine (9) Council Members' offices, City Council President additional support and City Council Administration-the division where agencywide expenses are centralized. The City Council President has authority over City Council Administration.

## Budget By Service

Services	FY 2026 Adopted	FY 2026 Adopted FTE
City Council	\$19,070,648	136.0
<b>Total:</b>	<b>\$19,070,648</b>	<b>136.0</b>

## Operating Budget Highlights

Initiative	FY 2026 Adopted	FY 2026 Adopted FTE
Increase marketing campaign for Board of Review	\$65,000	-
Economic Outlook Study for District 6 (one-time)	\$300,000	-
Increase for City Council At-Large Offices	\$200,000	-
Increase for City Council Offices	\$1,350,000	-

## Departmental Financial Information

	General Fund	Non-General Funds	Capital Fund	Blight Fund	Total Funds
Revenues	\$ 20,000	\$ -	\$ -	\$ -	\$ 20,000
Appropriations	\$ 19,070,648	\$ -	\$ -	\$ -	\$ 19,070,648
<b>Net Tax Cost</b>	<b>\$ 19,050,648</b>	<b>\$ -</b>	<b>\$ -</b>	<b>\$ -</b>	<b>\$ 19,050,648</b>

<b>Positions (by FTE)</b>	<b>136.00</b>	<b>-</b>	<b>-</b>	<b>-</b>	<b>136.00</b>
---------------------------	---------------	----------	----------	----------	---------------

**City of Detroit**  
Fiscal 2025-2026 Budget

**Department 52 - City Council**  
**General Fund Budget**

<b>Appropriation Cost Center</b>	<b>Full-Time Equivalent</b>	<b>Budgeted Amount</b>
<b>26520 - Historic Property Designation</b>	<b>1.00</b>	<b>\$ 42,002</b>
520120 - Historic Designation Advisory Board	1.00	\$ 42,002
<b>28520 - Legislative Administration</b>	<b>48.00</b>	<b>\$ 7,523,017</b>
520005 - Legislative Policy Division	34.00	\$ 5,185,576
520009 - City Council Appointed Board of Review	10.00	\$ 1,187,108
520016 - City Council Administration	4.00	\$ 1,115,557
520350 - City Council President Admin Support	-	\$ 34,776
<b>28521 - City Council Member At Large 1</b>	<b>12.00</b>	<b>\$ 1,424,227</b>
520305 - Council Member At Large 1	12.00	\$ 1,424,227
<b>28522 - City Council Member At Large 2</b>	<b>12.00</b>	<b>\$ 1,424,227</b>
520310 - Council Member At Large 2	12.00	\$ 1,424,227
<b>28523 - City Council - District 1 Council Member</b>	<b>8.00</b>	<b>\$ 1,222,158</b>
520315 - District 1 Council Member	8.00	\$ 1,222,158
<b>28524 - City Council - District 2 Council Member</b>	<b>11.00</b>	<b>\$ 1,222,158</b>
520320 - District 2 Council Member	11.00	\$ 1,222,158
<b>28525 - City Council - District 3 Council Member</b>	<b>10.00</b>	<b>\$ 1,222,158</b>
520325 - District 3 Council Member	10.00	\$ 1,222,158
<b>28526 - City Council - District 4 Council Member</b>	<b>10.00</b>	<b>\$ 1,222,158</b>
520330 - District 4 Council Member	10.00	\$ 1,222,158
<b>28527 - City Council - District 5 Council Member</b>	<b>9.00</b>	<b>\$ 1,324,227</b>
520335 - District 5 Council Member	9.00	\$ 1,222,158
520350 - City Council President Admin Support	-	\$ 102,069
<b>28528 - City Council - District 6 Council Member</b>	<b>6.00</b>	<b>\$ 1,222,158</b>
520340 - District 6 Council Member	6.00	\$ 1,222,158
<b>28529 - City Council - District 7 Council Member</b>	<b>9.00</b>	<b>\$ 1,222,158</b>
520345 - District 7 Council Member	9.00	\$ 1,222,158
<b>General Fund Total</b>	<b>136.00</b>	<b>\$ 19,070,648</b>



## Department 53: Office of the Ombudsperson

### Mission

The Ombudsperson improves service delivery through departmental accountability. The City of Detroit Office of the Ombudsperson was established by Charter referendum on November 6, 1973, became operational in 1974 and was upheld by voters in 2011. The Detroit City Ombudsperson, an independent governmental official, is appointed by the Detroit City Council.

The Office is mandated by the City Charter to use its independence to receive, investigate, mediate and resolve citizen complaints against any action, decision, recommendation, practice or procedure of any agency. The City Charter authorizes review of investigations and hearings conducted by City departments, with subpoena power, to ensure truthful and fair outcomes; recommend changes where investigations warrant; establish complaint investigative procedures and maintain records to determine areas of failure; initiate investigations where data reveals problems; provide information, referrals, assistance, and recommendations for appropriate investigation when complaints are not within City jurisdiction. Annual statistical reports are presented to City Council and Mayor. The Office does not address issues pending legal considerations in courts, or under review by City Council.

### Operating Programs and Services

- **Complaint Intake and Analysis** investigates and seeks resolution to citizen complaints, and restores citizen confidence where misunderstanding, error and omission have decreased confidence in government.
- **Community Engagement** increases public awareness of services.
- **Policy Advocacy** advances innovative and practical policy recommendations to resolve recurring complaints.

### Goals, Strategic Priorities and Related City Outcomes

Goals / Strategic Priorities	Timeframe	Related City Outcome
1. Provide efficient, quality, and user-friendly services to the public	July 2025 – June 2029	Effective Governance
2. Restore citizen confidence where misunderstanding, error, and omission have decreased confidence in government	July 2025 – June 2029	Effective Governance
3. Investigate and seek resolution to citizen complaints	July 2025 – June 2029	Effective Governance
4. Advance innovative and practical policy recommendations to resolve recurring complaints	July 2025 – June 2029	Effective Governance
5. Update technology and increase public awareness of services	July 2025 – June 2029	Effective Governance

## Budget By Service

Services	FY 2026 Adopted	FY 2026 Adopted FTE
Complaint Intake and Analysis	\$2,021,229	15.0
Community Engagement	\$12,000	-
Policy Advocacy	-	-
<b>Total:</b>	<b>\$2,033,229</b>	<b>15.0</b>

## Metrics and Data

Metrics	Data	Related Goal #
Number of complaints received	3,361	3
Number of events held per year	165	5
Number of recommendations adopted	3 out of 5	4

## Operating Budget Highlights

Initiative	FY 2026 Adopted	FY 2026 FTE
Proportional Funding Increase for Oversight Agencies	\$314,752	3.0

## Departmental Financial Information

	General Fund	Non-General Funds	Capital Fund	Blight Fund	Total Funds
Revenues	\$ -	\$ 12,000	\$ -	\$ -	\$ 12,000
Appropriations	\$ 2,021,229	\$ 12,000	\$ -	\$ -	\$ 2,033,229
<b>Net Tax Cost</b>	<b>\$ 2,021,229</b>	<b>\$ -</b>	<b>\$ -</b>	<b>\$ -</b>	<b>\$ 2,021,229</b>

<b>Positions (by FTE)</b>	<b>15.00</b>	<b>-</b>	<b>-</b>	<b>-</b>	<b>15.00</b>
---------------------------	--------------	----------	----------	----------	--------------

**City of Detroit**  
Fiscal 2025-2026 Budget

**Department 53 - Office of the Ombudsperson**  
**General Fund Budget**

<b>Appropriation Cost Center</b>	<b>Full-Time Equivalent</b>	<b>Budgeted Amount</b>
<b>28530 - Community Engagement - Ombudsperson</b>	<b>15.00</b>	<b>\$ 2,021,229</b>
530010 - Ombudsperson Administration & Operations	15.00	\$ 2,021,229
<b>General Fund Total</b>	<b>15.00</b>	<b>\$ 2,021,229</b>

**City of Detroit**  
Fiscal 2025-2026 Budget

**Department 53 - Office of the Ombudsperson**  
**Non-General Funds Budget**

<b>Appropriation Cost Center</b>	<b>Full-Time Equivalent</b>	<b>Budgeted Amount</b>
<b>28530 - Community Engagement - Ombudsperson</b>	-	\$ 12,000
530010 - Ombudsperson Administration & Operations	-	\$ 12,000
<b>Non-General Fund Total</b>	-	\$ 12,000

# Department 54: Office of the Inspector General

## Mission

Article 7.5 Chapter 3 of the 2012 City of Detroit Charter establishes the Office of the Inspector General (OIG). The purpose of the office is to ensure honesty and integrity in the operation and efficiency of City government by rooting out waste, abuse, fraud, and corruption. The Mission of the office is to be one of the most proficient and vigilant Inspector General Offices in the country.

## Operating Programs and Services

- Accountability Investigations & Audits:** The OIG investigates official conduct of public servant, City agency, program, contractor and subcontractor providing goods and services to the City; business entity seeking contracts or certification of eligibility for City contracts; and person seeking certification of eligibility for participation in any City program, either in response to a complaint or on the Inspector General's own initiative in order to detect and prevent waste, abuse, fraud and corruption. To carry out its Charter-mandated duties without any bias or influence, the Charter established the OIG to be one of the four independent agencies of the City of Detroit.

## Goals, Strategic Priorities and Related City Outcomes

Goals / Strategic Priorities	Timeframe	Related City Outcome
1. To conduct appropriate investigations and reviews to further our goal of rooting out fraud, abuse, waste and corruption in City government and contracting and by doing so make the City of Detroit a better place to work and conduct business	January 2020 – December 2026	Effective Governance

## Budget By Service

Services	FY 2026 Adopted	FY 2026 Adopted FTE
Accountability Investigations	\$2,252,394	12.0
<b>Total:</b>	<b>\$2,252,394</b>	<b>12.0</b>

## Metrics and Data

Metrics	Data	Related Goal #
Number of complaints actively worked on	251	1
Number of new investigations opened	37	1
Number of investigations closed (all active investigations, both prior and new)	21	1

## Operating Budget Highlights

Initiative	FY 2026 Adopted	FY 2026 Adopted FTE
Proportional Funding Increase for Oversight Agencies	\$326,244	1.0

## Departmental Financial Information

	General Fund	Non-General Funds	Capital Fund	Blight Fund	Total Funds
Revenues	\$ -	\$ -	\$ -	\$ -	\$ -
Appropriations	\$ 2,252,394	\$ -	\$ -	\$ -	\$ 2,252,394
Net Tax Cost	\$ 2,252,394	\$ -	\$ -	\$ -	\$ 2,252,394

Positions (by FTE)	12.00	-	-	-	12.00
--------------------	-------	---	---	---	-------

**City of Detroit**  
Fiscal 2025-2026 Budget

**Department 54 - Office of the Inspector General**  
**General Fund Budget**

<b>Appropriation Cost Center</b>	<b>Full-Time Equivalent</b>	<b>Budgeted Amount</b>
<b>28540 - OIG Investigations &amp; Accountability</b>	<b>12.00</b>	<b>\$ 2,252,394</b>
540010 - Office of the Inspector General	12.00	\$ 2,252,394
<b>General Fund Total</b>	<b>12.00</b>	<b>\$ 2,252,394</b>



# Department 60: 36<sup>th</sup> District Court

## Mission

The 36<sup>th</sup> District Court is dedicated to administering justice in an equitable, impartial, and timely manner in accordance with the rule of law. The public and other agencies it serves shall be provided with an accessible, safe, and respectful environment in which to conduct business and resolve disputes. There is a commitment to promoting excellence, integrity and competence while ensuring public trust and confidence in the judicial system.

The 36<sup>th</sup> District Court is one of the busiest courts in the nation and is Michigan's largest limited jurisdiction court. It has 29 judges, 6 magistrates, and approximately 290 employees in downtown Detroit. The majority of the Court's annual case filings are handled in the Traffic Division. On an annual basis, approximately 1 million citizens conduct business at the court, and just under 500,000 telephone and email inquiries are received.

The Court has exclusive jurisdiction in general civil and landlord/tenant matters for litigation up to \$25,000, misdemeanor traffic and civil infraction violation cases, and all judicial functions on felony criminal cases, as well as Small Claims matters with claims up to \$5,500. Criminal jurisdiction includes misdemeanor and felony offenses through preliminary examination. Legislation, effective January 1, 2015, mandated an additional hearing and a probable cause conference for every felony case. 36<sup>th</sup> District Court operations previously controlled by the State were transferred to the City upon enactment of Public Act 374 of 1996.

## Operating Programs and Services

- **Criminal & Traffic Court and Probation Department** promotes safer neighborhoods through holding people accountable for infractions.
- **Civil Division** assists residents find equitable solutions to civil-related situations.
- **Court Support Services & Administration** promote economic equity and opportunity by funding Specialty Court programs for individuals in crisis or facing addiction. Also, these divisions reimburse the Court for Judicial Services, thus providing for efficient and innovative operations.

## Goals, Strategic Priorities and Related City Outcomes

Goals / Strategic Priorities	Timeframe	Related City Outcome
1. Administer justice in an equitable and impartial manner in accordance with the rule of law	July 2025 – June 2029	Safer Neighborhoods
2. Administer justice in a timely manner in accordance with the rule of law	July 2025 – June 2029	Efficient & Innovative Operations
3. Identify candidate offenders for Specialty Court Programs and provide support for rehabilitation	July 2025 – June 2029	Economic Equity & Opportunity
4. Provide the public and other agencies with an accessible, safe, and respectful environment in which to conduct business and resolve disputes	July 2025 – June 2029	Efficient & Innovative Operations
5. Promote excellence, integrity, and competence while ensuring public trust and confidence in the judicial system	July 2025 – June 2029	Effective Governance

## Budget By Service

Services	FY 2026 Adopted	FY 2026 Adopted FTE
Administration & Overhead	\$33,321,872	325.0
<b>Total:</b>	<b>\$33,321,872</b>	<b>325.0</b>

## Metrics and Data

Metrics	Data	Related Goal #
Score from Survey Respondents who agree or strongly agree they were treated with courtesy and respect by Judges, Magistrates, and Court Staff	4.60 out of 5	1
Percentage of Survey Respondents who agree or strongly agree their case was handled fairly	88%	2
Number of Grant Awards for Specialty Court Programs	3 State Grants and 2 Federal	3
Number of cases filed, and number of cases disposed in CY24	398,450 filed/re-opened and 401,388 disposed	4 & 5

## Departmental Financial Information

	General Fund	Non-General Funds	Capital Fund	Blight Fund	Total Funds
Revenues	\$ 13,997,966	\$ -	\$ -	\$ -	\$ 13,997,966
Appropriations	\$ 33,321,872	\$ -	\$ -	\$ -	\$ 33,321,872
<b>Net Tax Cost</b>	<b>\$ 19,323,906</b>	<b>\$ -</b>	<b>\$ -</b>	<b>\$ -</b>	<b>\$ 19,323,906</b>
<b>Positions (by FTE)</b>	<b>325.00</b>	<b>-</b>	<b>-</b>	<b>-</b>	<b>325.00</b>

City of Detroit  
Fiscal 2025-2026 Budget

Department 60 - 36th District Court  
General Fund Budget

Appropriation Cost Center	Full-Time Equivalent	Budgeted Amount
<b>29600 - 36th District Court Administration</b>	<b>325.00</b>	<b>\$ 33,321,872</b>
600010 - Direct Costs	29.00	\$ 3,051,950
600014 - District Court Operations	296.00	\$ 25,959,922
600035 - Court Security Reimbursement	-	\$ 585,000
600100 - Court Administration	-	\$ 3,725,000
<b>General Fund Total</b>	<b>325.00</b>	<b>\$ 33,321,872</b>

# Department 70: Office of the City Clerk

## Mission

The Office of the City Clerk serves as the scribe for the City Council. It maintains public records and custodial duties for the Corporate Seal. The Office certifies official documents, administers Oaths of Office, receives affidavits and performs all duties related to the Chair of the Elections Commission.

The Office of the City Clerk meets the goals of the agency as defined by City Charter and serves as the keeper of all records on behalf of the City of Detroit. It also maintains the custodial role of the Corporate Seal of the City and performs certification and administration of all official City documents, oaths and affidavits; responds to citizens' requests for information and exercises power and duties as prescribed by law and the City Charter. The City Clerk, as prescribed by the City Charter, serves as the Chair of the Elections Commission, performing executive oversight of the day-to-day operation of the Department of Elections, as well as administration of all Federal, State and local elections.

## Operating Programs and Services

- **Public Affairs Information** effectively and efficiently executes City Council duties, maintains and protects the records of the City of Detroit, and furnishes information for requests from citizens and other City agencies.

## Goals, Strategic Priorities and Related City Outcomes

Goals / Strategic Priorities	Timeframe	Related City Outcome
1. Effectively and efficiently execute City Council charter-mandated duties related to administering oaths and certifying documents and records under corporate seal	July 2025 – June 2029	Effective Governance
2. Effectively serve as City Council's clerk to maintain and protect the records of the City of Detroit	July 2025 – June 2029	Effective Governance
3. Administer and provide information for requests from citizens and other City agencies	July 2025 – June 2029	Efficient and Innovative Operations

## Budget By Service

Services	FY 2026 Adopted	FY 2026 Adopted FTE
Public affairs information	\$3,684,695	29.0
<b>Total:</b>	<b>\$3,684,695</b>	<b>29.0</b>

## Metrics and Data

Metrics	Data	Related Goal #
Average response time associated with internal and external public information records requests	48 business hours	3

## Operating Budget Highlights

Initiative	FY 2026 Adopted	FY 2026 Adopted FTE
Staffing to support creation of a legislation search system	\$377,000	4.0
Comprehensive voter education campaign (one-time)	\$500,000	-

## Departmental Financial Information

	General Fund	Non-General Funds	Capital Fund	Blight Fund	Total Funds
Revenues	\$ 7,650	\$ -	\$ -	\$ -	\$ 7,650
Appropriations	\$ 3,684,695	\$ -	\$ -	\$ -	\$ 3,684,695
<b>Net Tax Cost</b>	<b>\$ 3,677,045</b>	<b>\$ -</b>	<b>\$ -</b>	<b>\$ -</b>	<b>\$ 3,677,045</b>

<b>Positions (by FTE)</b>	<b>29.00</b>	<b>-</b>	<b>-</b>	<b>-</b>	<b>29.00</b>
---------------------------	--------------	----------	----------	----------	--------------

**City of Detroit**  
Fiscal 2025-2026 Budget

**Department 70 - City Clerk**  
**General Fund Budget**

<b>Appropriation Cost Center</b>	<b>Full-Time Equivalent</b>	<b>Budgeted Amount</b>
<b>28700 - City Clerk Administration</b>	<b>29.00</b>	<b>\$ 3,684,695</b>
700010 - Office of the City Clerk	18.00	\$ 2,713,025
700030 - City Council Support Staff	11.00	\$ 971,670
<b>General Fund Total</b>	<b>29.00</b>	<b>\$ 3,684,695</b>



# Department 71:

## Department of Elections

### Mission

The Department of Elections efficiently conducts all required elections (Local, County, State and Federal) as mandated by City Charter, City Ordinances and Michigan Election Law; and provides and maintains voter registration for all eligible residents of the city of Detroit.

The Elections Commission, comprised of the City Clerk (Chairperson), the Corporation Counsel, and the President of the City Council, oversees the affairs of the Department of Elections. Through the Director and Deputy Director of Elections, and under City Clerk oversight, the Commission monitors the activities of the Department to ensure that all voter-related services are carried out competently and efficiently.

### Operating Programs and Services

- **Elections Administration & Overhead** services include, but are not limited to, management and maintenance of voter registration records; administration of elections; maintenance of voting equipment; training of both permanent and temporary staff; and implementation of new programs that may be necessary as a result of changes in election law.
- **Pre-Election Voter Education and Outreach** efforts aim to reach diverse groups of residents by partnering with various community organizations to conduct voter education, voter registration, and poll worker recruitment.

### Goals, Strategic Priorities and Related City Outcomes

Goals / Strategic Priorities	Timeframe	Related City Outcome
1. Ensure and place emphasis on transparency in the election process among candidates and voters	July 2025 – June 2029	Effective Governance
2. Conduct all scheduled and special elections in the most efficient and effective manner provided by law	July 2025 – June 2029	Effective Governance
3. Increase voter participation in the election process by ensuring full disclosure of all scheduled and special election activities and implementing aggressive voter outreach	July 2025 – June 2029	Efficient and Innovative Operations

### Budget By Service

Services	FY 2026 Adopted	FY 2026 Adopted FTE
Elections Administration	\$18,448,916	115.0
Pre-Election Voter Education & Outreach	\$710,932	-
<b>Total:</b>	<b>\$19,159,848</b>	<b>115.0</b>



## Metrics and Data

Metrics	Data	Related Goal #
Percentage of registered voters casting ballots (Nov 2024)	47% turnout	1
Number of new voter registrations completed (Jan–Dec 2024)	47,037	3

## Operating Budget Highlights

Initiative	FY 2026 Adopted	FY 2026 Adopted FTE
Increased support for polling locations rentals & staff	\$102,819	-
Funding for municipal election ballot printing (one-time)	\$98,780	-

## Departmental Financial Information

	General Fund	Non-General Funds	Capital Fund	Blight Fund	Total Funds
Revenues	\$ 3,000	\$ -	\$ -	\$ -	\$ 3,000
Appropriations	\$ 19,159,848	\$ -	\$ -	\$ -	\$ 19,159,848
<b>Net Tax Cost</b>	<b>\$ 19,156,848</b>	<b>\$ -</b>	<b>\$ -</b>	<b>\$ -</b>	<b>\$ 19,156,848</b>

<b>Positions (by FTE)</b>	<b>115.00</b>	<b>-</b>	<b>-</b>	<b>-</b>	<b>115.00</b>
---------------------------	---------------	----------	----------	----------	---------------

**City of Detroit**  
Fiscal 2025-2026 Budget

**Department 71 - Department of Elections**  
**General Fund Budget**

<b>Appropriation Cost Center</b>	<b>Full-Time Equivalent</b>	<b>Budgeted Amount</b>
<b>28710 - Effective Governance - City Elections</b>	<b>115.00</b>	<b>\$ 19,159,848</b>
710010 - Elections Administration	23.00	\$ 2,521,580
710011 - Computer Systems Support	10.00	\$ 747,267
710012 - Registration	51.00	\$ 3,048,814
710013 - Voter Education	-	\$ 710,932
710014 - Equipment Management Support	16.00	\$ 996,808
710016 - Elections Training	11.00	\$ 955,330
710028 - Technical Service & Supply Support	4.00	\$ 234,983
710041 - Primary Election	-	\$ 2,716,464
710042 - General Election	-	\$ 7,227,670
<b>General Fund Total</b>	<b>115.00</b>	<b>\$ 19,159,848</b>

# Department 72: Detroit Public Library

## Mission

The Detroit Public Library (DPL) enlightens and empowers people by providing diverse and dynamic pathways to literacy and learning. DPL is an independent municipal organization administered through the Detroit Library Commission. Funding for library operations is generated through a dedicated millage of 4.63 mills. As Michigan's largest public library system, DPL offers services through its Main Library and 21 neighborhood branches: a collection of over 4.4 million cataloged items which includes books, magazines, and professional journals, as well as extensive audio, video, and DVD collections; 4 million manuscripts, music scores, photographs, pictures, and government documents; and over 950 public access computers.

## Operating Programs and Services

- **The Main Library**, located in the Midtown Cultural Center, is an architectural jewel and the largest public library building in the state. It is a center for literacy support, library services, cultural programming, technology access, and computer classes.
- **The Mobile Library** allows Detroit and Highland Park residents to check out books and audio-visual materials, access digital collections, connect with free Wi-Fi, or participate in program activities.
- **Library Collections** are composed of five departments in the Main Library which includes Children's and Teens, Popular Library; Business, Science & Technology (BST) and Social Science, Education & Religion (SSER); Special Collections; and Music, Art & Literature (MAL).
- **Library Branches** include Bowen, Campbell, Chandler Park, Chaney, Chase, Conely, Douglass, Duffield, Edison, Elmwood Park, Franklin, Hubbard, Jefferson, Knapp, Lincoln, Monteith, Parkman, Redford, Sherwood Forest, Skillman, and Wilder in Detroit's neighborhoods. They serve as community centers connecting citizens to information and technology. Each branch is different, offering a range of services and programs tailored to fit the specific community served.
- **Library Enrichment Programs** includes five (5) departments in the Main Library: 1) Children's Library, 2) Children's Library Services, 3) HYPE Teen Center, 4) Technology, Literacy & Career Center (TLC), and 5) The Community Information & Referral Service (TIP).
- **Administration** is composed of twelve (12) departments: Executive Director's Office, Marketing, Human Resources, Public Services, Bibliographic Division, Technical Processing, Information Systems, Financial Operations, Facilities, Security Operations, Print Shop, and Shipping.

## Goals, Strategic Priorities and Related City Outcomes

Goals / Strategic Priorities	Timeframe	Related City Outcome
1. Provide diverse and dynamic pathways to literacy and learning	July 2025 - June 2028	Effective Governance
2. Continue providing Literacy Programs based on community needs	July 2025 - June 2028	Efficient & Innovative Operations
3. Maintain, upgrade, and expand on existing technology	July 2025 - June 2028	Efficient & Innovative Operations
4. Create a financially strong and stable future	July 2025 - June 2028	Economic Equity & Opportunity
5. Find innovative ways to increase and retain current workforce and ensure a diverse employee base	July 2025 - June 2028	Efficient & Innovative Operations
6. Preserve and sustain facilities and infrastructure	July 2025 - June 2028	Vibrant & Beautiful City

## Budget By Service

Services	FY 2026 Adopted	FY 2026 Adopted FTE
Administration & Overhead	\$25,014,786	94.0
Library Branches	\$11,384,029	177.0
Library Collections	\$6,069,214	60.0
Library Enrichment Programs	\$1,004,131	13.0
<b>Total:</b>	<b>\$43,472,160</b>	<b>344.0</b>

## Metrics and Data

Metrics	Data	Related Goal #
Available Grants	1	4
Continuous Community Service	3,156 programs offered	1
Employee Counts	253	5
Number of Branch Re-openings	1	6
Program Participant Outcomes for Enrichment Programs	75,787 Participants	1

## Operating Budget Highlights

Initiative	FY 2026 Adopted	FY 2026 Adopted FTE
Equipment Acquisitions	\$575,000	-
Library Collection Additions	\$2,619,353	-

## Departmental Financial Information

	General Fund	Non-General Funds	Capital Fund	Blight Fund	Total Funds
Revenues	\$ -	\$ 43,472,160	\$ -	\$ -	\$ 43,472,160
Appropriations	\$ -	\$ 43,472,160	\$ -	\$ -	\$ 43,472,160
<b>Net Tax Cost</b>	<b>\$ -</b>	<b>\$ -</b>	<b>\$ -</b>	<b>\$ -</b>	<b>\$ -</b>
<b>Positions (by FTE)</b>	<b>-</b>	<b>344.00</b>	<b>-</b>	<b>-</b>	<b>344.00</b>

**City of Detroit**  
Fiscal 2025-2026 Budget

**Department 72 - Detroit Public Library**  
**Non-General Funds Budget**

<b>Appropriation Cost Center</b>	<b>Full-Time Equivalent</b>	<b>Budgeted Amount</b>
<b>26720 - Library Collections Management</b>	<b>60.00</b>	<b>\$ 6,069,214</b>
720002 - DPL - Administrative Services	-	\$ 2,619,353
720025 - Library Circulation	5.00	\$ 316,784
720045 - Clerical Assistance - Main	30.00	\$ 1,141,599
720114 - Business, Science, & Technology (BST)	8.00	\$ 596,853
720265 - Special Collections: Burton, MRL, Automotive	5.00	\$ 474,664
720510 - Library Data Processing	12.00	\$ 919,961
<b>27720 - Library Enrichment Programs</b>	<b>13.00</b>	<b>\$ 1,004,131</b>
720033 - Children's Library Services	9.00	\$ 700,481
720034 - Children & Young Adult Services	3.00	\$ 248,666
720510 - Library Data Processing	1.00	\$ 54,984
<b>27721 - Library - Branch Services</b>	<b>177.00</b>	<b>\$ 11,389,029</b>
720002 - DPL - Administrative Services	-	\$ 118,963
720044 - TIP & TRC	6.00	\$ 457,560
720045 - Clerical Assistance - Main	16.50	\$ 580,047
720210 - Chaney	5.00	\$ 383,348
720220 - Hubbard	4.00	\$ 325,868
720230 - Redford	7.00	\$ 488,873
720240 - Campbell	4.00	\$ 329,643
720250 - Lincoln	4.00	\$ 340,888
720260 - Jefferson	4.00	\$ 335,533
720270 - Chase	4.00	\$ 351,293
720275 - Clerical Assistance Branches	46.50	\$ 1,759,088
720290 - Franklin	5.00	\$ 389,311
720300 - SIR/Douglass	14.00	\$ 1,065,841
720310 - Elmwood Park	4.00	\$ 413,215
720320 - Parkman	8.00	\$ 571,219
720330 - Wilder	5.00	\$ 362,207
720340 - Conely	5.00	\$ 378,043
720350 - Chandler Park	4.00	\$ 328,469
720360 - Bowen	4.00	\$ 334,644
720370 - Knapp	5.00	\$ 383,040
720380 - Edison	5.00	\$ 412,034
720390 - Duffield	5.00	\$ 386,547
720400 - Sherwood Forest	4.00	\$ 344,298
720410 - Downtown	8.00	\$ 549,057
<b>29720 - Detroit Public Library Administration</b>	<b>94.00</b>	<b>\$ 25,009,786</b>
720002 - DPL - Administrative Services	9.00	\$ 14,221,188
720025 - Library Circulation	1.00	\$ 85,489
720201 - DPL - Director of Branch Services	-	\$ 1,550,000
720240 - Campbell	-	\$ 1,698,700

**City of Detroit**  
Fiscal 2025-2026 Budget

**Department 72 - Detroit Public Library**  
**Non-General Funds Budget**

<b>Appropriation Cost Center</b>	<b>Full-Time Equivalent</b>	<b>Budgeted Amount</b>
720410 - Downtown	-	\$ 50,000
720452 - DPL - Library Marketing Services	4.00	\$ 423,324
720462 - DPL - Director of Technical Services	2.00	\$ 185,448
720482 - DPL - Bibliographic	5.00	\$ 445,781
720492 - DPL - Print Shop	1.00	\$ 88,752
720502 - DPL - Technical Processing Services	4.00	\$ 257,411
720532 - DPL - Director of Information Systems	8.00	\$ 942,391
720542 - DPL - Human Resources	8.00	\$ 891,926
720572 - DPL - Director of Business & Financial Operations	10.00	\$ 932,001
720622 - DPL - Facilities Maintenance	18.00	\$ 1,633,365
720650 - Security, Maintenance, & Shipping	19.00	\$ 1,196,900
720662 - DPL - Shipping Services	5.00	\$ 407,110
<b>Non-General Fund Total</b>	<b>344.00</b>	<b>\$ 43,472,160</b>



**City of Detroit**  
Fiscal 2025-2026 Budget

**Department 10 - Airport Department**  
**Personnel Services**

<b>Fund</b>	<b>FY26</b>
<b>Appropriation</b>	<b>Adopted</b>
<b>Cost Center</b>	<b>FTE</b>
<b>Classification</b>	
<b>5002 - Airport Operation and Maint</b>	<b>12.00</b>
<b>27100 - City Airport Operations</b>	<b>12.00</b>
<b>100010 - Airport Administration</b>	<b>5.00</b>
010179 - Airport Director	1.00
010710 - General Manager Airport	1.00
111003 - Project Manager Analytics Specialist 3	1.00
81012081 - Administrative Assistant Grade 4	1.00
929108 - Administrative Special Services Staff 3 Exempt	1.00
<b>100020 - Airport Maintenance</b>	<b>7.00</b>
544011 - Airport Operations Assistant	1.00
544021 - Airport Service Worker	3.00
544051 - Airport Operations Manager	1.00
621065 - Building And Grounds Maintenance Supervisor	1.00
631035 - Building Services Operations Assistant	1.00
<b>Total FTE</b>	<b>12.00</b>

**City of Detroit**  
Fiscal 2025-2026 Budget

**Department 13 - Buildings, Safety, Engineering, & Environmental Department**  
**Personnel Services**

<b>Fund</b>	<b>FY26 Adopted FTE</b>
<b>Appropriation</b>	
<b>Cost Center</b>	
<b>Classification</b>	
<b>1000 - General Fund</b>	<b>61.00</b>
<b>26130 - BSEED Environmental Protection</b>	<b>50.00</b>
<b>130370 - Environmental Affairs</b>	<b>10.00</b>
010721 - General Manager Environmental Affairs	1.00
081009 - Customer Service Representative 3 BSEED	3.00
272021 - Environmental Specialist 1	1.00
272022 - Environmental Specialist 2	2.00
272023 - Environmental Specialist 3	3.00
<b>130372 - Environmental Enforcement</b>	<b>40.00</b>
010912 - Manager 1 Buildings Safety Engineering	1.00
012041 - Principal Clerk	1.00
081009 - Customer Service Representative 3 BSEED	3.00
264221 - Environmental Control Inspector	29.00
264231 - Senior Environmental Control Inspector	3.00
264241 - Principal Environmental Control Inspector	2.00
264261 - Supervisor Of Environmental Control	1.00
<b>27130 - BSEED - Business License Center</b>	<b>11.00</b>
<b>130365 - Business License Center</b>	<b>11.00</b>
010814 - Manager 2 Buildings Safety Engineering	1.00
012072 - Administrative Assistant Grade 3 Building Safety	1.00
081009 - Customer Service Representative 3 BSEED	2.00
099131 - Commercial And Residential License Investigator	4.00
099156 - Senior Commercial And Residential License Investigator	1.00
929101 - Administrative Special Services Staff 1	2.00
<b>2490 - Construction Code Fund</b>	<b>302.00</b>
<b>25130 - BSEED Safe Buildings</b>	<b>154.00</b>
<b>130320 - Property Maintenance Enforcement</b>	<b>113.00</b>
012006 - Title Searcher	3.00
012061 - Administrative Assistant Grade 2	1.00
013374 - Executive Administrative Assistant 2	1.00
019210 - Office Management Assistant	1.00
081009 - Customer Service Representative 3 BSEED	15.00
091152 - Senior Assistant Corporation Counsel	1.00
111003 - Project Manager Analytics Specialist 3	1.00
13111002 - Project Manager Analytics Specialist 2	1.00
15111004 - Project Manager Analytics Specialist 4	1.00
199121 - Housing Inspector	25.00

**City of Detroit**  
Fiscal 2025-2026 Budget

**Department 13 - Buildings, Safety, Engineering, & Environmental Department**  
**Personnel Services**

<b>Fund</b>	<b>Appropriation Cost Center Classification</b>	<b>FY26 Adopted FTE</b>
	199155 - Assistant Chief Of Property Maintenance	1.00
	199221 - Building Inspector	46.00
	199231 - Supervising Building Inspector	6.00
	653080 - Executive Management Team	1.00
	81012051 - Head Clerk	2.00
	929101 - Administrative Special Services Staff 1	1.00
	929102 - Administrative Special Services Staff 2	3.00
	929108 - Administrative Special Services Staff 3 Exempt	3.00
	<b>130321 - Dangerous Building Administration</b>	<b>23.00</b>
	012006 - Title Searcher	3.00
	012041 - Principal Clerk	1.00
	012072 - Administrative Assistant Grade 3 Building Safety	1.00
	081009 - Customer Service Representative 3 BSEED	7.00
	199221 - Building Inspector	9.00
	199231 - Supervising Building Inspector	2.00
	<b>130345 - BSEED Housing Inspections</b>	<b>18.00</b>
	081009 - Customer Service Representative 3 BSEED	2.00
	199321 - Plumbing Inspector	14.00
	199331 - Supervising Plumbing Inspector	1.00
	81012051 - Head Clerk	1.00
	<b>27131 - BSEED Development Support</b>	<b>129.00</b>
	<b>130340 - BSEED Mechanical</b>	<b>62.00</b>
	012237 - Administrative Assistant Grade 2 Buildings And Safety E	1.00
	019210 - Office Management Assistant	2.00
	081009 - Customer Service Representative 3 BSEED	5.00
	199241 - Assistant Chief Of Building Inspections	1.00
	199421 - Electrical Inspector	21.00
	199431 - Supervising Electrical Inspector	1.00
	199521 - Boiler Inspector	6.00
	199523 - Elevator Inspector	9.00
	199526 - Mechanical Inspector	12.00
	199530 - Licenses Examiner Mechanical	1.00
	199531 - Supervising Boiler Inspector	1.00
	199533 - Supervising Elevator Inspector	1.00
	199535 - Supervising Mechanical Inspector	1.00
	<b>130346 - BSEED Buildings</b>	<b>31.00</b>
	012019 - Senior Information Technician	1.00

**City of Detroit**  
Fiscal 2025-2026 Budget

**Department 13 - Buildings, Safety, Engineering, & Environmental Department**  
**Personnel Services**

<b>Fund</b>	<b>Appropriation Cost Center Classification</b>	<b>FY26 Adopted FTE</b>
	019210 - Office Management Assistant	1.00
	081009 - Customer Service Representative 3 BSEED	5.00
	199221 - Building Inspector	21.00
	199231 - Supervising Building Inspector	1.00
	199241 - Assistant Chief Of Building Inspections	1.00
	653080 - Executive Management Team	1.00
	<b>130347 - BSEED Zoning</b>	<b>7.00</b>
	010912 - Manager 1 Buildings Safety Engineering	1.00
	081009 - Customer Service Representative 3 BSEED	1.00
	199035 - Zoning Inspector	5.00
	<b>130375 - BSEED Permits</b>	<b>6.00</b>
	012041 - Principal Clerk	1.00
	081009 - Customer Service Representative 3 BSEED	5.00
	<b>130376 - Plan Review</b>	<b>15.00</b>
	010714 - General Manager BSEED	1.00
	081009 - Customer Service Representative 3 BSEED	1.00
	124043 - Senior Associate Civil Engineer Design	3.00
	199221 - Building Inspector	5.00
	199231 - Supervising Building Inspector	1.00
	199321 - Plumbing Inspector	1.00
	199421 - Electrical Inspector	2.00
	199526 - Mechanical Inspector	1.00
	<b>130377 - Development Resource Center - One Stop Shop Plan Review</b>	<b>8.00</b>
	010912 - Manager 1 Buildings Safety Engineering	1.00
	012019 - Senior Information Technician	1.00
	081009 - Customer Service Representative 3 BSEED	3.00
	199035 - Zoning Inspector	1.00
	199221 - Building Inspector	2.00
	<b>29130 - BSEED - Administration</b>	<b>19.00</b>
	<b>130310 - BSEED Administration</b>	<b>19.00</b>
	010121 - Director Of Buildings And Safety Engineering	1.00
	010122 - Deputy Director Of Buildings And Safety Engineering	1.00
	012072 - Administrative Assistant Grade 3 Building Safety	1.00
	012210 - Administrative Specialist 1	1.00
	012237 - Administrative Assistant Grade 2 Buildings And Safety E	1.00
	013374 - Executive Administrative Assistant 2	1.00
	019210 - Office Management Assistant	1.00

City of Detroit  
Fiscal 2025-2026 Budget

Department 13 - Buildings, Safety, Engineering, & Environmental Department  
Personnel Services

Fund Appropriation Cost Center Classification	FY26 Adopted FTE
041971 - Business Systems Support Specialist 1	2.00
041972 - Business Systems Support Specialist 2	2.00
081009 - Customer Service Representative 3 BSEED	1.00
13111004 - Project Manager Analytics Specialist 4	1.00
13111141 - Operations General Manager	1.00
43013377 - Executive Administrative Assistant 3	1.00
43309903 - Clerk 3	1.00
929107 - Administrative Special Services Staff 2 Exempt	1.00
929108 - Administrative Special Services Staff 3 Exempt	2.00
<b>Total FTE</b>	<b>363.00</b>

**City of Detroit**  
Fiscal 2025-2026 Budget

**Department 16 - Construction & Demolition Department**  
**Personnel Services**

<b>Fund</b>	<b>FY26</b>
<b>Appropriation</b>	<b>Adopted</b>
<b>Cost Center</b>	<b>FTE</b>
<b>Classification</b>	
<b>1000 - General Fund</b>	<b>59.00</b>
<b>29160 - CDD Shared Services</b>	<b>59.00</b>
<b>160070 - Construction &amp; Facilities Management</b>	<b>50.00</b>
011062 - Assistant Director Demolition	1.00
111003 - Project Manager Analytics Specialist 3	4.00
122511 - Construction Project Coordinator	1.00
13111002 - Project Manager Analytics Specialist 2	4.00
13111004 - Project Manager Analytics Specialist 4	1.00
134061 - Head Electrical Engineer	1.00
621041 - Building Maintenance Sub Foreman	2.00
621081 - Superintendent Of Building Maintenance	1.00
622035 - Recreation Facilities Operator	1.00
738341 - Electrical Worker General	1.00
742001 - Building Operating Apprentice	1.00
742042 - Refrigeration Equipment Operator First Class	6.00
81623041 - Finish Carpenter	4.00
82625041 - Finish Painter	4.00
8621031 - Building Trades Worker General	10.00
8621051 - Building Maintenance Foreman	3.00
8626041 - Plumber	4.00
929107 - Administrative Special Services Staff 2 Exempt	1.00
<b>160080 - DDoT Facilities Management</b>	<b>9.00</b>
010848 - Manager 2 Transportation	1.00
010954 - Manager 1 Transportation	1.00
622033 - Building Operator 2	2.00
738341 - Electrical Worker General	2.00
8621031 - Building Trades Worker General	3.00
<b>1003 - Blight Remediation Fund</b>	<b>24.00</b>
<b>21200 - Detroit Demolition</b>	<b>24.00</b>
<b>160010 - Construction &amp; Demolition Administration</b>	<b>3.00</b>
010114 - Director General Services Department	1.00
011062 - Assistant Director Demolition	2.00
<b>160040 - Demolition Environmental</b>	<b>2.00</b>
011062 - Assistant Director Demolition	1.00
111003 - Project Manager Analytics Specialist 3	1.00
<b>160050 - Demolition Compliance</b>	<b>19.00</b>
111003 - Project Manager Analytics Specialist 3	1.00

**City of Detroit**  
Fiscal 2025-2026 Budget

**Department 16 - Construction & Demolition Department**  
**Personnel Services**

<b>Fund</b>	<b>FY26</b>
<b>Appropriation</b>	<b>Adopted</b>
<b>Cost Center</b>	<b>FTE</b>
<b>Classification</b>	
13111002 - Project Manager Analytics Specialist 2	2.00
13111004 - Project Manager Analytics Specialist 4	1.00
929101 - Administrative Special Services Staff 1	12.00
929102 - Administrative Special Services Staff 2	3.00
<b>4503 - General Obligation Bond Fund</b>	<b>63.00</b>
<b>21004 - 2023-Neighborhood Improvement Bonds</b>	<b>63.00</b>
<b>160010 - Construction &amp; Demolition Administration</b>	<b>13.00</b>
013376 - Executive Administrative Assistant 2	1.00
13111002 - Project Manager Analytics Specialist 2	1.00
13111004 - Project Manager Analytics Specialist 4	1.00
653080 - Executive Management Team	1.00
929107 - Administrative Special Services Staff 2 Exempt	8.00
932010 - Press Secretary	1.00
<b>160040 - Demolition Environmental</b>	<b>10.00</b>
929102 - Administrative Special Services Staff 2	8.00
929107 - Administrative Special Services Staff 2 Exempt	2.00
<b>160050 - Demolition Compliance</b>	<b>40.00</b>
111003 - Project Manager Analytics Specialist 3	1.00
13111141 - Operations General Manager	2.00
13111403 - Program Analyst 3 Community Development Specialist	2.00
929101 - Administrative Special Services Staff 1	9.00
929102 - Administrative Special Services Staff 2	17.00
929107 - Administrative Special Services Staff 2 Exempt	9.00
<b>Total FTE</b>	<b>146.00</b>



**Department 19 - Department of Public Works  
Personnel Services**

<b>Fund</b>	<b>FY26 Adopted FTE</b>
<b>Appropriation</b>	
<b>Cost Center</b>	
<b>Classification</b>	
<b>1000 - General Fund</b>	<b>30.00</b>
<b>27190 - Development Support - Street Design</b>	<b>21.00</b>
<b>191701 - General Inspection</b>	<b>21.00</b>
081009 - Customer Service Representative 3 BSEED	4.00
095045 - Construction Permit Coordinator	2.00
124054 - Engineer Of Inspection	1.00
196022 - Construction Inspector	7.00
196032 - Senior Construction Inspector	3.00
196041 - Principal Construction Inspector Paving	3.00
196052 - Head Construction Inspector Paving	1.00
<b>29190 - DPW Administration</b>	<b>9.00</b>
<b>190100 - Public Works Administration</b>	<b>9.00</b>
010123 - Director Department Of Public Works	1.00
013367 - Executive Secretary 3	1.00
013376 - Executive Administrative Assistant 2	1.00
019211 - Office Management Assistant Exempted	1.00
11919906 - Associate Director Of Administration	2.00
15111004 - Project Manager Analytics Specialist 4	1.00
932010 - Press Secretary	1.00
932048 - Executive Assistant To The Mayor 5	1.00
<b>3301 - Major Street</b>	<b>352.75</b>
<b>21295 - Smart Detroit Modes Federal Grant</b>	<b>1.00</b>
<b>191111 - DPW Grants</b>	<b>1.00</b>
929108 - Administrative Special Services Staff 3 Exempt	1.00
<b>25190 - Streets &amp; Rights of Way Management</b>	<b>351.75</b>
<b>193822 - DPW Street Maintenance</b>	<b>174.75</b>
010124 - Deputy Director Department Of Public Works	1.00
012033 - District Clerk	2.00
012061 - Administrative Assistant Grade 2	1.00
015141 - Equipment Dispatch	1.00
076053 - Instructor Public Works Equipment	2.00
111003 - Project Manager Analytics Specialist 3	1.00
13111004 - Project Manager Analytics Specialist 4	1.00
19305201 - Planner 1 Urban Design	2.00
19305202 - Planner 2 Urban Design	1.00
19305203 - Planner 3 Urban Design	1.00
19305204 - Planner 4 Urban Design	1.00

**City of Detroit**  
Fiscal 2025-2026 Budget

**Department 19 - Department of Public Works**  
**Personnel Services**

<b>Fund</b>	<b>Appropriation Cost Center Classification</b>	<b>FY26 Adopted FTE</b>
	196022 - Construction Inspector	1.00
	611163 - Assistant Manager Street Maintenance And Construction F	1.00
	611173 - Superintendent Of Street Maintenance And Construction	1.00
	612033 - Asphalt Finisher	4.00
	612131 - Street Maintenance Sub Foreman	11.00
	612143 - Street Maintenance Foreman	6.00
	612145 - Assistant Supervisor Of Street Maintenance And Construc	4.00
	612161 - Supervisor Of Street Maintenance And Construction	3.00
	619132 - General Environmental Technician 1 DPW	15.75
	619133 - General Environmental Technician 2 DPW	7.00
	619231 - General Environmental Technician 1 DPW DL	17.00
	721523 - Vehicle Operator 1	67.00
	721529 - Vehicle Operator 3	14.00
	721535 - Construction Equipment Operator	6.00
	721538 - Construction Equipment Operator 50 Ton Crane	1.00
	81041547 - Head Governmental Analyst	1.00
	929107 - Administrative Special Services Staff 2 Exempt	1.00
	<b>193825 - Transportation Planning</b>	<b>36.00</b>
	013131 - Office Assistant 3 DPW	1.00
	076053 - Instructor Public Works Equipment	1.00
	099673 - Engineering Services Coordinator	2.00
	124070 - Head Engineer Transportation	1.00
	134021 - Senior Assistant Electrical Engineer Design	1.00
	134040 - Senior Associate Electrical Engineer Design	1.00
	15111004 - Project Manager Analytics Specialist 4	1.00
	184021 - Senior Assistant Traffic Engineer	4.00
	184031 - Associate Traffic Engineer	1.00
	184041 - Senior Associate Traffic Engineer	5.00
	184050 - Traffic Engineer	3.00
	184061 - City Traffic Engineer	1.00
	192021 - Engineering Support Specialist 1	1.00
	192031 - Engineering Support Specialist 2	6.00
	193034 - Drafting Technician 4	1.00
	81041915 - Senior Geographic Information Systems Support Technicia	1.00
	8738351 - Electrical Worker Foreman	5.00
	<b>193826 - Transportation-Signs &amp; Markings</b>	<b>41.00</b>
	013121 - Office Assistant 2 Police	1.00

**City of Detroit**  
Fiscal 2025-2026 Budget

**Department 19 - Department of Public Works**  
**Personnel Services**

<b>Fund</b>	<b>FY26 Adopted FTE</b>
<b>Appropriation</b>	
<b>Cost Center</b>	
<b>Classification</b>	
013131 - Office Assistant 3 DPW	1.00
099133 - Traffic Investigator	6.00
099144 - Supervising Traffic Investigator	1.00
619034 - Sign Stencil Preparator	2.00
619231 - General Environmental Technician 1 DPW DL	1.00
712132 - Traffic Sign Mechanic	24.00
712141 - Sign Shop Foreman	3.00
712147 - Assistant Traffic Sign Shop Supervisor	1.00
712161 - Traffic Sign Shop Supervisor	1.00
<b>193830 - City Engineers</b>	<b>100.00</b>
010141 - City Engineer	1.00
010844 - Manager 2 Public Works	1.00
012241 - Administrative Assistant Grade 2 Public Works	1.00
012266 - Administrative Assistant Grade 3 Public Works	1.00
013131 - Office Assistant 3 DPW	3.00
013367 - Executive Secretary 3	1.00
081009 - Customer Service Representative 3 BSEED	3.00
095038 - Supervisor Of Maps And Records	1.00
099240 - District Relationship Coordinator DPW	7.00
099673 - Engineering Services Coordinator	2.00
111003 - Project Manager Analytics Specialist 3	1.00
122324 - Supervising Survey Technician	3.00
122336 - Senior Associate Surveyor	1.00
122511 - Construction Project Coordinator	1.00
124023 - Senior Assistant Civil Engineer Design	4.00
124033 - Associate Civil Engineer Design	2.00
124043 - Senior Associate Civil Engineer Design	1.00
124047 - Senior Associate Civil Engineer Field	4.00
124055 - Field Engineer	1.00
124056 - Engineer of Structures	1.00
124066 - Head Engineer Design And Field Services	1.00
1311002 - Project Manager Analytics Specialist 2	2.00
15119003 - Information Technology Specialist Systems Engineer 3	1.00
193023 - Drafting Technician 3	3.00
196022 - Construction Inspector	12.00
196032 - Senior Construction Inspector	23.00
196041 - Principal Construction Inspector Paving	6.00

**Department 19 - Department of Public Works  
Personnel Services**

<b>Fund</b>	<b>FY26 Adopted FTE</b>
<b>Appropriation</b>	
<b>Cost Center</b>	
<b>Classification</b>	
196052 - Head Construction Inspector Paving	1.00
252021 - Materials Laboratory Technician	3.00
252032 - Materials Laboratory Supervisor	1.00
81041915 - Senior Geographic Information Systems Support Technicia	3.00
81154043 - Senior Associate Structural Engineer Design	1.00
830320 - Urban Government Intern 2 Limited Service	3.00
<b>3401 - Solid Waste Management</b>	<b>139.50</b>
<b>26190 - Solid Waste Collection</b>	<b>135.50</b>
<b>190410 - Solid Waste Management</b>	<b>135.50</b>
012033 - District Clerk	2.00
012066 - Administrative Sanitation Analyst	1.00
076053 - Instructor Public Works Equipment	2.00
099240 - District Relationship Coordinator DPW	4.00
111003 - Project Manager Analytics Specialist 3	2.00
612143 - Street Maintenance Foreman	3.00
612161 - Supervisor Of Street Maintenance And Construction	1.00
618061 - Assistant Superintendent Of Solid Waste	1.00
618071 - Superintendent Of Solid Waste	1.00
618111 - Refuse Collection Packer Operator	35.00
618121 - Refuse Collection Foreman	8.00
618141 - Refuse Collection Supervisor	3.00
618151 - Senior Refuse Collection Supervisor	1.00
619132 - General Environmental Technician 1 DPW	7.50
721523 - Vehicle Operator 1	14.00
721529 - Vehicle Operator 3	40.00
721535 - Construction Equipment Operator	7.00
721538 - Construction Equipment Operator 50 Ton Crane	1.00
721831 - Sanitation Yard Dispatcher	1.00
81012051 - Head Clerk	1.00
<b>26192 - Solid Waste Disposal Costs</b>	<b>4.00</b>
<b>190422 - Greater Detroit Resource Recovery Authority (GDRRA)</b>	<b>4.00</b>
013374 - Executive Administrative Assistant 2	1.00
931601 - Director Greater Detroit Resource Recovery Authority	1.00
931603 - Head Accountant And Office Manager Greater Detroit Reso	1.00
931617 - Administrative Assistant Grade 3 Greater Detroit Resour	1.00
<b>Total FTE</b>	<b>522.25</b>

**City of Detroit**  
Fiscal 2025-2026 Budget

**Department 20 - Detroit Department of Transportation**  
**Personnel Services**

<b>Fund</b>	<b>FY26</b>
<b>Appropriation</b>	<b>Adopted</b>
<b>Cost Center</b>	<b>FTE</b>
<b>Classification</b>	
<b>5301 - Transportation Operation</b>	<b>1,202.00</b>
<b>27200 - Rider Services</b>	<b>1,084.00</b>
<b>200280 - DDOT Vehicle Maintenance</b>	<b>231.00</b>
010159 - Deputy Director Of Transportation Department	1.00
010848 - Manager 2 Transportation	2.00
012210 - Administrative Specialist 1	2.00
13111104 - Program Analyst 4	1.00
351001 - Transit Electronics Manager	1.00
351005 - Maintenance Management Information System Administrator	1.00
351010 - Fleet Engineer	1.00
631011 - Coach Service Attendant Operations	12.00
631014 - Coach Service Attendant	38.00
631020 - Supervising Coach Service Attendant	2.00
712030 - Repair Mechanic	10.00
713341 - General Machinist	1.00
714041 - Sheet Metal Worker	1.00
715033 - General Welder	1.00
721186 - Superintendent Of Transportation Rolling Stock	5.00
723139 - General Auto Mechanic DDOT	90.00
724133 - Vehicle Painter And Letterer	2.00
725532 - Auto Body Mechanic	10.00
725551 - Body Shop Foreman Transit	2.00
729042 - Automotive Research Assistant	8.00
737031 - Electronic Equipment Technician	18.00
737041 - Supervisor Of Electronic Maintenance Department Of Tran	1.00
739845 - Supervising Radio Maintenance Technician	2.00
813131 - Office Assistant 3 DDOT	2.00
81723151 - Auto Repair Foreman	14.00
929107 - Administrative Special Services Staff 2 Exempt	2.00
941003 - Assistant Director DDOT Operations Maintenance	1.00
<b>200290 - DDOT Materials Management</b>	<b>19.00</b>
010954 - Manager 1 Transportation	2.00
055021 - Storekeeper	14.00
721529 - Vehicle Operator 3	2.00
81055043 - Stores Operations Supervisor	1.00
<b>200300 - DDOT Vehicle Operation</b>	<b>789.00</b>
010159 - Deputy Director Of Transportation Department	2.00

**Department 20 - Detroit Department of Transportation  
Personnel Services**

<b>Fund</b>	<b>FY26 Adopted FTE</b>
<b>Appropriation</b>	
<b>Cost Center</b>	
<b>Classification</b>	
012210 - Administrative Specialist 1	1.00
013376 - Executive Administrative Assistant 2	1.00
076013 - Instructor Transportation Equipment Operation	14.00
351136 - Senior Transportation Service Inspector	27.00
351336 - Transportation Terminal Supervisor	15.00
351348 - Transportation District Superintendent	7.00
351371 - Superintendent Of Transportation Operations	3.00
351525 - Transportation Station Worker	10.00
359032 - Transportation Emergency Dispatcher	14.00
653080 - Executive Management Team	1.00
722033 - Transportation Equipment Operator Attendance 5	6.00
722034 - Transportation Equipment Operator Attendance 4	16.00
722035 - Transportation Equipment Operator Attendance 3	29.00
722036 - Transportation Equipment Operator Attendance 2	37.00
722037 - Transportation Equipment Operator Attendance 1	54.00
722038 - Transportation Equipment Operator	548.00
813131 - Office Assistant 3 DDOT	3.00
941003 - Assistant Director DDOT Operations Maintenance	1.00
<b>200310 - DDOT ADA Transportation Services</b>	<b>45.00</b>
010862 - Manager 2 Contract Operations	1.00
010931 - Manager 1 Customer Service Dispatch	1.00
010932 - Manager 1 Eligibility	1.00
081021 - Customer Service Representative 1 Paratransit	15.00
081022 - Customer Service Representative 2 Paratransit	3.00
081061 - Eligibility Representative 1 Paratransit	1.00
081062 - Eligibility Representative 2 Paratransit	2.00
351021 - Outreach Direct Services Specialist	1.00
359061 - Dispatcher 1 Paratransit	9.00
359062 - Dispatcher 2 Paratransit	6.00
653080 - Executive Management Team	1.00
929101 - Administrative Special Services Staff 1	1.00
929102 - Administrative Special Services Staff 2	3.00
<b>29200 - DDOT Administration</b>	<b>63.00</b>
<b>200010 - DDOT Administration</b>	<b>15.00</b>
010159 - Deputy Director Of Transportation Department	1.00
011702 - Executive Manager DDOT	3.00
013375 - Executive Administrative Assistant 1	1.00

**Department 20 - Detroit Department of Transportation  
Personnel Services**

<b>Fund</b>	<b>Appropriation Cost Center Classification</b>	<b>FY26 Adopted FTE</b>
	013376 - Executive Administrative Assistant 2	2.00
	111003 - Project Manager Analytics Specialist 3	1.00
	111412 - Program Analyst 3 DDOT	1.00
	13111004 - Project Manager Analytics Specialist 4	2.00
	15114235 - Information Technology Special Systems Administrator Ma	1.00
	830320 - Urban Government Intern 2 Limited Service	1.00
	932014 - Executive Management Team Mayors Office	1.00
	941003 - Assistant Director DDOT Operations Maintenance	1.00
	<b>200020 - DDOT Compliance</b>	<b>7.00</b>
	010848 - Manager 2 Transportation	1.00
	413047 - Regulatory Compliance Officer	6.00
	<b>200230 - DDOT Safety Department</b>	<b>41.00</b>
	010228 - Chief Safety Officer DDOT	1.00
	010954 - Manager 1 Transportation	2.00
	012210 - Administrative Specialist 1	2.00
	632016 - Service Guard General	27.00
	632019 - Senior Service Guard General	8.00
	8632019 - Senior Service Guard General	1.00
	<b>29201 - DDOT Planning</b>	<b>55.00</b>
	<b>200011 - DDOT Strategic Planning Division</b>	<b>22.00</b>
	010954 - Manager 1 Transportation	1.00
	011702 - Executive Manager DDOT	1.00
	111411 - Program Analyst 2 DDOT	1.00
	111412 - Program Analyst 3 DDOT	1.00
	193040 - Principal Graphic Designer DDOT	2.00
	305601 - Planner 1 DDOT	2.00
	305602 - Planner 2 DDOT	1.00
	351015 - Transit Scheduling Coordinator	1.00
	353028 - Transportation Schedule Analyst	2.00
	359015 - Transportation Passenger Data Collector	2.00
	359017 - Transportation Information Clerk	3.00
	621031 - Building Trades Worker General	3.00
	823601 - Transportation Passenger Data Collector Special Service	1.00
	8621041 - Building Maintenance Sub Foreman	1.00
	<b>200030 - DDOT Marketing</b>	<b>8.00</b>
	010848 - Manager 2 Transportation	2.00
	010954 - Manager 1 Transportation	1.00



**City of Detroit**  
Fiscal 2025-2026 Budget

**Department 20 - Detroit Department of Transportation  
Personnel Services**

<b>Fund</b>	<b>FY26 Adopted FTE</b>
<b>Appropriation</b>	
<b>Cost Center</b>	
<b>Classification</b>	
193035 - Principal Graphic Designer	1.00
193040 - Principal Graphic Designer DDOT	1.00
351020 - Marketing And Outreach Coordinator	2.00
932010 - Press Secretary	1.00
<b>200040 - DDOT Mobility Innovation</b>	<b>10.00</b>
010222 - Deputy Chief Of Mobility Innovation	1.00
013374 - Executive Administrative Assistant 2	1.00
111003 - Project Manager Analytics Specialist 3	2.00
13111002 - Project Manager Analytics Specialist 2	1.00
13111004 - Project Manager Analytics Specialist 4	3.00
932010 - Press Secretary	1.00
932014 - Executive Management Team Mayors Office	1.00
<b>200110 - DDOT Customer Programs &amp; Communications</b>	<b>15.00</b>
010954 - Manager 1 Transportation	1.00
081008 - Complaint Investigator	3.00
351145 - Customer Services Transportation Supervisor	1.00
359033 - Specialized Transportation Service Representative	10.00
<b>Total FTE</b>	<b>1,202.00</b>

**Department 23 - Office of the Chief Financial Officer  
Personnel Services**

<b>Fund</b>	<b>FY26 Adopted FTE</b>
<b>Appropriation</b>	
<b>Cost Center</b>	
<b>Classification</b>	
<b>1000 - General Fund</b>	<b>417.00</b>
<b>29230 - OCFO Administration</b>	<b>9.00</b>
<b>230010 - OCFO Administration</b>	<b>9.00</b>
013376 - Executive Administrative Assistant 2	1.00
11303002 - Chief Deputy Chief Financial Officer	1.00
13111160 - Prog Analyst 2 OCFO Admin	1.00
13111162 - Program Analyst 4 OCFO Administration	1.00
13111184 - Program Analyst Manager 4 OCFO Administration	1.00
13201103 - Auditor 3	1.00
13201123 - Auditor Manager 3	1.00
303001 - Chief Financial Officer	1.00
932010 - Press Secretary	1.00
<b>29231 - Resource Planning</b>	<b>139.00</b>
<b>230133 - Grant Accounting</b>	<b>16.00</b>
13201002 - Accountant 2	2.00
13201003 - Accountant 3	7.00
13201011 - Supervisory Accountant 3	2.00
13201012 - Supervisory Accountant 4	1.00
13201023 - Accountant Manager 3	1.00
13201030 - Accountant 3 Grant Accounting	1.00
13205177 - Financial Analyst 2 OCFO ERP	1.00
43309903 - Clerk 3	1.00
<b>230137 - Office of Budget</b>	<b>20.00</b>
010111 - Deputy Budget Director	1.00
13111004 - Project Manager Analytics Specialist 4	1.00
13203102 - Budget Analyst 2	2.00
13203103 - Budget Analyst 3	7.00
13203104 - Budget Analyst 4	4.00
13203124 - Budget Analyst Manager 4	3.00
303003 - Deputy Chief Financial Officer Budget Director	1.00
43601104 - Administrative Assistant 4	1.00
<b>230201 - ODFS - Public Safety Police</b>	<b>12.00</b>
13201002 - Accountant 2	1.00
13201003 - Accountant 3	1.00
13201004 - Accountant 4	1.00
13203104 - Budget Analyst 4	1.00
13203114 - Supervisory Budget Analyst 4	1.00

**Department 23 - Office of the Chief Financial Officer  
Personnel Services**

<b>Fund</b>	<b>Appropriation Cost Center Classification</b>	<b>FY26 Adopted FTE</b>
	13205102 - Financial Analyst 2	1.00
	13205103 - Financial Analyst 3	1.00
	13205115 - Financial Analyst 2 Departmental Financial Services	1.00
	13205116 - Financial Analyst 3 Departmental Financial Services	1.00
	13205121 - Financial Analyst Manager 4 Departmental Financial Serv	1.00
	43601105 - Administrative Assistant 2	1.00
	81303103 - Accounting Technician 3	1.00
	<b>230202 - ODFS - Public Infrastructure</b>	<b>20.00</b>
	13201002 - Accountant 2	1.00
	13201003 - Accountant 3	2.00
	13201004 - Accountant 4	1.00
	13201011 - Supervisory Accountant 3	1.00
	13201023 - Accountant Manager 3	1.00
	13205102 - Financial Analyst 2	1.00
	13205104 - Financial Analyst 4	1.00
	13205121 - Financial Analyst Manager 4 Departmental Financial Serv	1.00
	43307002 - Teller 2	4.00
	43307005 - Teller 2 ODFS	2.00
	43307007 - Teller 3 ODFS	1.00
	43307021 - Supervisory Teller 1	1.00
	43309903 - Clerk 3	1.00
	43309904 - Clerk 4	1.00
	43601105 - Administrative Assistant 2	1.00
	<b>230203 - ODFS - Neighborhood, Community, &amp; Econ Dev</b>	<b>23.00</b>
	13201001 - Accountant 1	1.00
	13201002 - Accountant 2	2.00
	13201003 - Accountant 3	3.00
	13201004 - Accountant 4	3.00
	13201011 - Supervisory Accountant 3	1.00
	13205102 - Financial Analyst 2	1.00
	13205103 - Financial Analyst 3	1.00
	13205104 - Financial Analyst 4	1.00
	13205121 - Financial Analyst Manager 4 Departmental Financial Serv	1.00
	13205123 - Financial Analyst Manager 3	1.00
	43307002 - Teller 2	1.00
	43307003 - Teller 3	1.00
	43309903 - Clerk 3	2.00

**Department 23 - Office of the Chief Financial Officer  
Personnel Services**

<b>Fund Appropriation Cost Center Classification</b>	<b>FY26 Adopted FTE</b>
43309904 - Clerk 4	2.00
43601103 - Administrative Assistant 3	1.00
929101 - Administrative Special Services Staff 1	1.00
<b>230204 - ODFS - Government Operations</b>	<b>7.00</b>
13201003 - Accountant 3	1.00
13201012 - Supervisory Accountant 4	1.00
13205102 - Financial Analyst 2	1.00
13205103 - Financial Analyst 3	2.00
13205104 - Financial Analyst 4	1.00
13205121 - Financial Analyst Manager 4 Departmental Financial Serv	1.00
<b>230205 - ODFS - Legislative Operations</b>	<b>12.00</b>
13201002 - Accountant 2	2.00
13201012 - Supervisory Accountant 4	1.00
13205102 - Financial Analyst 2	1.00
13205103 - Financial Analyst 3	3.00
13205115 - Financial Analyst 2 Departmental Financial Services	1.00
13205116 - Financial Analyst 3 Departmental Financial Services	1.00
13205121 - Financial Analyst Manager 4 Departmental Financial Serv	1.00
43303104 - Accounting Technician 4	1.00
929102 - Administrative Special Services Staff 2	1.00
<b>230208 - ODFS - Administration</b>	<b>8.00</b>
11303011 - Deputy Chief Financial Officer Departmental Financial S	1.00
13201002 - Accountant 2	1.00
13201004 - Accountant 4	1.00
13201012 - Supervisory Accountant 4	1.00
13203104 - Budget Analyst 4	1.00
13205104 - Financial Analyst 4	1.00
43309902 - Clerk 2	1.00
43601106 - Administrative Assistant 3	1.00
<b>230209 - ODFS - Public Space</b>	<b>12.00</b>
012272 - Administrative Assistant 3	1.00
13201003 - Accountant 3	2.00
13201004 - Accountant 4	1.00
13201012 - Supervisory Accountant 4	2.00
13205102 - Financial Analyst 2	2.00
13205103 - Financial Analyst 3	1.00
13205104 - Financial Analyst 4	1.00

**City of Detroit**  
Fiscal 2025-2026 Budget

**Department 23 - Office of the Chief Financial Officer**  
**Personnel Services**

<b>Fund</b>	<b>FY26 Adopted FTE</b>
<b>Appropriation Cost Center Classification</b>	
13205121 - Financial Analyst Manager 4 Departmental Financial Serv	1.00
43309904 - Clerk 4	1.00
<b>230211 - ODFS - Public Safety - Fire</b>	<b>9.00</b>
13111103 - Program Analyst 3	1.00
13201012 - Supervisory Accountant 4	1.00
13203103 - Budget Analyst 3	1.00
13205104 - Financial Analyst 4	1.00
13205124 - Financial Analyst Manager 4	1.00
309911 - Supervisory Clerk 1	1.00
43309902 - Clerk 2	1.00
43601105 - Administrative Assistant 2	1.00
81303101 - Accounting Technician 1	1.00
<b>29232 - Property Valuation</b>	<b>78.00</b>
<b>230120 - Valuation &amp; Field Operations</b>	<b>41.00</b>
010105 - Chief Assessor	1.00
11303006 - Deputy Chief Financial Officer Assessor	1.00
11919911 - Associate Director Of Strategic Affairs	1.00
13111104 - Program Analyst 4	2.00
13111165 - Program Analyst Manager 3 OCFO Administration	1.00
13202001 - Appraiser 1	3.00
13202002 - Appraiser 2	7.00
13202003 - Appraiser 3	5.00
13202004 - Appraiser 4	5.00
13202013 - Supervisory Appraiser 3	2.00
13202014 - Supervisory Appraiser 4	1.00
13202024 - Appraiser Manager 4	1.00
13205102 - Financial Analyst 2	2.00
13205104 - Financial Analyst 4	1.00
13205125 - Financial Analyst 2 Assessor Valuation And Field Operat	2.00
13205126 - Financial Analyst 3 Assessor Valuation And Field Operat	1.00
43309903 - Clerk 3	2.00
43601106 - Administrative Assistant 3	1.00
929108 - Administrative Special Services Staff 3 Exempt	2.00
<b>230122 - Special Processing Division</b>	<b>24.00</b>
099545 - Public Affairs Manager	1.00
13202001 - Appraiser 1	3.00
13202002 - Appraiser 2	1.00

**Department 23 - Office of the Chief Financial Officer  
Personnel Services**

<b>Fund</b>	<b>Appropriation Cost Center Classification</b>	<b>FY26 Adopted FTE</b>
	13202003 - Appraiser 3	1.00
	13202004 - Appraiser 4	1.00
	13202013 - Supervisory Appraiser 3	3.00
	13202023 - Appraiser Manager 3	1.00
	13205102 - Financial Analyst 2	1.00
	13205113 - Supervisory Financial Analyst 3	1.00
	43309903 - Clerk 3	2.00
	43309904 - Clerk 4	4.00
	43309926 - Supervisory Clerk 1 ODFS	2.00
	43601109 - Administrative Assistant 3	1.00
	61045 - Assessor Board Coordinator	1.00
	929102 - Administrative Special Services Staff 2	1.00
	<b>230123 - GIS/Land Maintenance Division</b>	<b>13.00</b>
	13111103 - Program Analyst 3	1.00
	13111104 - Program Analyst 4	1.00
	13111169 - Program Analyst 3 Assessor Land Maintenance / GIS	2.00
	13111170 - Prog Analyst 4 Assessor Land Maintenance GIS	2.00
	13202001 - Appraiser 1	1.00
	13202002 - Appraiser 2	1.00
	13202023 - Appraiser Manager 3	1.00
	43309903 - Clerk 3	4.00
	<b>29233 - Contracting &amp; Procurement</b>	<b>36.00</b>
	<b>230080 - Procurement</b>	<b>32.00</b>
	013374 - Executive Administrative Assistant 2	1.00
	11306001 - Deputy Chief Financial Officer Chief Contracting And Pr	1.00
	11306002 - Deputy Chief Procurement Officer	1.00
	13102301 - Contract Procurement Specialist 1	1.00
	13102302 - Contract Procurement Specialist 2	3.00
	13102303 - Contract Procurement Specialist 3	11.00
	13102304 - Contract Procurement Specialist 4	5.00
	13102314 - Supervisory Contract Procurement Specialist 4	5.00
	43306103 - Procurement Assistant 3	3.00
	931551 - Digital And Social Media Specialist	1.00
	<b>230081 - Compliance &amp; Audit Division</b>	<b>4.00</b>
	13201103 - Auditor 3	1.00
	13201104 - Auditor 4	1.00
	13205104 - Financial Analyst 4	1.00

**Department 23 - Office of the Chief Financial Officer**  
**Personnel Services**

<b>Fund</b>	<b>FY26</b>
<b>Appropriation</b>	<b>Adopted</b>
<b>Cost Center</b>	<b>FTE</b>
<b>Classification</b>	
15111004 - Project Manager Analytics Specialist 4	1.00
<b>29234 - Revenue Management</b>	<b>67.00</b>
<b>230070 - Treasury &amp; Strategic Finance</b>	<b>19.00</b>
11303008 - Deputy Treasurer For Operations	1.00
11919912 - Deputy Associate Director Of Strategic Affairs	1.00
13111004 - Project Manager Analytics Specialist 4	1.00
13111104 - Program Analyst 4	1.00
13201002 - Accountant 2	1.00
13201003 - Accountant 3	1.00
13201012 - Supervisory Accountant 4	1.00
13201101 - Auditor 1	1.00
13203114 - Supervisory Budget Analyst 4	1.00
13205113 - Supervisory Financial Analyst 3	1.00
13205151 - Financial Analyst 1 Treasury Tax	1.00
13205163 - Financial Analyst 2 Treasury Property Tax	2.00
13303009 - Deputy Treasurer For Tax Administration	1.00
19301104 - Economist 4	1.00
303005 - Deputy Chief Financial Officer Treasurer	1.00
43309903 - Clerk 3	1.00
929101 - Administrative Special Services Staff 1	2.00
<b>230071 - Revenue Compliance &amp; Collections</b>	<b>16.00</b>
13201104 - Auditor 4	1.00
13201112 - Supervisory Auditor 4	1.00
13205114 - Supervisory Financial Analyst 4	1.00
13205165 - Financial Analyst 3 Treasury Tax	1.00
13205193 - Financial Analyst 2 Revenue Collections	1.00
13208002 - Tax Examiner 2	4.00
13208022 - Supervisory Tax Examiner 2	1.00
208002 - Tax Examiner 2	1.00
208031 - Tax Examiner Manager 1	1.00
43309903 - Clerk 3	1.00
81208001 - Tax Examiner 1	1.00
81303103 - Accounting Technician 3	1.00
929103 - Administrative Special Services Staff 3	1.00
<b>230072 - Tax Administration &amp; Operations</b>	<b>21.00</b>
13111101 - Program Analyst 1	1.00
13111123 - Program Analyst Manager 3	1.00



**Department 23 - Office of the Chief Financial Officer  
Personnel Services**

<b>Fund Appropriation Cost Center Classification</b>	<b>FY26 Adopted FTE</b>
13205102 - Financial Analyst 2	1.00
13205123 - Financial Analyst Manager 3	1.00
13205159 - Financial Analyst Manager 3 TreasuryTax	1.00
13205164 - Financial Analyst 2 TreasuryTax	1.00
13208001 - Tax Examiner 1	3.00
13208004 - Tax Examiner 2	1.00
208021 - Supervisory Tax Examiner 1	1.00
43309902 - Clerk 2	1.00
43309903 - Clerk 3	4.00
43309904 - Clerk 4	1.00
43309912 - Supervisory Clerk 2	1.00
43309920 - Supervisory Clerk 2 DTSC	1.00
929101 - Administrative Special Services Staff 1	2.00
<b>230077 - Cash &amp; Investment Management</b>	<b>11.00</b>
13201002 - Accountant 2	2.00
13201003 - Accountant 3	1.00
13201012 - Supervisory Accountant 4	1.00
13205113 - Supervisory Financial Analyst 3	1.00
13205117 - Financial Analyst 4 Departmental Financial Services	1.00
13205134 - Financial Analyst 3 Cash Management	2.00
13205136 - Supervisory Financial Analyst 3 Cash Management	1.00
13205159 - Financial Analyst Manager 3 TreasuryTax	1.00
81303103 - Accounting Technician 3	1.00
<b>29235 - Accounting Controls</b>	<b>57.00</b>
<b>230030 - Accounts Payable</b>	<b>6.00</b>
13201002 - Accountant 2	1.00
13201012 - Supervisory Accountant 4	1.00
43303104 - Accounting Technician 4	4.00
<b>230060 - Payroll Operations</b>	<b>20.00</b>
13201004 - Accountant 4	1.00
13201024 - Accountant Manager 4	1.00
13303122 - Accounting Technician Manager 2	2.00
43303112 - Supervisory Accounting Technician 2	3.00
43303134 - Payroll Technician 4	11.00
43309903 - Clerk 3	1.00
929102 - Administrative Special Services Staff 2	1.00
<b>230100 - Risk Management</b>	<b>1.00</b>

**Department 23 - Office of the Chief Financial Officer  
Personnel Services**

<b>Fund</b>	<b>FY26 Adopted FTE</b>
<b>Appropriation</b>	
<b>Cost Center</b>	
<b>Classification</b>	
13205150 - Financial Analyst Manager 4 Internal Audit And Risk Man	1.00
<b>230130 - General Accounting</b>	<b>6.00</b>
13201003 - Accountant 3	3.00
13201004 - Accountant 4	1.00
13201012 - Supervisory Accountant 4	2.00
<b>230131 - Financial Reporting</b>	<b>14.00</b>
010198 - Project Manager Finance	1.00
11303002 - Chief Deputy Chief Financial Officer	1.00
13201003 - Accountant 3	2.00
13201004 - Accountant 4	1.00
13201024 - Accountant Manager 4	2.00
303004 - Deputy Chief Financial Officer Controller	1.00
43303134 - Payroll Technician 4	1.00
43309903 - Clerk 3	1.00
43601103 - Administrative Assistant 3	1.00
43601104 - Administrative Assistant 4	1.00
929101 - Administrative Special Services Staff 1	1.00
929103 - Administrative Special Services Staff 3	1.00
<b>230136 - Bank Reconciliation</b>	<b>3.00</b>
13201002 - Accountant 2	1.00
13201012 - Supervisory Accountant 4	1.00
929102 - Administrative Special Services Staff 2	1.00
<b>230207 - ERP Division</b>	<b>7.00</b>
13111103 - Program Analyst 3	1.00
13111117 - Program Analyst 4 OCFO ERP	3.00
13203124 - Budget Analyst Manager 4	1.00
13205124 - Financial Analyst Manager 4	1.00
13205179 - Financial Analyst 4 OCFO ERP	1.00
<b>29236 - Fund Development and Oversight</b>	<b>31.00</b>
<b>230135 - Office of Development and Grants</b>	<b>31.00</b>
11010183 - Deputy Director Grants	1.00
13111101 - Program Analyst 1	1.00
13111102 - Program Analyst 2	1.00
13111103 - Program Analyst 3	2.00
13111104 - Program Analyst 4	4.00
13111106 - Program Analyst 2 Grants Management	1.00
13111115 - Program Analyst 4 Grants Management	4.00

**Department 23 - Office of the Chief Financial Officer  
Personnel Services**

<b>Fund</b>	<b>FY26 Adopted FTE</b>
<b>Appropriation</b>	
<b>Cost Center</b>	
<b>Classification</b>	
13111138 - Supervisory Program Analyst 4 Grants Management	2.00
13111178 - Program Analyst 4 Grants Development	3.00
13113001 - Deputy Chief Development Officer	1.00
13201103 - Auditor 3	2.00
13201104 - Auditor 4	2.00
13205148 - Supervisory Financial Analyst 4 Internal Audit And Risk	1.00
13205166 - Supervisory Program Analyst 3 Grants Management	1.00
43601103 - Administrative Assistant 3	1.00
919001 - Deputy Chief Financial Officer Development And Grants M	1.00
929107 - Administrative Special Services Staff 2 Exempt	2.00
929108 - Administrative Special Services Staff 3 Exempt	1.00
<b>1003 - Blight Remediation Fund</b>	<b>18.00</b>
<b>21200 - Detroit Demolition</b>	<b>18.00</b>
<b>230080 - Procurement</b>	<b>9.00</b>
13102302 - Contract Procurement Specialist 2	2.00
13102303 - Contract Procurement Specialist 3	2.00
13102304 - Contract Procurement Specialist 4	2.00
13102314 - Supervisory Contract Procurement Specialist 4	2.00
13111002 - Project Manager Analytics Specialist 2	1.00
<b>230081 - Compliance &amp; Audit Division</b>	<b>1.00</b>
111003 - Project Manager Analytics Specialist 3	1.00
<b>230211 - ODFS - Public Safety - Fire</b>	<b>8.00</b>
13201003 - Accountant 3	1.00
13201004 - Accountant 4	1.00
13205104 - Financial Analyst 4	1.00
43309901 - Clerk 1	1.00
929101 - Administrative Special Services Staff 1	1.00
929102 - Administrative Special Services Staff 2	3.00
<b>Total FTE</b>	<b>435.00</b>

**Department 24 - Detroit Fire Department  
Personnel Services**

<b>Fund</b>	<b>FY26 Adopted FTE</b>
<b>Appropriation</b>	
<b>Cost Center</b>	
<b>Classification</b>	
<b>1000 - General Fund</b>	<b>1,309.00</b>
<b>25240 - Fire - Ordinance Enforcement</b>	<b>44.00</b>
<b>240240 - Fire Marshal Administration</b>	<b>8.00</b>
322212 - Chief Of Fire Prevention EMT	1.00
322301 - Fire Marshal	1.00
322511 - Fire Prevention Inspector Senior Captain	4.00
322701 - Chief Of Fire Community Relations	1.00
81012031 - Senior Clerk	1.00
<b>240250 - Fire Marshal Inspection</b>	<b>16.00</b>
010172 - Project Manager Fire	1.00
322501 - Fire Prevention Inspector Lieutenant	3.00
322502 - Fire Prevention Inspector EMT Lieutenant	6.00
322511 - Fire Prevention Inspector Senior Captain	1.00
322521 - Fire Prevention Instructor Senior Captain	1.00
322711 - Fire Lieutenant Department Community Relations	2.00
322712 - Fire Lieutenant Department Community Relations EMT	1.00
322721 - Fire Department Community Relations Coordinator	1.00
<b>240260 - Fire Marshal Arson Investigation</b>	<b>16.00</b>
322232 - Chief Of Fire Arson EMT	1.00
322261 - Fire Lieutenant Investigator	1.00
322262 - Fire Lieutenant Investigator EMT	9.00
322263 - Fire Lieutenant Investigator Paramedic	2.00
322271 - Fire Captain Investigator	2.00
322273 - Fire Captain Investigator Paramedic	1.00
<b>240270 - Fire Marshal - Plan &amp; Exam</b>	<b>4.00</b>
322221 - Chief Of Plans And Examination	1.00
322601 - Fire Protection Plan Examiner	1.00
322602 - Fire Protection Plan Examiner EMT	2.00
<b>25241 - Casino Customer Response Services</b>	<b>24.00</b>
<b>241000 - Casinos - Fire Fighting</b>	<b>10.00</b>
322021 - Fire Fighter 4th Year	2.00
322022 - Fire Fighter 4th Year EMT	7.00
322023 - Fire Fighter 4th Year Paramedic	1.00
<b>241010 - Casinos - Fire Marshal</b>	<b>8.00</b>
322501 - Fire Prevention Inspector Lieutenant	5.00
322502 - Fire Prevention Inspector EMT Lieutenant	2.00
322503 - Fire Prevention Inspector Paramedic Lieutenant	1.00

**Department 24 - Detroit Fire Department  
Personnel Services**

<b>Fund</b>	<b>FY26 Adopted FTE</b>
<b>Appropriation</b>	
<b>Cost Center</b>	
<b>Classification</b>	
<b>241015 - Casinos - EMS</b>	<b>6.00</b>
224021 - Emergency Medical Technician Basic	2.00
224026 - Emergency Medical Technician Basic Attendance 3	1.00
224031 - Paramedic	3.00
<b>25242 - Fire Fighting and Response</b>	<b>1,159.00</b>
<b>240191 - Fire Fighting Administration</b>	<b>40.00</b>
322081 - Battalion Fire Chief	6.00
322082 - Battalion Fire Chief EMT	25.00
322083 - Battalion Fire Chief Paramedic	1.00
322097 - Duty Fire Chief EMT	4.00
322101 - Deputy Fire Chief	1.00
322102 - Deputy Fire Chief EMT	2.00
322202 - Chief Of Fire Department EMT	1.00
<b>240195 - Fire Fighting Operations</b>	<b>1,034.00</b>
322011 - Fire Fighter	11.00
322012 - Fire Fighter EMT	16.00
322013 - Fire Fighter Paramedic	3.00
322014 - Fire Fighter EMT Merged Role	317.00
322015 - Fire Fighter Paramedic Merged Role	7.00
322021 - Fire Fighter 4th Year	101.00
322022 - Fire Fighter 4th Year EMT	140.00
322023 - Fire Fighter 4th Year Paramedic	15.00
322024 - Fire Fighter 4th Year EMT Merged Role	40.00
322025 - Fire Fighter 4th Year Paramedic Merged Role	28.00
322031 - Fire Fighter Driver	1.00
322032 - Fire Fighter Driver EMT	1.00
322034 - Fire Fighter Driver EMT Merged Role	30.00
322035 - Fire Fighter Driver Paramedic Merged Role	4.00
322041 - Fire Engine Operator	71.00
322042 - Fire Engine Operator EMT	31.00
322043 - Fire Engine Operator Paramedic	1.00
322044 - Fire Engine Operator EMT Merged Role	11.00
322045 - Fire Engine Operator Paramedic Merged Role	5.00
322051 - Fire Sergeant	24.00
322052 - Fire Sergeant EMT	31.00
322053 - Fire Sergeant Paramedic	1.00
322054 - Fire Sergeant EMT Merged Role	3.00

**Department 24 - Detroit Fire Department  
Personnel Services**

<b>Fund</b>	<b>Appropriation Cost Center Classification</b>	<b>FY26 Adopted FTE</b>
	322061 - Fire Lieutenant	33.00
	322062 - Fire Lieutenant EMT	62.00
	322063 - Fire Lieutenant Paramedic	3.00
	322064 - Fire Lieutenant EMT Merged Role	7.00
	322065 - Fire Lieutenant Paramedic Merged Role	2.00
	322071 - Fire Captain	17.00
	322072 - Fire Captain EMT	16.00
	322074 - Fire Captain EMT Merged Role	1.00
	929107 - Administrative Special Services Staff 2 Exempt	1.00
	<b>240205 - Fireboat Marine Operations</b>	<b>4.00</b>
	322801 - Fire Boat Deckhand	0.50
	322811 - Fire Boat Deckhand MFR	1.00
	322812 - Fire Boat Deckhand MFR EMT	0.50
	322821 - Fire Boat Operator	0.50
	322831 - Fire Boat Operator MFR	1.00
	322833 - Fire Boat Operator MFR Paramedic	0.50
	<b>240320 - E.M.S. Administration</b>	<b>35.00</b>
	013376 - Executive Administrative Assistant 2	1.00
	224035 - Assistant Emergency Medical Service Supervisor Grade 1	4.00
	224037 - Assistant Emergency Medical Service Supervisor Grade 2	18.00
	224045 - Emergency Medical Service Supervisor Grade 2	8.00
	224051 - Assistant Superintendent Of Emergency Medical Service	1.00
	224061 - Superintendent Of Emergency Medical Service	1.00
	929101 - Administrative Special Services Staff 1	1.00
	929108 - Administrative Special Services Staff 3 Exempt	1.00
	<b>240340 - E.M.S. Field Operations</b>	<b>46.00</b>
	224021 - Emergency Medical Technician Basic	10.00
	224022 - Emergency Medical Technician Basic Attendance 1	7.00
	224023 - Emergency Medical Technician Basic Attendance 2	8.00
	224026 - Emergency Medical Technician Basic Attendance 3	3.00
	224031 - Paramedic	10.00
	224032 - Paramedic Attendance 1	5.00
	224033 - Paramedic Attendance 2	1.00
	224034 - Paramedic Attendance 3	2.00
	<b>29240 - Fire Department Administration</b>	<b>49.00</b>
	<b>240010 - Fire Department Administration</b>	<b>28.00</b>
	010140 - Fire Commissioner	1.00

**City of Detroit**  
Fiscal 2025-2026 Budget

**Department 24 - Detroit Fire Department**  
**Personnel Services**

<b>Fund</b>	<b>Appropriation Cost Center Classification</b>	<b>FY26 Adopted FTE</b>
	010151 - Deputy Fire Commissioner	4.00
	010172 - Project Manager Fire	4.00
	010823 - Manager 2 Fire	5.00
	010919 - Manager 1 Fire	3.00
	013376 - Executive Administrative Assistant 2	4.00
	13111123 - Program Analyst Manager 3	1.00
	226021 - Medical Case Manager	1.00
	653080 - Executive Management Team	1.00
	929108 - Administrative Special Services Staff 3 Exempt	1.00
	931525 - Communications Specialist 2 Media Services	1.00
	931550 - Digital And Social Media Manager	1.00
	931551 - Digital And Social Media Specialist	1.00
	<b>240100 - Fire Legal &amp; Labor</b>	<b>1.00</b>
	010172 - Project Manager Fire	1.00
	<b>240220 - Fire Training</b>	<b>20.00</b>
	224038 - EMS Training School Instructor Lieutenant - Grade 1	2.00
	224039 - EMS Training School Instructor Lieutenant - Grade 2	8.00
	322161 - Fire Lieutenant Training School Instructor	1.00
	322162 - Fire Lieutenant Training School Instructor EMT	5.00
	322171 - Fire Captain Training School Instructor	1.00
	322172 - Fire Captain Training School Instructor EMT	1.00
	322182 - Chief Of Fire Training EMT	2.00
	<b>29241 - Fire Services Infrastructure</b>	<b>33.00</b>
	<b>240065 - Fire Communications Administration</b>	<b>3.00</b>
	322401 - Fire Communications Captain	1.00
	322431 - Chief Of Communications	1.00
	322461 - Assistant Chief Of Communication	1.00
	<b>240075 - Fire Communications Dispatch</b>	<b>28.00</b>
	322411 - Fire Communications Lieutenant	2.00
	322412 - Fire Communications Lieutenant EMT	2.00
	322421 - Fire Communications Sergeant	3.00
	322422 - Fire Communications Sergeant EMT	1.00
	322441 - Fire Dispatcher 4th Year	11.00
	322451 - Fire Dispatcher	8.00
	322453 - Fire Dispatcher Paramedic	1.00
	<b>240110 - Fire Apparatus Stores</b>	<b>2.00</b>
	055041 - Head Storekeeper	1.00



**City of Detroit**  
Fiscal 2025-2026 Budget

**Department 24 - Detroit Fire Department**  
**Personnel Services**

Fund		FY26
Appropriation		Adopted
Cost Center		FTE
Classification		
719030 - Air Equipment Mechanic		1.00
<b>Total FTE</b>		<b>1,309.00</b>

**Department 25 - Detroit Health Department  
Personnel Services**

<b>Fund</b>	<b>FY26 Adopted FTE</b>
<b>Appropriation</b>	
<b>Cost Center</b>	
<b>Classification</b>	
<b>1000 - General Fund</b>	<b>102.25</b>
<b>21245 - Community Violence Intervention</b>	<b>1.00</b>
<b>250120 - Community Violence Intervention</b>	<b>1.00</b>
929102 - Administrative Special Services Staff 2	1.00
<b>25250 - Communicable Disease Management</b>	<b>7.00</b>
<b>250646 - Community &amp; Industrial Hygiene</b>	<b>7.00</b>
012210 - Administrative Specialist 1	1.00
264021 - Environmental Health Specialist 1	2.00
264022 - Environmental Health Specialist 2	3.00
264023 - Environmental Health Specialist 3	1.00
<b>25251 - Food Service Code Enforcement</b>	<b>23.00</b>
<b>250647 - Food Sanitation</b>	<b>23.00</b>
010720 - General Manager Health Department	1.00
081002 - Customer Service Representative 2	1.00
264021 - Environmental Health Specialist 1	13.00
264022 - Environmental Health Specialist 2	2.00
264023 - Environmental Health Specialist 3	3.00
43601102 - Administrative Assistant 2	1.00
82019210 - Office Management Assistant	1.00
929101 - Administrative Special Services Staff 1	1.00
<b>27250 - Resident Health Services</b>	<b>41.00</b>
<b>250020 - Maternal and Child Health</b>	<b>13.00</b>
013376 - Executive Administrative Assistant 2	1.00
222070 - Public Health Division Administrator	1.00
222080 - Public Health Project Leader	1.00
222090 - Public Health Project Coordinator	3.00
413031 - Senior Community Services Assistant	4.00
929101 - Administrative Special Services Staff 1	1.00
929102 - Administrative Special Services Staff 2	2.00
<b>250070 - Community Health Services</b>	<b>17.00</b>
222030 - Clinical Operations Manager	1.00
222070 - Public Health Division Administrator	2.00
222080 - Public Health Project Leader	5.00
222090 - Public Health Project Coordinator	3.00
413031 - Senior Community Services Assistant	5.00
929101 - Administrative Special Services Staff 1	1.00
<b>250080 - Clinical Services</b>	<b>11.00</b>

**Department 25 - Detroit Health Department  
Personnel Services**

<b>Fund</b>	<b>FY26 Adopted FTE</b>
<b>Appropriation</b>	
<b>Cost Center</b>	
<b>Classification</b>	
013373 - Executive Administrative Assistant 1	1.00
081002 - Customer Service Representative 2	1.00
13111004 - Project Manager Analytics Specialist 4	1.00
222068 - Nursing Director	1.00
222070 - Public Health Division Administrator	1.00
222080 - Public Health Project Leader	2.00
222410 - Nurse Practitioner	2.00
223521 - Medical Assistant	1.00
929107 - Administrative Special Services Staff 2 Exempt	1.00
<b>29250 - Health Department - Administration</b>	<b>30.25</b>
<b>250010 - Health Administration</b>	<b>11.25</b>
010156 - Deputy Public Health Director	2.00
013376 - Executive Administrative Assistant 2	2.00
15112102 - Information Technology Specialist Systems Analyst 2	1.00
15114102 - Information Technology Specialist Database Administrator	1.00
211058 - Medical Director	1.00
222040 - Data Analyst	2.00
222065 - Health Information Officer	1.00
222070 - Public Health Division Administrator	0.25
931408 - Chief Operating Officer Health	1.00
<b>250030 - Health Data Management</b>	<b>4.00</b>
045046 - Epidemiologist	3.00
222070 - Public Health Division Administrator	1.00
<b>250040 - Health Special Projects</b>	<b>3.00</b>
010918 - Manager 1 Communications	1.00
222070 - Public Health Division Administrator	1.00
222090 - Public Health Project Coordinator	1.00
<b>250050 - Health Quality &amp; Accreditation</b>	<b>6.00</b>
13111101 - Program Analyst 1	1.00
222070 - Public Health Division Administrator	1.00
222080 - Public Health Project Leader	1.00
222090 - Public Health Project Coordinator	2.00
929102 - Administrative Special Services Staff 2	1.00
<b>250060 - Health Operations</b>	<b>6.00</b>
222070 - Public Health Division Administrator	1.00
222080 - Public Health Project Leader	3.00
222090 - Public Health Project Coordinator	1.00

**City of Detroit**  
Fiscal 2025-2026 Budget

**Department 25 - Detroit Health Department**  
**Personnel Services**

<b>Fund</b>	<b>FY26</b>
<b>Appropriation</b>	<b>Adopted</b>
<b>Cost Center</b>	<b>FTE</b>
<b>Classification</b>	
43601102 - Administrative Assistant 2	1.00
<b>2104 - Health Grants Fund</b>	<b>180.25</b>
<b>20780 - FY20 Ryan White HIV-AIDs RWHAP-Program A,B</b>	<b>1.00</b>
<b>251111 - Health Grants</b>	<b>1.00</b>
222088 - Public Health Project Leader End the HIV Epidemic	1.00
<b>21237 - Strengthening Detroit's Public Health Workforce</b>	<b>11.00</b>
<b>251111 - Health Grants</b>	<b>11.00</b>
13111004 - Project Manager Analytics Specialist 4	2.00
13111102 - Program Analyst 2	2.00
193025 - Graphic Designer	1.00
222080 - Public Health Project Leader	2.00
222090 - Public Health Project Coordinator	1.00
929102 - Administrative Special Services Staff 2	3.00
<b>21441 - WIC Resident Services 9/2026</b>	<b>31.00</b>
<b>251111 - Health Grants</b>	<b>31.00</b>
010961 - Manager 1 Health Wic Program	2.00
222070 - Public Health Division Administrator	1.00
222090 - Public Health Project Coordinator	5.00
242311 - Nutritionist	9.00
292021 - Public Health Educator	2.00
413031 - Senior Community Services Assistant	1.00
43081002 - Customer Service Specialist 2 Health	9.00
929101 - Administrative Special Services Staff 1	2.00
<b>21442 - WIC Breastfeeding 9/2026</b>	<b>3.50</b>
<b>251111 - Health Grants</b>	<b>3.50</b>
292021 - Public Health Educator	1.00
929101 - Administrative Special Services Staff 1	2.50
<b>21443 - Lead Poisoning Prevention 9/2026</b>	<b>2.00</b>
<b>251111 - Health Grants</b>	<b>2.00</b>
222090 - Public Health Project Coordinator	1.00
413031 - Senior Community Services Assistant	1.00
<b>21444 - Lead Intervention 9/2026</b>	<b>3.00</b>
<b>251111 - Health Grants</b>	<b>3.00</b>
222090 - Public Health Project Coordinator	1.00
413031 - Senior Community Services Assistant	2.00
<b>21445 - ELPHS Other 9/2026</b>	<b>27.00</b>
<b>251111 - Health Grants</b>	<b>27.00</b>

**Department 25 - Detroit Health Department  
Personnel Services**

<b>Fund</b>	<b>Appropriation Cost Center Classification</b>	<b>FY26 Adopted FTE</b>
	045046 - Epidemiologist	1.00
	13111004 - Project Manager Analytics Specialist 4	1.00
	221011 - Clinic Nurse	7.00
	222080 - Public Health Project Leader	1.00
	222090 - Public Health Project Coordinator	1.00
	222095 - Public Health Project Coordinator Physician Detailer	1.00
	222511 - Licensed Practical Nurse	1.00
	292032 - Senior Health Public Educator HIV/STI	2.00
	413021 - Community Services Assistant	3.00
	413031 - Senior Community Services Assistant	9.00
	<b>21446 - BioTerrorism Emerg Prep 9/2026</b>	<b>1.75</b>
	<b>251111 - Health Grants</b>	<b>1.75</b>
	079062 - Senior Emergency Management Specialist	1.00
	222070 - Public Health Division Administrator	0.75
	<b>21447 - Cities Readiness Initiatives 9/2026</b>	<b>3.00</b>
	<b>251111 - Health Grants</b>	<b>3.00</b>
	079062 - Senior Emergency Management Specialist	1.00
	222080 - Public Health Project Leader	1.00
	43601102 - Administrative Assistant 2	1.00
	<b>21448 - CSHCS Outreach &amp; Advocacy 9/2026</b>	<b>9.00</b>
	<b>251111 - Health Grants</b>	<b>9.00</b>
	222080 - Public Health Project Leader	2.00
	222090 - Public Health Project Coordinator	4.00
	413021 - Community Services Assistant	3.00
	<b>21450 - HIV Intergrated Plng/Data to Care 9/2026</b>	<b>3.00</b>
	<b>251111 - Health Grants</b>	<b>3.00</b>
	222093 - Public Health Project Coordinator Data to Care	1.00
	413024 - Community Services Assiant HIV/STI	1.00
	413034 - Senior Community Services Assistant HIV/STI	1.00
	<b>21451 - Immunization Action Plan 9/2026</b>	<b>2.00</b>
	<b>251111 - Health Grants</b>	<b>2.00</b>
	221011 - Clinic Nurse	1.00
	222511 - Licensed Practical Nurse	1.00
	<b>21453 - Infant Safe Sleep 9/2026</b>	<b>1.00</b>
	<b>251111 - Health Grants</b>	<b>1.00</b>
	413021 - Community Services Assistant	1.00
	<b>21454 - Local Maternal &amp; Child Hlth 9/2026</b>	<b>18.00</b>

**Department 25 - Detroit Health Department  
Personnel Services**

<b>Fund</b>	<b>Appropriation Cost Center Classification</b>	<b>FY26 Adopted FTE</b>
	<b>251111 - Health Grants</b>	<b>18.00</b>
	222090 - Public Health Project Coordinator	6.00
	292021 - Public Health Educator	1.00
	413031 - Senior Community Services Assistant	9.00
	43601102 - Administrative Assistant 2	1.00
	929102 - Administrative Special Services Staff 2	1.00
	<b>21455 - Hearing - MDHHS 9/2026</b>	<b>3.00</b>
	<b>251111 - Health Grants</b>	<b>3.00</b>
	413031 - Senior Community Services Assistant	3.00
	<b>21456 - Vision - MDHHS 9/2026</b>	<b>3.00</b>
	<b>251111 - Health Grants</b>	<b>3.00</b>
	413031 - Senior Community Services Assistant	3.00
	<b>21457 - West Nile Virus 9/2026</b>	<b>1.00</b>
	<b>251111 - Health Grants</b>	<b>1.00</b>
	830318 - Urban Government Intern 1 Limited Service	1.00
	<b>21458 - Vector Surveillance 9/2026</b>	<b>1.00</b>
	<b>251111 - Health Grants</b>	<b>1.00</b>
	830318 - Urban Government Intern 1 Limited Service	1.00
	<b>21459 - Title X Family Planning 9/2026</b>	<b>3.00</b>
	<b>251111 - Health Grants</b>	<b>3.00</b>
	221011 - Clinic Nurse	1.00
	222511 - Licensed Practical Nurse	1.00
	223521 - Medical Assistant	1.00
	<b>21460 - Hepatitis C Program 9/2026</b>	<b>1.00</b>
	<b>251111 - Health Grants</b>	<b>1.00</b>
	222090 - Public Health Project Coordinator	1.00
	<b>21462 - HIV &amp; STD Testing and Prevention 9/2026</b>	<b>2.00</b>
	<b>251111 - Health Grants</b>	<b>2.00</b>
	292032 - Senior Health Public Educator HIV/STI	1.00
	929101 - Administrative Special Services Staff 1	1.00
	<b>21463 - HIV Emergency Support Relief 2/2027</b>	<b>12.00</b>
	<b>251111 - Health Grants</b>	<b>12.00</b>
	13111102 - Program Analyst 2	1.00
	222040 - Data Analyst	1.00
	222050 - Data Quality Management Specialist	2.00
	222055 - Senior Data Quality Management Specialist	1.00
	222070 - Public Health Division Administrator	1.00

**City of Detroit**  
Fiscal 2025-2026 Budget

**Department 25 - Detroit Health Department  
Personnel Services**

<b>Fund</b>	<b>FY26 Adopted FTE</b>
<b>Appropriation</b>	
<b>Cost Center</b>	
<b>Classification</b>	
222084 - Public Health Project Leader HIV Care	1.00
222090 - Public Health Project Coordinator	1.00
222094 - Public Health Project Coordinator Planning Council	1.00
43601121 - Administrative Assistant 1 HIV/STI	1.00
43601124 - Administrative Assistant 4 HIV/STI	1.00
43601131 - Administrative Assistant 1 Planning Council	1.00
<b>21464 - HOPWA Aids Housing 6/2026</b>	<b>11.00</b>
<b>251111 - Health Grants</b>	<b>11.00</b>
222089 - Public Health Project Leader HOPWA	1.00
222097 - Public Health Project Coordinator HOPWA Program	2.00
222098 - Public Health Project Coordinator HOPWA Life Skills	1.00
222099 - Public Health Project Coordinator HOPWA	1.00
413041 - Housing Coordinator HOPWA	4.00
413042 - Senior Housing Coordinator	2.00
<b>21466 - Ending the HIV Epidemic MDHHS 9/2026</b>	<b>3.00</b>
<b>251111 - Health Grants</b>	<b>3.00</b>
292032 - Senior Health Public Educator HIV/STI	3.00
<b>21467 - Detroit Safe Route OSHP 9/2026</b>	<b>2.50</b>
<b>251111 - Health Grants</b>	<b>2.50</b>
222090 - Public Health Project Coordinator	2.00
929101 - Administrative Special Services Staff 1	0.50
<b>21468 - CLLP Lead Expansion 9/2026</b>	<b>4.00</b>
<b>251111 - Health Grants</b>	<b>4.00</b>
413031 - Senior Community Services Assistant	1.00
929102 - Administrative Special Services Staff 2	3.00
<b>21472 - HIV Housing Assistance 9/2026</b>	<b>1.00</b>
<b>251111 - Health Grants</b>	<b>1.00</b>
413044 - Housing Coordinator	1.00
<b>21473 - Neighborhood Wellness Centers</b>	<b>15.50</b>
<b>251111 - Health Grants</b>	<b>15.50</b>
929101 - Administrative Special Services Staff 1	9.00
929102 - Administrative Special Services Staff 2	6.50
<b>21474 - MRC STRONG</b>	<b>1.00</b>
<b>251111 - Health Grants</b>	<b>1.00</b>
830318 - Urban Government Intern 1 Limited Service	1.00
<b>3921 - Other Special Revenue Fund</b>	<b>4.00</b>
<b>21243 - Opioid Settlement Proceeds</b>	<b>4.00</b>



City of Detroit  
Fiscal 2025-2026 Budget

Department 25 - Detroit Health Department  
Personnel Services

Fund Appropriation Cost Center Classification	FY26 Adopted FTE
<b>250070 - Community Health Services</b>	<b>4.00</b>
222090 - Public Health Project Coordinator	2.00
413031 - Senior Community Services Assistant	2.00
<b>Total FTE</b>	<b>286.50</b>

**Department 28 - Human Resources Department  
Personnel Services**

<b>Fund</b>	<b>FY26 Adopted FTE</b>
<b>Appropriation</b>	
<b>Cost Center</b>	
<b>Classification</b>	
<b>1000 - General Fund</b>	<b>107.00</b>
<b>29280 - Human Resources Department Administration</b>	<b>12.00</b>
<b>280008 - HRMS</b>	<b>6.00</b>
13119951 - Human Resources Information Systems Administrator 1	2.00
13119952 - Human Resources Information Systems Administrator 2	2.00
15114233 - Information Technology Specialist Systems Administrator	1.00
15114234 - Information Technology Specialist Systems Administrator	1.00
<b>280110 - Human Resources Administration</b>	<b>6.00</b>
010918 - Manager 1 Communications	1.00
013376 - Executive Administrative Assistant 2	2.00
11312001 - Human Resources Director	1.00
11312004 - Chief Employee Services Officer	1.00
303121 - Accounting Technician Manager 1	1.00
<b>29281 - Workforce Management</b>	<b>95.00</b>
<b>280010 - Employee Services Administration</b>	<b>28.00</b>
107101 - Human Resources Specialist 1	1.00
119921 - Employee Services Manager 1	1.00
119922 - Employee Services Manager 2	1.00
13107103 - Human Resources Specialist 3	3.00
13107113 - Human Resources Specialist 3 Employee Services	1.00
13119902 - Employee Services Consultant 2	1.00
13119903 - Employee Services Consultant 3	7.00
13119904 - Employment Services Manager 1	2.00
13119925 - Employee Services General Manager	1.00
43416102 - Human Resources Assistant 2	1.00
43416103 - Human Resources Assistant 3	5.00
43416104 - Human Resources Assistant 4	4.00
<b>280154 - HR Risk Management Operations</b>	<b>7.00</b>
042035 - Risk Manager	1.00
079037 - Safety Officer	1.00
079047 - Supervising Safety Officer	1.00
092033 - Workers Compensation Specialist	2.00
13107103 - Human Resources Specialist 3	2.00
<b>280320 - Talent Development &amp; Performance Management</b>	<b>15.00</b>
11313101 - Chief Learning Officer	1.00
13115002 - Talent Development And Performance Specialist 2	2.00
13115003 - Talent Development And Performance Specialist 3	4.00

**Department 28 - Human Resources Department  
Personnel Services**

<b>Fund</b>	<b>Appropriation Cost Center Classification</b>	<b>FY26 Adopted FTE</b>
	13115053 - Talent Development And Performance Management Analyst 3	2.00
	13313122 - Talent Development And Performance Management Manager 2	4.00
	929107 - Administrative Special Services Staff 2 Exempt	2.00
	<b>280410 - Recruitment &amp; Selection</b>	<b>13.00</b>
	11312005 - Chief Recruitment Officer	1.00
	119935 - Recruiting General Manager	1.00
	13119932 - Recruiter 2	3.00
	13119933 - Recruiter 3	2.00
	13119936 - Recruitment Manager 1	2.00
	13119942 - Test Development And Scoring Specialist 2	1.00
	43416102 - Human Resources Assistant 2	1.00
	43416103 - Human Resources Assistant 3	1.00
	43416104 - Human Resources Assistant 4	1.00
	<b>280430 - Classification &amp; Compensation</b>	<b>7.00</b>
	119937 - General Manager - Classification and Compensation	1.00
	13114002 - Classification Compensation Analyst 2	1.00
	13114003 - Classification Compensation Analyst 3	2.00
	13114004 - Classification Compensation Manager 1	2.00
	43416103 - Human Resources Assistant 3	1.00
	<b>280520 - Benefits Administration</b>	<b>10.00</b>
	114142 - Benefits Supervisor 2	1.00
	114145 - Benefits Supervisor 2 Deferred Compensation	1.00
	13114155 - Benefits Administration General Manager	1.00
	43417104 - Benefits Clerk 4	6.00
	929101 - Administrative Special Services Staff 1	1.00
	<b>280530 - Labor Relations Administration</b>	<b>8.00</b>
	11312002 - Labor Relations Director	1.00
	11312003 - Deputy Labor Relations Director	1.00
	13107504 - Administrator Of Labor Relations 4	4.00
	43013376 - Executive Administrative Assistant 2	1.00
	43601104 - Administrative Assistant 4	1.00
	<b>280540 - Policy, Planning, &amp; Operations</b>	<b>7.00</b>
	11312006 - Chief Policy Planning Officer	1.00
	13107102 - Human Resources Specialist 2	1.00
	13111002 - Project Manager Analytics Specialist 2	1.00
	13111004 - Project Manager Analytics Specialist 4	1.00
	13111141 - Operations General Manager	1.00

**City of Detroit**  
Fiscal 2025-2026 Budget

**Department 28 - Human Resources Department**  
**Personnel Services**

Fund		FY26
Appropriation		Adopted
Cost Center		FTE
Classification		
43416103 - Human Resources Assistant 3		2.00
<b>Total FTE</b>		<b>107.00</b>

**Department 29 - Civil Rights, Inclusion, & Opportunity**  
**Personnel Services**

<b>Fund</b>	<b>FY26 Adopted FTE</b>
<b>Appropriation</b>	
<b>Cost Center</b>	
<b>Classification</b>	
<b>1000 - General Fund</b>	<b>31.00</b>
<b>27292 - Homegrown Detroit</b>	<b>5.00</b>
<b>290040 - Homegrown Detroit</b>	<b>5.00</b>
111003 - Project Manager Analytics Specialist 3	2.00
222040 - Data Analyst	1.00
413050 - CRIO Specialist	1.00
931421 - Chief Administrative Corporation Counsel	1.00
<b>28290 - Human Rights Advocacy</b>	<b>26.00</b>
<b>290010 - Civil Rights, Inclusion, &amp; Opportunity</b>	<b>21.00</b>
010180 - Director Of CRIO Department	1.00
010826 - Manager 2 CRIO	5.00
013376 - Executive Administrative Assistant 2	1.00
11919911 - Associate Director Of Strategic Affairs	2.00
222040 - Data Analyst	1.00
413050 - CRIO Specialist	8.00
929102 - Administrative Special Services Staff 2	1.00
932042 - Coordinator Of Administrative Services	2.00
<b>290035 - Office of Disability Affairs</b>	<b>5.00</b>
111003 - Project Manager Analytics Specialist 3	2.00
11919911 - Associate Director Of Strategic Affairs	1.00
413050 - CRIO Specialist	2.00
<b>3217 - Non-Compliance Fees</b>	<b>10.00</b>
<b>27290 - Development Support - CRIO</b>	<b>10.00</b>
<b>290030 - Compliance Fees</b>	<b>10.00</b>
010826 - Manager 2 CRIO	2.00
111003 - Project Manager Analytics Specialist 3	1.00
11919911 - Associate Director Of Strategic Affairs	1.00
413050 - CRIO Specialist	5.00
43601102 - Administrative Assistant 2	1.00
<b>Total FTE</b>	<b>41.00</b>

**Department 31 - Department of Innovation & Technology**  
**Personnel Services**

<b>Fund</b>	<b>FY26 Adopted FTE</b>
<b>Appropriation</b>	
<b>Cost Center</b>	
<b>Classification</b>	
<b>1000 - General Fund</b>	<b>150.50</b>
<b>25310 - Safer Neighborhoods - DoIT</b>	<b>38.50</b>
<b>310330 - DoIT Garage</b>	<b>10.00</b>
15115102 - Information Technology Technician 2	1.00
15115103 - Information Technology Technician 3	4.00
15115104 - Information Technology Technician 4	3.00
15115112 - Supervisory Information Technology Technician 2	1.00
15115122 - Information Technology Technician Manager 2	1.00
<b>310335 - PS Desktop Support</b>	<b>12.00</b>
15115102 - Information Technology Technician 2	2.00
15115103 - Information Technology Technician 3	4.00
15115104 - Information Technology Technician 4	4.00
15115112 - Supervisory Information Technology Technician 2	1.00
15115122 - Information Technology Technician Manager 2	1.00
<b>310345 - Director of PS</b>	<b>1.50</b>
11302103 - Director Of Public Safety IT	1.00
929102 - Administrative Special Services Staff 2	0.50
<b>310355 - PS Applications / Infrastructure</b>	<b>10.00</b>
15113304 - Information Technology Specialist Software Engineer 4	2.00
15113333 - Information Technology Specialist Software Engineer 3	1.00
15114104 - Information Technology Specialist Database Administrator	1.00
15114202 - Information Technology Specialist Systems Administrator	2.00
15114203 - Information Technology Specialist Systems Administrator	2.00
15114204 - Information Technology Specialist Systems Administrator	1.00
15114214 - Supervisory Information Technology Specialist Systems A	1.00
<b>310400 - Radio Administration</b>	<b>2.00</b>
15114214 - Supervisory Information Technology Specialist Systems A	1.00
15115104 - Information Technology Technician 4	1.00
<b>310500 - Video Access Control</b>	<b>3.00</b>
15114214 - Supervisory Information Technology Specialist Systems A	1.00
15115102 - Information Technology Technician 2	1.00
15115103 - Information Technology Technician 3	1.00
<b>29310 - Efficient and Innovative Operations Support - DoIT</b>	<b>112.00</b>
<b>310010 - Office of the CIO</b>	<b>8.00</b>
013376 - Executive Administrative Assistant 2	1.00
111113 - Supervisory Program Analyst 3	1.00
13111004 - Project Manager Analytics Specialist 4	2.00

## Department 31 - Department of Innovation & Technology Personnel Services

Fund Appropriation Cost Center Classification	FY26 Adopted FTE
13111101 - Program Analyst 1	1.00
13111165 - Program Analyst Manager 3 OCFO Administration	1.00
13111184 - Program Analyst Manager 4 OCFO Administration	1.00
931640 - Chief Information Officer	1.00
<b>310020 - Departmental Technical Services</b>	<b>1.00</b>
11302102 - Director Of Enterprise Technology Operations	1.00
<b>310030 - DoIT Neighborhood Services</b>	<b>5.00</b>
15112102 - Information Technology Specialist Systems Analyst 2	1.00
15115102 - Information Technology Technician 2	1.00
15115103 - Information Technology Technician 3	1.00
15115224 - Service Level Manager	1.00
15119003 - Information Technology Specialist Systems Engineer 3	1.00
<b>310040 - DoIT Public Services</b>	<b>5.00</b>
15112102 - Information Technology Specialist Systems Analyst 2	1.00
15115103 - Information Technology Technician 3	2.00
15115224 - Service Level Manager	1.00
15119003 - Information Technology Specialist Systems Engineer 3	1.00
<b>310050 - DoIT Transportation &amp; Public Works</b>	<b>5.00</b>
15112102 - Information Technology Specialist Systems Analyst 2	1.00
15115103 - Information Technology Technician 3	2.00
15115224 - Service Level Manager	1.00
15119003 - Information Technology Specialist Systems Engineer 3	1.00
<b>310060 - DoIT Neighborhood, Community, &amp; Econ Dev</b>	<b>5.00</b>
15112102 - Information Technology Specialist Systems Analyst 2	1.00
15115103 - Information Technology Technician 3	2.00
15115224 - Service Level Manager	1.00
15119003 - Information Technology Specialist Systems Engineer 3	1.00
<b>310070 - DoIT Government Operations</b>	<b>6.00</b>
15112102 - Information Technology Specialist Systems Analyst 2	1.00
15115102 - Information Technology Technician 2	2.00
15115103 - Information Technology Technician 3	1.00
15115224 - Service Level Manager	1.00
15119003 - Information Technology Specialist Systems Engineer 3	1.00
<b>310080 - DoIT Legislative &amp; Individual Agency Operations</b>	<b>5.00</b>
15112102 - Information Technology Specialist Systems Analyst 2	1.00
15115102 - Information Technology Technician 2	1.00
15115103 - Information Technology Technician 3	1.00



**Department 31 - Department of Innovation & Technology  
Personnel Services**

<b>Fund</b>	<b>FY26 Adopted FTE</b>
<b>Appropriation</b>	
<b>Cost Center</b>	
<b>Classification</b>	
15115224 - Service Level Manager	1.00
15119003 - Information Technology Specialist Systems Engineer 3	1.00
<b>310090 - DoIT Client Services</b>	<b>13.00</b>
025031 - Senior Data Processing Equipment Operator	2.00
15115102 - Information Technology Technician 2	3.00
15115103 - Information Technology Technician 3	4.00
15115104 - Information Technology Technician 4	2.00
15115122 - Information Technology Technician Manager 2	1.00
15119003 - Information Technology Specialist Systems Engineer 3	1.00
<b>310100 - DoIT Auxiliary Services</b>	<b>2.00</b>
13111628 - Supervisory Records Management Specialist Program Analy	1.00
15111603 - Program Analyst 3 Records And Compliance Specialist	1.00
<b>310110 - Data Strategy &amp; Analytics</b>	<b>6.00</b>
11302104 - Chief Data Officer	1.00
13111103 - Program Analyst 3	1.00
15111434 - Information Technology Specialist Data Engineer 4	1.00
15111443 - Information Technology Specialist Data Librarian Archit	1.00
15111463 - Information Technology Specialist Data Visualization An	1.00
15119104 - Information Technology Specialist 4	1.00
<b>310120 - DoIT Program Management</b>	<b>7.00</b>
11302102 - Director Of Enterprise Technology Operations	1.00
13111002 - Project Manager Analytics Specialist 2	1.00
13111004 - Project Manager Analytics Specialist 4	1.00
15111004 - Project Manager Analytics Specialist 4	4.00
<b>310130 - Enterprise Technology Operations</b>	<b>3.00</b>
11302101 - Director Enterprise Technical Operations	1.00
13114324 - Information Technology Specialist Network Enterprise En	1.00
43601104 - Administrative Assistant 4	1.00
<b>310140 - Data &amp; Server Management</b>	<b>7.00</b>
15114103 - Information Technology Specialist Database Administrato	1.00
15114202 - Information Technology Specialist Systems Administator	1.00
15114203 - Information Technology Specialist Systems Administrator	3.00
15114204 - Information Technology Specialist Systems Administator	1.00
15114214 - Supervisory Information Technology Specialist Systems A	1.00
<b>310150 - Network Services</b>	<b>7.00</b>
15114102 - Information Technology Specialist Database Administrato	1.00
15114302 - Information Technology Specialist Network Enterprise En	2.00

**Department 31 - Department of Innovation & Technology  
Personnel Services**

Fund Appropriation Cost Center Classification	FY26 Adopted FTE
15114304 - Information Technology Specialist Network Enterprise En	1.00
15114314 - Supervisory Information Technology Specialist Network E	1.00
15114333 - Information Technology Specialist Network Enterprise En	2.00
<b>310170 - Enterprise Applications Support</b>	<b>6.00</b>
15113302 - Information Technology Specialist Software Engineer 2	2.00
15113304 - Information Technology Specialist Software Engineer 4	1.00
15113314 - Supervisory Information Technology Specialist Software	1.00
15113333 - Information Technology Specialist Software Engineer 3	1.00
15114304 - Information Technology Specialist Network Enterprise En	1.00
<b>310180 - Geospatial Information Systems</b>	<b>10.00</b>
119114 - Supervisory Information Technology Specialist GIS Analy	1.00
15115102 - Information Technology Technician 2	2.00
15115103 - Information Technology Technician 3	1.00
15119104 - Information Technology Specialist 4	1.00
15119112 - Information Technology Specialist GIS Analyst 2	2.00
15119133 - Information Technology Specialist GIS Analyst 3	3.00
<b>310190 - Web Administration</b>	<b>5.00</b>
15113403 - Web Developer 3	3.00
15113404 - Web Developer 4	1.00
15113414 - Supervisory Web Developer 4	1.00
<b>310230 - Office of Cyber Security</b>	<b>5.00</b>
112224 - Information Technology Specialist Information Security	1.00
15112233 - Information Technology Specialist Information Security	2.00
15114214 - Supervisory Information Technology Specialist Systems A	1.00
931641 - Chief Information Security Officer	1.00
<b>310290 - Special Projects &amp; Initiatives</b>	<b>1.00</b>
932014 - Executive Management Team Mayors Office	1.00
<b>Total FTE</b>	<b>150.50</b>

**City of Detroit**  
Fiscal 2025-2026 Budget

**Department 32 - Law Department  
Personnel Services**

<b>Fund Appropriation Cost Center Classification</b>	<b>FY26 Adopted FTE</b>
<b>1000 - General Fund</b>	<b>119.00</b>
<b>29320 - Efficient and Innovative Operations Support - Law</b>	<b>119.00</b>
<b>320010 - Law Administration</b>	<b>119.00</b>
010104 - Deputy Corporation Counsel	1.00
010127 - Corporation Counsel Election Commissioner \$2000	1.00
012031 - Senior Clerk	2.00
012249 - Administrative Assistant Grade 2 Law	1.00
013325 - Legal Secretary	10.00
013326 - Senior Legal Secretary	3.00
013376 - Executive Administrative Assistant 2	1.00
091133 - Associate Assistant Corporation Counsel	3.00
091142 - Assistant Corporation Counsel	23.00
091152 - Senior Assistant Corporation Counsel	33.00
091157 - Supervising Assistant Corporation Counsel	10.00
091191 - Assistant Corporation Counsel Exempted	1.00
091192 - Senior Assistant Corporation Counsel Exempted	3.00
091941 - Legal Assistant	15.00
11931424 - Chief Of Criminal Enforcement And Quality Of Life	1.00
13111002 - Project Manager Analytics Specialist 2	1.00
13111004 - Project Manager Analytics Specialist 4	2.00
15111004 - Project Manager Analytics Specialist 4	1.00
15114104 - Information Technology Specialist Database Administrato	1.00
81012051 - Head Clerk	1.00
931420 - Chief Legal Counsel For Transactional And Economic Deve	1.00
931421 - Chief Administrative Corporation Counsel	2.00
931422 - Chief Of Staff Law	1.00
931423 - Chief Of Litigation	1.00
<b>2119 - FY 2020 MIDC GRANT</b>	<b>2.00</b>
<b>21206 - 2023 Michigan Indigent Defense Commission Grant</b>	<b>2.00</b>
<b>321111 - Law Department Grants</b>	<b>2.00</b>
13111004 - Project Manager Analytics Specialist 4	2.00
<b>Total FTE</b>	<b>121.00</b>

**Department 33 - Mayor's Office  
Personnel Services**

<b>Fund</b>	<b>FY26 Adopted FTE</b>
<b>Appropriation</b>	
<b>Cost Center</b>	
<b>Classification</b>	
<b>1000 - General Fund</b>	<b>64.00</b>
<b>25330 - Mayor's Office - Homeland Security</b>	<b>9.00</b>
<b>330017 - Emergency Management Awareness</b>	<b>9.00</b>
010139 - Director Of Homeland Security	1.00
010176 - Director Project Management	1.00
010200 - Project Manager	1.00
099536 - Public Information Manager	1.00
13111103 - Program Analyst 3	3.00
43601104 - Administrative Assistant 4	1.00
932083 - Emergency Management Coordinator	1.00
<b>28330 - Effective Governance - City of Detroit</b>	<b>55.00</b>
<b>330010 - Office of the Mayor</b>	<b>36.00</b>
013376 - Executive Administrative Assistant 2	1.00
13111102 - Program Analyst 2	1.00
13111103 - Program Analyst 3	2.00
13111104 - Program Analyst 4	1.00
81301001 - Chief Of Staff	1.00
830320 - Urban Government Intern 2 Limited Service	1.00
929102 - Administrative Special Services Staff 2	1.00
929108 - Administrative Special Services Staff 3 Exempt	1.00
931110 - Chief Operating Officer Mayors Office	1.00
932002 - Executive Assistant To The Mayor 3	3.00
932003 - Executive Assistant To The Mayor 2	3.00
932004 - Executive Assistant To The Mayor 1	5.00
932007 - Assistant To The Mayor 1	1.00
932008 - Executive Assistant To The Mayor 4	2.00
932011 - Assistant To The Mayor 3	1.00
932014 - Executive Management Team Mayors Office	3.00
932048 - Executive Assistant To The Mayor 5	8.00
<b>330095 - Neighborhoods</b>	<b>19.00</b>
013376 - Executive Administrative Assistant 2	1.00
932003 - Executive Assistant To The Mayor 2	1.00
932005 - Assistant To The Mayor 2	1.00
932007 - Assistant To The Mayor 1	1.00
932008 - Executive Assistant To The Mayor 4	1.00
932048 - Executive Assistant To The Mayor 5	1.00
932301 - Director Of Neighborhood City Halls	6.00

**City of Detroit**  
Fiscal 2025-2026 Budget

**Department 33 - Mayor's Office**  
**Personnel Services**

<b>Fund</b>	<b>FY26</b>
<b>Appropriation</b>	<b>Adopted</b>
<b>Cost Center</b>	<b>FTE</b>
<b>Classification</b>	
932302 - Deputy Director Of Neighborhood City Halls	7.00
<b>2105 - Homeland Security Grants Fund</b>	<b>4.00</b>
<b>21517 - Homeland Security Grant Program-UASI FY26</b>	<b>4.00</b>
<b>331111 - Mayor's Office Grants</b>	<b>4.00</b>
079062 - Senior Emergency Management Specialist	1.00
13111114 - Supervisory Program Analyst 4	1.00
929107 - Administrative Special Services Staff 2 Exempt	1.00
932610 - Intelligence Specialist	1.00
<b>2106 - Mayor's Office Grants Fund</b>	<b>1.00</b>
<b>21518 - Harvard Business School Leadership FY26</b>	<b>1.00</b>
<b>331111 - Mayor's Office Grants</b>	<b>1.00</b>
932002 - Executive Assistant To The Mayor 3	1.00
<b>Total FTE</b>	<b>69.00</b>

**Department 34 - Municipal Parking Department  
Personnel Services**

<b>Fund</b>	<b>FY26 Adopted FTE</b>
<b>Appropriation</b>	
<b>Cost Center</b>	
<b>Classification</b>	
<b>1000 - General Fund</b>	<b>95.00</b>
<b>27340 - Code Enforcement - Parking</b>	<b>95.00</b>
<b>340010 - Parking Administration</b>	<b>11.00</b>
010152 - Director Municipal Parking Department	1.00
010153 - Deputy Director Municipal Parking Department	1.00
010729 - General Manager Municipal Parking	1.00
010944 - Manager 1 Municipal Parking	1.00
012017 - Principal Clerk Parking Violations	1.00
013373 - Executive Administrative Assistant 1	1.00
43013134 - Office Assistant 3 MPD	3.00
929103 - Administrative Special Services Staff 3	1.00
929107 - Administrative Special Services Staff 2 Exempt	1.00
<b>340020 - Parking Maintenance</b>	<b>12.00</b>
619142 - General Environmental Technician 1 MPD	3.00
622031 - Building Operator 1	1.00
641041 - Building Operations Supervisor Grade 1	1.00
641045 - Building Maintenance Operations Supervisor	1.00
712011 - Mechanical Helper	1.00
721523 - Vehicle Operator 1	4.00
8621031 - Building Trades Worker General	1.00
<b>340030 - Parking Operations</b>	<b>2.00</b>
081004 - Customer Service Supervisor	1.00
929101 - Administrative Special Services Staff 1	1.00
<b>340040 - Parking Meter Maintenance</b>	<b>7.00</b>
712331 - Parking Meter Repair Worker	6.00
712341 - Parking Meter Service Foreman	1.00
<b>340050 - Parking Meter Collection</b>	<b>6.00</b>
012041 - Principal Clerk	1.00
012078 - Head Clerk Municipal Parking	1.00
047342 - Parking Meter Revenue Collector	4.00
<b>340080 - Parking Violation Bureau - Administration</b>	<b>57.00</b>
012089 - Assistant Administrative Supervisor Parking Violations	1.00
041543 - Principal Governmental Analyst Municipal Parking	1.00
099168 - Parking Enforcement Investigator	1.00
099170 - Supervising Parking Enforcement Investigator	1.00
339220 - Parking Enforcement Officer	42.00
339230 - Senior Parking Enforcement Officer	7.00

City of Detroit  
Fiscal 2025-2026 Budget

Department 34 - Municipal Parking Department  
Personnel Services

Fund Appropriation Cost Center Classification	FY26 Adopted FTE
339245 - Head Parking Enforcement Officer	1.00
929101 - Administrative Special Services Staff 1	1.00
929102 - Administrative Special Services Staff 2	1.00
929103 - Administrative Special Services Staff 3	1.00
<b>Total FTE</b>	<b>95.00</b>

**Department 35 - Non-Departmental  
Personnel Services**

<b>Fund</b>	<b>FY26 Adopted FTE</b>
<b>Appropriation</b>	
<b>Cost Center</b>	
<b>Classification</b>	
<b>1000 - General Fund</b>	<b>145.00</b>
<b>20866 - Over-Assessment Program</b>	<b>19.00</b>
<b>351020 - Non-Departmental</b>	<b>19.00</b>
13111104 - Program Analyst 4	3.00
13111214 - Program Analyst 4 Detroit Housing Services	1.00
13111414 - Supervisory Program Analyst 4 Community Development Off	1.00
13111705 - Program Analyst 2 Homelessness Specialist	1.00
929102 - Administrative Special Services Staff 2	13.00
<b>25350 - Board of Police Commissioners</b>	<b>43.00</b>
<b>350002 - Board of Police Commissioners</b>	<b>43.00</b>
011805 - Executive Manager Police	2.00
012073 - Police Community Relations Coordinator	1.00
013374 - Executive Administrative Assistant 2	1.00
929107 - Administrative Special Services Staff 2 Exempt	1.00
931401 - Administrative Specialist 3	1.00
931440 - Administrative Assistant Board Of Police Commissioners	7.00
932501 - Secretary To Board Of Police Commissioners	1.00
932502 - Chief Investigator Police Commission	1.00
932503 - Investigator Police Commission	19.00
932507 - Supervising Investigator Police Commission Citizens Com	1.00
932508 - Supervising Investigator Police Commission	1.00
932509 - Supervising Investigator Police Commission Quality Assu	1.00
932510 - Senior Investigator Police Commission	5.00
932512 - Attorney To The Board Of Police Commissioners	1.00
<b>27350 - Special Services</b>	<b>12.00</b>
<b>350370 - Project Clean Slate Operations</b>	<b>12.00</b>
013376 - Executive Administrative Assistant 2	1.00
091157 - Supervising Assistant Corporation Counsel	1.00
111003 - Project Manager Analytics Specialist 3	1.00
43601103 - Administrative Assistant 3	1.00
43601104 - Administrative Assistant 4	4.00
929101 - Administrative Special Services Staff 1	1.00
929108 - Administrative Special Services Staff 3 Exempt	3.00
<b>28351 - Board of Ethics</b>	<b>4.00</b>
<b>350165 - Board of Ethics</b>	<b>4.00</b>
010126 - Executive Director Board Of Ethics	1.00
011727 - Senior Investigator Board of Ethics	1.00



**Department 35 - Non-Departmental  
Personnel Services**

<b>Fund Appropriation Cost Center Classification</b>	<b>FY26 Adopted FTE</b>
13111002 - Project Manager Analytics Specialist 2	1.00
931628 - Administrative Assistant Grade 2 Board Of Ethnic	1.00
<b>28352 - Media Services &amp; Communications</b>	<b>17.00</b>
<b>350326 - Media Services</b>	<b>17.00</b>
931524 - Communications Specialist 3 Media Services	3.00
931525 - Communications Specialist 2 Media Services	3.00
931550 - Digital And Social Media Manager	4.00
931551 - Digital And Social Media Specialist	7.00
<b>28354 - Elected Officials Compensation</b>	<b>11.00</b>
<b>350007 - Elected Officials' Compensation</b>	<b>11.00</b>
010010 - City Clerk Election Commission Chairperson \$2000	1.00
010030 - City Council Member	8.00
010031 - City Council President Election Commissioner \$2000	1.00
010040 - Mayor	1.00
<b>29350 - Citywide Overhead</b>	<b>8.00</b>
<b>350310 - Detroit Building Authority</b>	<b>8.00</b>
010200 - Project Manager	1.00
013376 - Executive Administrative Assistant 2	1.00
931324 - Special Area Maintenance Project Superintendent Detroit	1.00
931626 - Administrative Assistant Grade 2 Detroit Building Autho	1.00
932015 - Executive Management Team Detroit Building Authority	4.00
<b>29351 - Pension-Related Payments</b>	<b>31.00</b>
<b>350015 - Pension Benefits Administration</b>	<b>31.00</b>
010809 - Manager 2 Pension	1.00
11101111 - Assistant Executive Director General Retirement Systems	1.00
11101112 - Assistant Executive Director Police And Fire Retirement	1.00
11101201 - Executive Director Pension	1.00
11303091 - Chief Accounting Officer	1.00
13111004 - Project Manager Analytics Specialist 4	1.00
13201002 - Accountant 2	1.00
13201042 - Supervisory Accountant 4 Retirement Systems	1.00
13201051 - Accountant 1 Retirement Systems	1.00
13201052 - Accountant 2 Retirement Systems	1.00
13205104 - Financial Analyst 4	2.00
13205140 - Pension Investment Officer	2.00
13303162 - Supervisory Accounting Technician 2 Retirement Systems	2.00
13601153 - Administrative Assistant 3 Retirement Systems	4.00

**City of Detroit**  
Fiscal 2025-2026 Budget

**Department 35 - Non-Departmental  
Personnel Services**

<b>Fund Appropriation Cost Center Classification</b>	<b>FY26 Adopted FTE</b>
43309904 - Clerk 4	1.00
43309954 - Clerk 4 Retirement Systems	4.00
43601103 - Administrative Assistant 3	2.00
43601104 - Administrative Assistant 4	1.00
43601154 - Administrative Assistant 4 Retirement Systems	3.00
<b>2106 - Mayor's Office Grants Fund</b>	<b>7.00</b>
<b>21152 - Byrne Discretionary Community Project Grant - Project Clean Slate</b>	<b>6.00</b>
<b>350370 - Project Clean Slate Operations</b>	<b>6.00</b>
929102 - Administrative Special Services Staff 2	5.00
929107 - Administrative Special Services Staff 2 Exempt	1.00
<b>21262 - 2023 Simon Foundation Project Clean Slate Grant</b>	<b>1.00</b>
<b>350370 - Project Clean Slate Operations</b>	<b>1.00</b>
929102 - Administrative Special Services Staff 2	1.00
<b>3921 - Other Special Revenue Fund</b>	<b>21.00</b>
<b>21243 - Opioid Settlement Proceeds</b>	<b>2.00</b>
<b>350030 - Other Operations Services</b>	<b>2.00</b>
111003 - Project Manager Analytics Specialist 3	1.00
13111004 - Project Manager Analytics Specialist 4	1.00
<b>28353 - Cable TV</b>	<b>19.00</b>
<b>350324 - P.E.G. Fees</b>	<b>19.00</b>
010200 - Project Manager	1.00
011445 - Social Planner 4	1.00
193025 - Graphic Designer	2.00
43309904 - Clerk 4	1.00
81037161 - Supervisor Of Printing	1.00
931401 - Administrative Specialist 3	1.00
931501 - Director Detroit Cable Communications Commission	1.00
931502 - Deputy Director Detroit Cable Communications Commission	1.00
931524 - Communications Specialist 3 Media Services	6.00
931525 - Communications Specialist 2 Media Services	3.00
932042 - Coordinator Of Administrative Services	1.00
<b>Total FTE</b>	<b>173.00</b>

**Department 36 - Housing & Revitalization Department  
Personnel Services**

<b>Fund Appropriation Cost Center Classification</b>	<b>FY26 Adopted FTE</b>
<b>1000 - General Fund</b>	<b>97.00</b>
<b>26360 - Community Development</b>	<b>7.00</b>
<b>360050 - Mental Health Co-Response</b>	<b>2.00</b>
929107 - Administrative Special Services Staff 2 Exempt	2.00
<b>365704 - Program Development &amp; Implementation</b>	<b>5.00</b>
13111004 - Project Manager Analytics Specialist 4	1.00
13111114 - Supervisory Program Analyst 4	1.00
13111141 - Operations General Manager	1.00
13111509 - Program Analyst 3 Policy Development Implementation Spe	1.00
43013377 - Executive Administrative Assistant 3	1.00
<b>26361 - Detroit Housing Network GF</b>	<b>44.00</b>
<b>360103 - Neighborhood &amp; Housing Svcs GF</b>	<b>19.00</b>
13111123 - Program Analyst Manager 3	2.00
13111212 - Program Analyst 2 Detroit Housing Services	7.00
13111214 - Program Analyst 4 Detroit Housing Services	6.00
13111224 - Program Analyst Manager 4 Detroit Housing Services	4.00
<b>360106 - Occupied Buyback Outreach</b>	<b>5.00</b>
13111211 - Program Analyst 1 Detroit Housing Services	4.00
13111212 - Program Analyst 2 Detroit Housing Services	1.00
<b>360136 - Homeless Services</b>	<b>17.00</b>
13111213 - Program Analyst 3 Detroit Housing Services	1.00
13111705 - Program Analyst 2 Homelessness Specialist	1.00
929107 - Administrative Special Services Staff 2 Exempt	15.00
<b>365080 - Immigration Affairs</b>	<b>3.00</b>
13111103 - Program Analyst 3	1.00
13111416 - Supervisory Program Analyst 4 Housing Development Offic	1.00
919910 - Immigration Affairs Officer	1.00
<b>26362 - Affordable Housing Underwriting and Development</b>	<b>22.00</b>
<b>360125 - Housing Underwriting GF Staffing</b>	<b>3.00</b>
111408 - Program Analyst 4 Housing Development Specialist	2.00
13111426 - Program Analyst Manager 4 Housing Development Manager	1.00
<b>360131 - Real Estate_City</b>	<b>7.00</b>
13111112 - Program Analyst 2 Tax Incentives Specialist	1.00
13111418 - Program Analyst 3 Housing Development Specialist	1.00
13111508 - Program Analyst 4 Public Private Partnership Specialist	1.00
13111526 - Program Analyst Manager 4 Public Private Partnership Ma	1.00
13111534 - Program Analyst 4 Development Group	3.00

**Department 36 - Housing & Revitalization Department  
Personnel Services**

<b>Fund</b>	<b>FY26 Adopted FTE</b>
<b>Appropriation Cost Center Classification</b>	
<b>365703 - OPPP Direct - Tax Incentives, Policy, &amp; Development</b>	<b>12.00</b>
11919909 - Associate Director Of Public Private Partnership	1.00
13111507 - Program Analyst 3 Public Private Partnership Specialist	3.00
13111508 - Program Analyst 4 Public Private Partnership Specialist	2.00
13111516 - Supervisory Program Analyst 4 Public Private Partnershi	4.00
13111526 - Program Analyst Manager 4 Public Private Partnership Ma	1.00
929108 - Administrative Special Services Staff 3 Exempt	1.00
<b>26364 - Affordable Housing Development and Preservation Fund</b>	<b>1.00</b>
<b>360072 - Housing Affordability</b>	<b>1.00</b>
13111418 - Program Analyst 3 Housing Development Specialist	1.00
<b>26365 - Neighborhood Improvement Fund</b>	<b>4.00</b>
<b>360130 - Community Development</b>	<b>4.00</b>
111404 - Program Analyst 4 Community Development Specialist	1.00
929107 - Administrative Special Services Staff 2 Exempt	3.00
<b>27360 - Economic Development Programs</b>	<b>11.00</b>
<b>360133 - Jobs &amp; Economy Team</b>	<b>11.00</b>
111525 - Program Analyst Manager 3 Public Private Partnership Ma	5.00
11919909 - Associate Director Of Public Private Partnership	1.00
13111526 - Program Analyst Manager 4 Public Private Partnership Ma	4.00
929108 - Administrative Special Services Staff 3 Exempt	1.00
<b>29360 - Housing &amp; Revitalization Dept Administration</b>	<b>8.00</b>
<b>360054 - Administration Indirect Costs</b>	<b>6.00</b>
11301011 - Chief Of Staff HRD	1.00
11919906 - Associate Director Of Administration	1.00
11919908 - Associate Director Of Programmatic Underwriting	1.00
919904 - Housing And Revitalization Director	1.00
919905 - Housing And Revitalization Deputy Director	1.00
919907 - Associate Director Of Housing Underwriting	1.00
<b>365702 - Administration (Indirect) - Records/Audit &amp; Admin Support</b>	<b>2.00</b>
013376 - Executive Administrative Assistant 2	2.00
<b>1004 - Gordie Howe International Bridge (GHIB) Project</b>	<b>10.00</b>
<b>20413 - Bridging Neighborhoods Fund</b>	<b>10.00</b>
<b>360145 - Bridging Neighborhoods Program</b>	<b>10.00</b>
111113 - Supervisory Program Analyst 3	1.00
13111004 - Project Manager Analytics Specialist 4	1.00
13111102 - Program Analyst 2	3.00
13111103 - Program Analyst 3	1.00

**Department 36 - Housing & Revitalization Department  
Personnel Services**

<b>Fund</b>	<b>FY26 Adopted FTE</b>
<b>Appropriation</b>	
<b>Cost Center</b>	
<b>Classification</b>	
13111104 - Program Analyst 4	1.00
13111114 - Supervisory Program Analyst 4	1.00
929101 - Administrative Special Services Staff 1	2.00
<b>2001 - Block Grant</b>	<b>70.00</b>
<b>13170 - HRD Neighborhood Outreach &amp; Administration</b>	<b>11.00</b>
<b>365706 - Neighborhood &amp; Housing Svcs - Homeless Svcs</b>	<b>6.00</b>
111706 - Program Analyst 2 Homelessness Specialist	2.00
13111123 - Program Analyst Manager 3	1.00
13111414 - Supervisory Program Analyst 4 Community Development Off	1.00
13111704 - Program Analyst 4 Homelessness Specialist	2.00
<b>365707 - Programmatic Underwriting - NOF &amp; CDBG</b>	<b>5.00</b>
111404 - Program Analyst 4 Community Development Specialist	1.00
13111114 - Supervisory Program Analyst 4	1.00
13111403 - Program Analyst 3 Community Development Specialist	2.00
13207203 - Underwriter 3	1.00
<b>20234 - HRD Administration Direct - Reporting &amp; Compliance</b>	<b>22.00</b>
<b>365701 - Administration Direct - Reporting &amp; Compliance</b>	<b>22.00</b>
111514 - Supervisory Program Analyst 4 Labor Standards Officer	1.00
111608 - Program Analyst 4 Reporting And Compliance Specialist	1.00
111614 - Supervisory Program Analyst 4 Records And Compliance Of	1.00
111616 - Supervisory Program Analyst 4 Reporting And Compliance	2.00
13111503 - Program Analyst 3 Labor Standards Specialist	3.00
13111504 - Program Analyst 4 Labor Standards Specialist	2.00
13111603 - Program Analyst 3 Records And Compliance Specialist	1.00
13111604 - Program Analyst 4 Records And Compliance Specialist	1.00
13201002 - Accountant 2	2.00
19204104 - Environmental Compliance Specialist 4	1.00
19305503 - Planner 3 Historic Preservation	2.00
19305504 - Planner 4 Historic Preservation	1.00
272023 - Environmental Specialist 3	1.00
43601102 - Administrative Assistant 2	1.00
43601103 - Administrative Assistant 3	2.00
<b>20238 - HRD Housing Underwriting - Multi Family</b>	<b>7.00</b>
<b>365705 - Housing Underwriting - Multi Family</b>	<b>7.00</b>
111525 - Program Analyst Manager 3 Public Private Partnership Ma	1.00
111701 - Program Analyst 1 Public Private Partnership Specialist	1.00
13111416 - Supervisory Program Analyst 4 Housing Development Offic	1.00

**Department 36 - Housing & Revitalization Department  
Personnel Services**

<b>Fund</b>	<b>FY26 Adopted FTE</b>
<b>Appropriation</b>	
<b>Cost Center</b>	
<b>Classification</b>	
13207203 - Underwriter 3	2.00
207202 - Underwriter 2	2.00
<b>20636 - Community Development Housing Activities</b>	<b>21.00</b>
<b>365110 - Housing Services - Single Family Rehab</b>	<b>21.00</b>
111408 - Program Analyst 4 Housing Development Specialist	2.00
13104104 - Housing Compliance Inspector 4	7.00
13111101 - Program Analyst 1	1.00
13111103 - Program Analyst 3	1.00
13111416 - Supervisory Program Analyst 4 Housing Development Offic	2.00
13207203 - Underwriter 3	2.00
199161 - Manager Of Housing Inspections	2.00
207202 - Underwriter 2	4.00
<b>20813 - CDBG-CV CARES ACT funds</b>	<b>1.00</b>
<b>360024 - CDBG-CV Administration</b>	<b>1.00</b>
13111004 - Project Manager Analytics Specialist 4	1.00
<b>21217 - CDBG Public Facility Rehab/Infrastructure</b>	<b>3.00</b>
<b>365707 - Programmatic Underwriting - NOF &amp; CDBG</b>	<b>3.00</b>
13111402 - Program Analyst 2 Community Development Specialist	1.00
13111416 - Supervisory Program Analyst 4 Housing Development Offic	1.00
13111508 - Program Analyst 4 Public Private Partnership Specialist	1.00
<b>21218 - CDBG Programmatic Operations</b>	<b>5.00</b>
<b>361111 - HRD Grants</b>	<b>4.00</b>
13111004 - Project Manager Analytics Specialist 4	1.00
13111114 - Supervisory Program Analyst 4	1.00
13111123 - Program Analyst Manager 3	1.00
13111509 - Program Analyst 3 Policy Development Implementation Spe	1.00
<b>365707 - Programmatic Underwriting - NOF &amp; CDBG</b>	<b>1.00</b>
13111004 - Project Manager Analytics Specialist 4	1.00
<b>2002 - UDAG and Discretionary Grants</b>	<b>2.00</b>
<b>13340 - HRD Emergency Solutions Grant</b>	<b>2.00</b>
<b>361507 - Emergency Solutions Grant - Staff</b>	<b>2.00</b>
111707 - Program Analyst 3 Homelessness Specialist	1.00
13111704 - Program Analyst 4 Homelessness Specialist	1.00
<b>2007 - Choice Neighborhoods Implementation Grant</b>	<b>3.00</b>
<b>20971 - FY 21 for Choice Neighborhoods Implementation Grant</b>	<b>3.00</b>
<b>360010 - Administration_360010</b>	<b>3.00</b>
13111403 - Program Analyst 3 Community Development Specialist	1.00

**Department 36 - Housing & Revitalization Department  
Personnel Services**

<b>Fund</b>	<b>FY26 Adopted FTE</b>
<b>Appropriation</b>	
<b>Cost Center</b>	
<b>Classification</b>	
13111414 - Supervisory Program Analyst 4 Community Development Off	1.00
13111507 - Program Analyst 3 Public Private Partnership Specialist	1.00
<b>2104 - Health Grants Fund</b>	<b>1.00</b>
<b>20928 - HRD HOPWA Administration</b>	<b>1.00</b>
<b>361111 - HRD Grants</b>	<b>1.00</b>
111707 - Program Analyst 3 Homelessness Specialist	1.00
<b>2108 - Planning &amp; Development Dept. Grants Fund</b>	<b>11.00</b>
<b>20639 - FY19 Lead Hazard Reduction Program</b>	<b>2.00</b>
<b>361111 - HRD Grants</b>	<b>2.00</b>
929102 - Administrative Special Services Staff 2	2.00
<b>20735 - 2020 Lead Hazard Reduction Grant</b>	<b>3.00</b>
<b>361111 - HRD Grants</b>	<b>3.00</b>
929102 - Administrative Special Services Staff 2	3.00
<b>21102 - FY22 LBPHR-Healthy Homes Production HHP- Grant</b>	<b>2.00</b>
<b>361111 - HRD Grants</b>	<b>2.00</b>
929102 - Administrative Special Services Staff 2	1.00
929107 - Administrative Special Services Staff 2 Exempt	1.00
<b>21223 - FY22 Lead-Based Paint Hazard Reduction Grant</b>	<b>3.00</b>
<b>361111 - HRD Grants</b>	<b>3.00</b>
929102 - Administrative Special Services Staff 2	2.00
929107 - Administrative Special Services Staff 2 Exempt	1.00
<b>21415 - Medicaid CHIP Community Development Lead Hazard Control Program - 2025</b>	<b>1.00</b>
<b>361111 - HRD Grants</b>	<b>1.00</b>
929102 - Administrative Special Services Staff 2	1.00
<b>2121 - CDBG-DR</b>	<b>12.00</b>
<b>21272 - CDBG-DR</b>	<b>12.00</b>
<b>360139 - CDBGDR21- Admin</b>	<b>4.00</b>
13111103 - Program Analyst 3	1.00
13111402 - Program Analyst 2 Community Development Specialist	1.00
13111414 - Supervisory Program Analyst 4 Community Development Off	1.00
13201003 - Accountant 3	1.00
<b>360140 - CDBGDR21-Planning</b>	<b>1.00</b>
929107 - Administrative Special Services Staff 2 Exempt	1.00
<b>360143 - CDBGDR21-Det-PDRP</b>	<b>7.00</b>
13111406 - Program Analyst 2 Housing Development Specialist	3.00
13111416 - Supervisory Program Analyst 4 Housing Development Offic	1.00
13111418 - Program Analyst 3 Housing Development Specialist	1.00

**City of Detroit**  
Fiscal 2025-2026 Budget

**Department 36 - Housing & Revitalization Department**  
**Personnel Services**

<b>Fund</b>	<b>FY26</b>
<b>Appropriation</b>	<b>Adopted</b>
<b>Cost Center</b>	<b>FTE</b>
<b>Classification</b>	
929107 - Administrative Special Services Staff 2 Exempt	2.00
<b>2122 - HRD Non-HUD Grants</b>	<b>2.00</b>
<b>21363 - Comprehensive Opioid Stimulant</b>	<b>2.00</b>
<b>361111 - HRD Grants</b>	<b>2.00</b>
13111102 - Program Analyst 2	2.00
<b>3921 - Other Special Revenue Fund</b>	<b>3.00</b>
<b>21243 - Opioid Settlement Proceeds</b>	<b>3.00</b>
<b>360122 - HRD Opioid Settlement</b>	<b>3.00</b>
111707 - Program Analyst 3 Homelessness Specialist	2.00
13111102 - Program Analyst 2	1.00
<b>4620 - Special Hsg Rehab Programs</b>	<b>10.00</b>
<b>13171 - HRD HOME Administration</b>	<b>6.00</b>
<b>365160 - HOME Administration</b>	<b>6.00</b>
13111416 - Supervisory Program Analyst 4 Housing Development Offic	1.00
13207203 - Underwriter 3	3.00
207202 - Underwriter 2	1.00
207214 - Supervisory Underwriter 4	1.00
<b>20991 - Home-ARP Project Costs</b>	<b>4.00</b>
<b>360102 - HOME-ARP Administration</b>	<b>4.00</b>
111707 - Program Analyst 3 Homelessness Specialist	1.00
13111418 - Program Analyst 3 Housing Development Specialist	2.00
13111507 - Program Analyst 3 Public Private Partnership Specialist	1.00
<b>Total FTE</b>	<b>221.00</b>



**City of Detroit**  
Fiscal 2025-2026 Budget

**Department 37 - Detroit Police Department**  
**Personnel Services**

<b>Fund</b>	<b>FY26</b>
<b>Appropriation</b>	<b>Adopted</b>
<b>Cost Center</b>	<b>FTE</b>
<b>Classification</b>	
<b>1000 - General Fund</b>	<b>3,379.00</b>
<b>25370 - Criminal Code Enforcement</b>	<b>662.00</b>
<b>370430 - Office of the Dep Chief - Detective Bureau</b>	<b>8.00</b>
011830 - Deputy Chief Of Police Education	1.00
013365 - Executive Secretary 1	1.00
331012 - Police Officer 2 20 95	1.00
331021 - Police Sergeant	1.00
331024 - Police Officer Seniority Corporal	2.00
331032 - Police Sergeant Education	1.00
331057 - Police Officer 2 20 95 Seniority Corporal	1.00
<b>370440 - Organized Crime</b>	<b>227.00</b>
011995 - Head Clerk Police	10.00
013365 - Executive Secretary 1	1.00
019210 - Office Management Assistant	10.00
046003 - Crime Analyst 1	12.00
046004 - Crime Analyst 2	4.00
193025 - Graphic Designer	1.00
258531 - Forensic Technician	24.00
331005 - Police Officer Education	1.00
331006 - Police Officer 2 20 95 Education	25.00
331012 - Police Officer 2 20 95	52.00
331020 - Police Detective	8.00
331021 - Police Sergeant	8.00
331024 - Police Officer Seniority Corporal	4.00
331030 - Police Detective Education	10.00
331032 - Police Sergeant Education	9.00
331034 - Police Lieutenant Education	6.00
331047 - Police Officer Education Seniority Corporal	1.00
331050 - Police Captain DPCOA	1.00
331053 - Police Commander PCOA	1.00
331057 - Police Officer 2 20 95 Seniority Corporal	9.00
331061 - Police Master Sergeant Education	1.00
331062 - Police Officer 2 20 95 Education Seniority Corporal	5.00
331139 - Field Training Officer	1.00
331140 - Field Training Officer Education	1.00
338521 - Identification Technician	2.00
338531 - Senior Records And Identification Technician	14.00

**City of Detroit**  
Fiscal 2025-2026 Budget

**Department 37 - Detroit Police Department**  
**Personnel Services**

<b>Fund</b>	<b>Appropriation Cost Center Classification</b>	<b>FY26 Adopted FTE</b>
	338532 - Latent Fingerprint Technician	2.00
	339055 - Police Assistant	1.00
	43013135 - Office Assistant 3 Police	3.00
	<b>370500 - Major Crimes</b>	<b>196.00</b>
	012210 - Administrative Specialist 1	1.00
	013365 - Executive Secretary 1	1.00
	019210 - Office Management Assistant	2.00
	046004 - Crime Analyst 2	4.00
	331006 - Police Officer 2 20 95 Education	19.00
	331012 - Police Officer 2 20 95	27.00
	331020 - Police Detective	25.00
	331021 - Police Sergeant	9.00
	331030 - Police Detective Education	47.00
	331032 - Police Sergeant Education	24.00
	331034 - Police Lieutenant Education	7.00
	331050 - Police Captain DPCOA	1.00
	331055 - Police Commander Education	1.00
	331056 - Police Captain Education	1.00
	331057 - Police Officer 2 20 95 Seniority Corporal	4.00
	331060 - Police Master Sergeant	3.00
	331062 - Police Officer 2 20 95 Education Seniority Corporal	9.00
	331139 - Field Training Officer	1.00
	331140 - Field Training Officer Education	1.00
	339055 - Police Assistant	1.00
	43013135 - Office Assistant 3 Police	7.00
	931441 - Administrative Assistant Police	1.00
	<b>370525 - Metro Division</b>	<b>118.00</b>
	010948 - Manager 1 Police	1.00
	013365 - Executive Secretary 1	1.00
	331006 - Police Officer 2 20 95 Education	10.00
	331012 - Police Officer 2 20 95	36.00
	331021 - Police Sergeant	8.00
	331024 - Police Officer Seniority Corporal	1.00
	331031 - Police Lieutenant	2.00
	331032 - Police Sergeant Education	4.00
	331034 - Police Lieutenant Education	4.00
	331053 - Police Commander PCOA	1.00

**City of Detroit**  
Fiscal 2025-2026 Budget

**Department 37 - Detroit Police Department**  
**Personnel Services**

<b>Fund</b>	<b>Appropriation Cost Center Classification</b>	<b>FY26 Adopted FTE</b>
	331056 - Police Captain Education	1.00
	331057 - Police Officer 2 20 95 Seniority Corporal	11.00
	331060 - Police Master Sergeant	2.00
	331061 - Police Master Sergeant Education	2.00
	331062 - Police Officer 2 20 95 Education Seniority Corporal	24.00
	331064 - Police Seniority Corporal Npo	1.00
	331139 - Field Training Officer	2.00
	331140 - Field Training Officer Education	3.00
	331141 - Field Training Officer Seniority Corporal	3.00
	339055 - Police Assistant	1.00
	<b>370568 - Investigative Operations</b>	<b>113.00</b>
	012210 - Administrative Specialist 1	1.00
	019210 - Office Management Assistant	2.00
	331006 - Police Officer 2 20 95 Education	2.00
	331012 - Police Officer 2 20 95	2.00
	331017 - Police Investigator Merc Case C06080	1.00
	331020 - Police Detective	13.00
	331021 - Police Sergeant	11.00
	331024 - Police Officer Seniority Corporal	5.00
	331029 - Police Investigator Merc Case C06080 Education	3.00
	331030 - Police Detective Education	14.00
	331032 - Police Sergeant Education	6.00
	331034 - Police Lieutenant Education	3.00
	331047 - Police Officer Education Seniority Corporal	2.00
	331050 - Police Captain DPCOA	1.00
	331057 - Police Officer 2 20 95 Seniority Corporal	8.00
	331060 - Police Master Sergeant	1.00
	331062 - Police Officer 2 20 95 Education Seniority Corporal	12.00
	338521 - Identification Technician	11.00
	338531 - Senior Records And Identification Technician	4.00
	338541 - Supervising Identification Technician	3.00
	339055 - Police Assistant	6.00
	43013135 - Office Assistant 3 Police	2.00
	<b>25372 - Police Emergency Response</b>	<b>1,952.00</b>
	<b>370095 - Gaming Unit</b>	<b>33.00</b>
	331006 - Police Officer 2 20 95 Education	5.00
	331012 - Police Officer 2 20 95	1.00

**City of Detroit**  
Fiscal 2025-2026 Budget

**Department 37 - Detroit Police Department**  
**Personnel Services**

<b>Fund</b>	<b>Appropriation Cost Center Classification</b>	<b>FY26 Adopted FTE</b>
	331031 - Police Lieutenant	1.00
	331032 - Police Sergeant Education	1.00
	331034 - Police Lieutenant Education	1.00
	331057 - Police Officer 2 20 95 Seniority Corporal	6.00
	331060 - Police Master Sergeant	2.00
	331061 - Police Master Sergeant Education	1.00
	331062 - Police Officer 2 20 95 Education Seniority Corporal	14.00
	331140 - Field Training Officer Education	1.00
	<b>372000 - Office of the Asst Chief - Neighborhood Policing</b>	<b>15.00</b>
	010196 - Assistant Chief Of Police Sworn	1.00
	011830 - Deputy Chief Of Police Education	1.00
	013365 - Executive Secretary 1	1.00
	331032 - Police Sergeant Education	1.00
	331064 - Police Seniority Corporal Npo	7.00
	331070 - Police Seniority Corporal Npo Education	4.00
	<b>372005 - Real Time Crime Center</b>	<b>147.00</b>
	011805 - Executive Manager Police	1.00
	011829 - Deputy Chief Of Police	1.00
	019210 - Office Management Assistant	1.00
	046003 - Crime Analyst 1	69.00
	046004 - Crime Analyst 2	10.00
	046008 - Virtual Patrol Operator	11.00
	331006 - Police Officer 2 20 95 Education	5.00
	331012 - Police Officer 2 20 95	2.00
	331020 - Police Detective	1.00
	331021 - Police Sergeant	4.00
	331030 - Police Detective Education	2.00
	331031 - Police Lieutenant	2.00
	331032 - Police Sergeant Education	7.00
	331034 - Police Lieutenant Education	1.00
	331050 - Police Captain DPCOA	1.00
	331055 - Police Commander Education	1.00
	331057 - Police Officer 2 20 95 Seniority Corporal	3.00
	331062 - Police Officer 2 20 95 Education Seniority Corporal	1.00
	339055 - Police Assistant	1.00
	929102 - Administrative Special Services Staff 2	1.00
	929107 - Administrative Special Services Staff 2 Exempt	1.00

**City of Detroit**  
Fiscal 2025-2026 Budget

**Department 37 - Detroit Police Department**  
**Personnel Services**

<b>Fund</b>	<b>FY26</b>
<b>Appropriation</b>	<b>Adopted</b>
<b>Cost Center</b>	<b>FTE</b>
<b>Classification</b>	
932610 - Intelligence Specialist	21.00
<b>372011 - Downtown Services</b>	<b>113.00</b>
019210 - Office Management Assistant	4.00
331006 - Police Officer 2 20 95 Education	7.00
331008 - Neighborhood Police Officer Education	1.00
331012 - Police Officer 2 20 95	18.00
331021 - Police Sergeant	2.00
331031 - Police Lieutenant	1.00
331032 - Police Sergeant Education	2.00
331034 - Police Lieutenant Education	2.00
331050 - Police Captain DPCOA	1.00
331057 - Police Officer 2 20 95 Seniority Corporal	4.00
331060 - Police Master Sergeant	2.00
331061 - Police Master Sergeant Education	1.00
331062 - Police Officer 2 20 95 Education Seniority Corporal	19.00
331064 - Police Seniority Corporal Npo	1.00
331139 - Field Training Officer	2.00
331140 - Field Training Officer Education	2.00
339055 - Police Assistant	1.00
339302 - Traffic Control Officer	43.00
<b>372012 - 7th Precinct</b>	<b>130.00</b>
013365 - Executive Secretary 1	1.00
019210 - Office Management Assistant	4.00
331006 - Police Officer 2 20 95 Education	22.00
331008 - Neighborhood Police Officer Education	1.00
331012 - Police Officer 2 20 95	48.00
331015 - Neighborhood Police Officer	1.00
331020 - Police Detective	3.00
331021 - Police Sergeant	4.00
331024 - Police Officer Seniority Corporal	3.00
331030 - Police Detective Education	4.00
331032 - Police Sergeant Education	7.00
331034 - Police Lieutenant Education	4.00
331047 - Police Officer Education Seniority Corporal	1.00
331055 - Police Commander Education	1.00
331056 - Police Captain Education	1.00
331057 - Police Officer 2 20 95 Seniority Corporal	4.00

**City of Detroit**  
Fiscal 2025-2026 Budget

**Department 37 - Detroit Police Department**  
**Personnel Services**

<b>Fund</b>	<b>Appropriation Cost Center Classification</b>	<b>FY26 Adopted FTE</b>
	331061 - Police Master Sergeant Education	3.00
	331062 - Police Officer 2 20 95 Education Seniority Corporal	7.00
	331064 - Police Seniority Corporal Npo	2.00
	331070 - Police Seniority Corporal Npo Education	2.00
	331139 - Field Training Officer	4.00
	331140 - Field Training Officer Education	1.00
	331144 - Academy Instructor Police Officer Education	1.00
	931441 - Administrative Assistant Police	1.00
	<b>372013 - 5th Precinct</b>	<b>119.00</b>
	013365 - Executive Secretary 1	1.00
	019210 - Office Management Assistant	4.00
	331006 - Police Officer 2 20 95 Education	24.00
	331008 - Neighborhood Police Officer Education	2.00
	331012 - Police Officer 2 20 95	51.00
	331020 - Police Detective	1.00
	331021 - Police Sergeant	5.00
	331030 - Police Detective Education	1.00
	331032 - Police Sergeant Education	8.00
	331034 - Police Lieutenant Education	5.00
	331050 - Police Captain DPCOA	1.00
	331056 - Police Captain Education	1.00
	331057 - Police Officer 2 20 95 Seniority Corporal	3.00
	331061 - Police Master Sergeant Education	1.00
	331062 - Police Officer 2 20 95 Education Seniority Corporal	3.00
	331064 - Police Seniority Corporal Npo	1.00
	331070 - Police Seniority Corporal Npo Education	1.00
	331139 - Field Training Officer	3.00
	331140 - Field Training Officer Education	2.00
	43013135 - Office Assistant 3 Police	1.00
	<b>372014 - 8th Precinct</b>	<b>169.00</b>
	013365 - Executive Secretary 1	1.00
	019210 - Office Management Assistant	4.00
	331006 - Police Officer 2 20 95 Education	35.00
	331012 - Police Officer 2 20 95	78.00
	331015 - Neighborhood Police Officer	2.00
	331017 - Police Investigator Merc Case C06080	1.00
	331020 - Police Detective	1.00

**Department 37 - Detroit Police Department**  
**Personnel Services**

<b>Fund</b>	<b>Appropriation Cost Center Classification</b>	<b>FY26 Adopted FTE</b>
	331021 - Police Sergeant	8.00
	331024 - Police Officer Seniority Corporal	1.00
	331030 - Police Detective Education	2.00
	331032 - Police Sergeant Education	3.00
	331034 - Police Lieutenant Education	6.00
	331039 - Communications Officer Police Officer Seniority Corpora	1.00
	331053 - Police Commander PCOA	1.00
	331055 - Police Commander Education	1.00
	331056 - Police Captain Education	1.00
	331057 - Police Officer 2 20 95 Seniority Corporal	6.00
	331060 - Police Master Sergeant	1.00
	331061 - Police Master Sergeant Education	1.00
	331062 - Police Officer 2 20 95 Education Seniority Corporal	5.00
	331064 - Police Seniority Corporal Npo	3.00
	331139 - Field Training Officer	4.00
	331140 - Field Training Officer Education	1.00
	339055 - Police Assistant	1.00
	43013135 - Office Assistant 3 Police	1.00
	<b>372016 - 2nd Precinct</b>	<b>144.00</b>
	013365 - Executive Secretary 1	1.00
	019210 - Office Management Assistant	4.00
	331006 - Police Officer 2 20 95 Education	28.00
	331008 - Neighborhood Police Officer Education	1.00
	331012 - Police Officer 2 20 95	60.00
	331015 - Neighborhood Police Officer	2.00
	331020 - Police Detective	1.00
	331021 - Police Sergeant	6.00
	331024 - Police Officer Seniority Corporal	1.00
	331030 - Police Detective Education	3.00
	331032 - Police Sergeant Education	7.00
	331034 - Police Lieutenant Education	5.00
	331053 - Police Commander PCOA	1.00
	331056 - Police Captain Education	1.00
	331057 - Police Officer 2 20 95 Seniority Corporal	5.00
	331060 - Police Master Sergeant	1.00
	331061 - Police Master Sergeant Education	2.00
	331062 - Police Officer 2 20 95 Education Seniority Corporal	6.00

**Department 37 - Detroit Police Department  
Personnel Services**

<b>Fund</b>	<b>Appropriation Cost Center Classification</b>	<b>FY26 Adopted FTE</b>
	331064 - Police Seniority Corporal Npo	3.00
	331139 - Field Training Officer	2.00
	331140 - Field Training Officer Education	2.00
	331141 - Field Training Officer Seniority Corporal	1.00
	43013135 - Office Assistant 3 Police	1.00
	<b>372017 - 12th Precinct</b>	<b>180.00</b>
	019210 - Office Management Assistant	4.00
	331006 - Police Officer 2 20 95 Education	37.00
	331008 - Neighborhood Police Officer Education	2.00
	331012 - Police Officer 2 20 95	78.00
	331020 - Police Detective	3.00
	331021 - Police Sergeant	5.00
	331024 - Police Officer Seniority Corporal	1.00
	331030 - Police Detective Education	2.00
	331031 - Police Lieutenant	1.00
	331032 - Police Sergeant Education	12.00
	331034 - Police Lieutenant Education	4.00
	331050 - Police Captain DPCOA	1.00
	331055 - Police Commander Education	1.00
	331057 - Police Officer 2 20 95 Seniority Corporal	9.00
	331060 - Police Master Sergeant	2.00
	331061 - Police Master Sergeant Education	2.00
	331062 - Police Officer 2 20 95 Education Seniority Corporal	8.00
	331064 - Police Seniority Corporal Npo	1.00
	331070 - Police Seniority Corporal Npo Education	1.00
	331139 - Field Training Officer	1.00
	331140 - Field Training Officer Education	3.00
	331142 - Field Training Officer Seniority Corporal Education	1.00
	331148 - Neighborhood Police Officer Field Training Officer Educ	1.00
	<b>372018 - 6th Precinct</b>	<b>139.00</b>
	013365 - Executive Secretary 1	1.00
	019210 - Office Management Assistant	4.00
	331006 - Police Officer 2 20 95 Education	27.00
	331008 - Neighborhood Police Officer Education	2.00
	331012 - Police Officer 2 20 95	53.00
	331015 - Neighborhood Police Officer	1.00
	331020 - Police Detective	2.00



**Department 37 - Detroit Police Department  
Personnel Services**

<b>Fund</b>	<b>Appropriation Cost Center Classification</b>	<b>FY26 Adopted FTE</b>
	331021 - Police Sergeant	7.00
	331030 - Police Detective Education	3.00
	331031 - Police Lieutenant	3.00
	331032 - Police Sergeant Education	7.00
	331034 - Police Lieutenant Education	2.00
	331055 - Police Commander Education	1.00
	331056 - Police Captain Education	2.00
	331057 - Police Officer 2 20 95 Seniority Corporal	6.00
	331062 - Police Officer 2 20 95 Education Seniority Corporal	11.00
	331064 - Police Seniority Corporal Npo	1.00
	331139 - Field Training Officer	4.00
	331140 - Field Training Officer Education	1.00
	339055 - Police Assistant	1.00
	<b>372019 - 10th Precinct</b>	<b>147.00</b>
	013365 - Executive Secretary 1	1.00
	019210 - Office Management Assistant	4.00
	331006 - Police Officer 2 20 95 Education	23.00
	331012 - Police Officer 2 20 95	65.00
	331015 - Neighborhood Police Officer	2.00
	331020 - Police Detective	4.00
	331021 - Police Sergeant	4.00
	331030 - Police Detective Education	4.00
	331031 - Police Lieutenant	1.00
	331032 - Police Sergeant Education	10.00
	331034 - Police Lieutenant Education	5.00
	331055 - Police Commander Education	1.00
	331057 - Police Officer 2 20 95 Seniority Corporal	2.00
	331060 - Police Master Sergeant	1.00
	331061 - Police Master Sergeant Education	1.00
	331062 - Police Officer 2 20 95 Education Seniority Corporal	9.00
	331064 - Police Seniority Corporal Npo	1.00
	331070 - Police Seniority Corporal Npo Education	3.00
	331139 - Field Training Officer	2.00
	331140 - Field Training Officer Education	2.00
	331142 - Field Training Officer Seniority Corporal Education	1.00
	339055 - Police Assistant	1.00
	<b>372023 - 11th Precinct</b>	<b>128.00</b>

**City of Detroit**  
Fiscal 2025-2026 Budget

**Department 37 - Detroit Police Department**  
**Personnel Services**

<b>Fund</b>	<b>Appropriation Cost Center Classification</b>	<b>FY26 Adopted FTE</b>
	013365 - Executive Secretary 1	1.00
	019210 - Office Management Assistant	4.00
	331006 - Police Officer 2 20 95 Education	25.00
	331012 - Police Officer 2 20 95	57.00
	331020 - Police Detective	1.00
	331021 - Police Sergeant	8.00
	331024 - Police Officer Seniority Corporal	1.00
	331030 - Police Detective Education	2.00
	331031 - Police Lieutenant	2.00
	331032 - Police Sergeant Education	4.00
	331034 - Police Lieutenant Education	3.00
	331050 - Police Captain DPCOA	1.00
	331055 - Police Commander Education	1.00
	331057 - Police Officer 2 20 95 Seniority Corporal	3.00
	331061 - Police Master Sergeant Education	1.00
	331062 - Police Officer 2 20 95 Education Seniority Corporal	5.00
	331064 - Police Seniority Corporal Npo	1.00
	331070 - Police Seniority Corporal Npo Education	2.00
	331139 - Field Training Officer	3.00
	331140 - Field Training Officer Education	1.00
	331147 - Neighborhood Police Officer Field Training Officer	1.00
	331148 - Neighborhood Police Officer Field Training Officer Educ	1.00
	<b>372024 - 9th Precinct</b>	<b>180.00</b>
	013365 - Executive Secretary 1	1.00
	019210 - Office Management Assistant	3.00
	331005 - Police Officer Education	1.00
	331006 - Police Officer 2 20 95 Education	30.00
	331008 - Neighborhood Police Officer Education	4.00
	331012 - Police Officer 2 20 95	86.00
	331015 - Neighborhood Police Officer	2.00
	331021 - Police Sergeant	9.00
	331024 - Police Officer Seniority Corporal	3.00
	331029 - Police Investigator Merc Case C06080 Education	1.00
	331030 - Police Detective Education	2.00
	331031 - Police Lieutenant	2.00
	331032 - Police Sergeant Education	8.00
	331034 - Police Lieutenant Education	5.00

**City of Detroit**  
Fiscal 2025-2026 Budget

**Department 37 - Detroit Police Department**  
**Personnel Services**

<b>Fund</b>	<b>Appropriation Cost Center Classification</b>	<b>FY26 Adopted FTE</b>
	331053 - Police Commander PCOA	2.00
	331056 - Police Captain Education	1.00
	331057 - Police Officer 2 20 95 Seniority Corporal	5.00
	331060 - Police Master Sergeant	1.00
	331062 - Police Officer 2 20 95 Education Seniority Corporal	6.00
	331064 - Police Seniority Corporal Npo	1.00
	331070 - Police Seniority Corporal Npo Education	1.00
	331139 - Field Training Officer	3.00
	331140 - Field Training Officer Education	2.00
	929107 - Administrative Special Services Staff 2 Exempt	1.00
	<b>372026 - Citizens Patrol</b>	<b>1.00</b>
	010948 - Manager 1 Police	1.00
	<b>372028 - 4th Precinct</b>	<b>132.00</b>
	013365 - Executive Secretary 1	1.00
	019210 - Office Management Assistant	4.00
	331006 - Police Officer 2 20 95 Education	20.00
	331008 - Neighborhood Police Officer Education	1.00
	331012 - Police Officer 2 20 95	53.00
	331015 - Neighborhood Police Officer	1.00
	331020 - Police Detective	3.00
	331021 - Police Sergeant	10.00
	331024 - Police Officer Seniority Corporal	1.00
	331030 - Police Detective Education	2.00
	331031 - Police Lieutenant	4.00
	331032 - Police Sergeant Education	3.00
	331034 - Police Lieutenant Education	2.00
	331047 - Police Officer Education Seniority Corporal	1.00
	331050 - Police Captain DPCOA	1.00
	331055 - Police Commander Education	1.00
	331057 - Police Officer 2 20 95 Seniority Corporal	6.00
	331060 - Police Master Sergeant	3.00
	331062 - Police Officer 2 20 95 Education Seniority Corporal	8.00
	331064 - Police Seniority Corporal Npo	2.00
	331139 - Field Training Officer	2.00
	331140 - Field Training Officer Education	3.00
	<b>372029 - 3rd Precinct</b>	<b>175.00</b>
	013365 - Executive Secretary 1	1.00

**Department 37 - Detroit Police Department**  
**Personnel Services**

<b>Fund</b>	<b>Appropriation Cost Center Classification</b>	<b>FY26 Adopted FTE</b>
	019210 - Office Management Assistant	8.00
	331006 - Police Officer 2 20 95 Education	29.00
	331008 - Neighborhood Police Officer Education	2.00
	331012 - Police Officer 2 20 95	64.00
	331020 - Police Detective	3.00
	331021 - Police Sergeant	4.00
	331030 - Police Detective Education	3.00
	331031 - Police Lieutenant	3.00
	331032 - Police Sergeant Education	11.00
	331034 - Police Lieutenant Education	3.00
	331053 - Police Commander PCOA	1.00
	331056 - Police Captain Education	1.00
	331057 - Police Officer 2 20 95 Seniority Corporal	10.00
	331060 - Police Master Sergeant	1.00
	331061 - Police Master Sergeant Education	1.00
	331062 - Police Officer 2 20 95 Education Seniority Corporal	18.00
	331064 - Police Seniority Corporal Npo	4.00
	331139 - Field Training Officer	3.00
	331140 - Field Training Officer Education	3.00
	339055 - Police Assistant	1.00
	43013135 - Office Assistant 3 Police	1.00
	<b>25373 - Public Services</b>	<b>120.00</b>
	<b>370090 - Transit Police Operations</b>	<b>45.00</b>
	331006 - Police Officer 2 20 95 Education	9.00
	331012 - Police Officer 2 20 95	25.00
	331021 - Police Sergeant	1.00
	331032 - Police Sergeant Education	4.00
	331034 - Police Lieutenant Education	2.00
	331057 - Police Officer 2 20 95 Seniority Corporal	1.00
	331141 - Field Training Officer Seniority Corporal	2.00
	331142 - Field Training Officer Seniority Corporal Education	1.00
	<b>370570 - Victims Assistance</b>	<b>13.00</b>
	412021 - Social Worker	5.00
	412031 - Senior Social Worker	3.00
	412041 - Principal Social Worker	1.00
	412051 - Head Social Worker	1.00
	929101 - Administrative Special Services Staff 1	1.00

**City of Detroit**  
Fiscal 2025-2026 Budget

**Department 37 - Detroit Police Department**  
**Personnel Services**

<b>Fund</b>	<b>FY26</b>
<b>Appropriation</b>	<b>Adopted</b>
<b>Cost Center</b>	<b>FTE</b>
<b>Classification</b>	
929107 - Administrative Special Services Staff 2 Exempt	2.00
<b>370687 - Detroit Detention Center</b>	<b>62.00</b>
019210 - Office Management Assistant	1.00
331006 - Police Officer 2 20 95 Education	1.00
331012 - Police Officer 2 20 95	4.00
331021 - Police Sergeant	3.00
331024 - Police Officer Seniority Corporal	2.00
331031 - Police Lieutenant	2.00
331032 - Police Sergeant Education	3.00
331034 - Police Lieutenant Education	2.00
331057 - Police Officer 2 20 95 Seniority Corporal	5.00
331062 - Police Officer 2 20 95 Education Seniority Corporal	6.00
333504 - Detention Facility Officer Female Prisoner	11.00
333506 - Detention Facility Officer Male Prisoner	11.00
334013 - Senior Detention Facility Officer Female Prisoner	2.00
334014 - Senior Detention Facility Officer Male Prisoner	2.00
339055 - Police Assistant	7.00
<b>28370 - Community Engagement - Police</b>	<b>54.00</b>
<b>370078 - Chief's Neighborhood Liaison</b>	<b>54.00</b>
011810 - Second Deputy Chief	1.00
013365 - Executive Secretary 1	1.00
13111002 - Project Manager Analytics Specialist 2	1.00
331006 - Police Officer 2 20 95 Education	14.00
331012 - Police Officer 2 20 95	9.00
331021 - Police Sergeant	1.00
331024 - Police Officer Seniority Corporal	5.00
331032 - Police Sergeant Education	4.00
331034 - Police Lieutenant Education	1.00
331047 - Police Officer Education Seniority Corporal	1.00
331056 - Police Captain Education	1.00
331057 - Police Officer 2 20 95 Seniority Corporal	4.00
331062 - Police Officer 2 20 95 Education Seniority Corporal	5.00
331139 - Field Training Officer	1.00
331144 - Academy Instructor Police Officer Education	1.00
43013135 - Office Assistant 3 Police	1.00
722021 - Delivery Driver	1.00
931524 - Communications Specialist 3 Media Services	1.00

**Department 37 - Detroit Police Department  
Personnel Services**

<b>Fund</b>	<b>FY26 Adopted FTE</b>
<b>Appropriation</b>	
<b>Cost Center</b>	
<b>Classification</b>	
931551 - Digital And Social Media Specialist	1.00
<b>28371 - Executive Protection Unit</b>	<b>21.00</b>
<b>370060 - Executive Protection</b>	<b>21.00</b>
331006 - Police Officer 2 20 95 Education	1.00
331012 - Police Officer 2 20 95	2.00
331021 - Police Sergeant	1.00
331024 - Police Officer Seniority Corporal	2.00
331032 - Police Sergeant Education	2.00
331047 - Police Officer Education Seniority Corporal	1.00
331057 - Police Officer 2 20 95 Seniority Corporal	8.00
331062 - Police Officer 2 20 95 Education Seniority Corporal	4.00
<b>29370 - Police Department Administration</b>	<b>294.00</b>
<b>370020 - Office of the Chief</b>	<b>31.00</b>
010193 - Chief Of Police	1.00
010849 - Manager 2 Police	1.00
011805 - Executive Manager Police	1.00
011810 - Second Deputy Chief	1.00
013365 - Executive Secretary 1	1.00
099515 - Publicist 1	2.00
193025 - Graphic Designer	1.00
331006 - Police Officer 2 20 95 Education	1.00
331012 - Police Officer 2 20 95	1.00
331024 - Police Officer Seniority Corporal	2.00
331032 - Police Sergeant Education	2.00
331034 - Police Lieutenant Education	1.00
331055 - Police Commander Education	1.00
331057 - Police Officer 2 20 95 Seniority Corporal	2.00
331060 - Police Master Sergeant	1.00
331062 - Police Officer 2 20 95 Education Seniority Corporal	3.00
331064 - Police Seniority Corporal Npo	1.00
43013377 - Executive Administrative Assistant 3	1.00
439135 - Photographer Police Investigation Support	1.00
929102 - Administrative Special Services Staff 2	1.00
931441 - Administrative Assistant Police	4.00
931523 - Communications Specialist 4 Media Services	1.00
<b>370040 - Office of Analysis &amp; Strategy</b>	<b>18.00</b>
011805 - Executive Manager Police	1.00

**City of Detroit**  
Fiscal 2025-2026 Budget

**Department 37 - Detroit Police Department**  
**Personnel Services**

<b>Fund</b>	<b>Appropriation Cost Center Classification</b>	<b>FY26 Adopted FTE</b>
	111003 - Project Manager Analytics Specialist 3	2.00
	331006 - Police Officer 2 20 95 Education	1.00
	331031 - Police Lieutenant	1.00
	331032 - Police Sergeant Education	4.00
	331034 - Police Lieutenant Education	2.00
	331057 - Police Officer 2 20 95 Seniority Corporal	1.00
	338870 - Performance And Compliance Analyst Civil Rights Integri	2.00
	338875 - Senior Performance And Compliance Analyst Civil Rights	2.00
	338880 - Performance And Compliance Manager Civil Rights Integri	1.00
	931441 - Administrative Assistant Police	1.00
	<b>370047 - Police Legal Advisor</b>	<b>13.00</b>
	011805 - Executive Manager Police	1.00
	011829 - Deputy Chief Of Police	1.00
	331006 - Police Officer 2 20 95 Education	1.00
	331032 - Police Sergeant Education	2.00
	331034 - Police Lieutenant Education	1.00
	331057 - Police Officer 2 20 95 Seniority Corporal	1.00
	43013377 - Executive Administrative Assistant 3	1.00
	931441 - Administrative Assistant Police	5.00
	<b>370072 - Professional Standards Bureau</b>	<b>42.00</b>
	331006 - Police Officer 2 20 95 Education	1.00
	331017 - Police Investigator Merc Case C06080	1.00
	331020 - Police Detective	1.00
	331021 - Police Sergeant	11.00
	331030 - Police Detective Education	3.00
	331031 - Police Lieutenant	1.00
	331032 - Police Sergeant Education	9.00
	331034 - Police Lieutenant Education	2.00
	331055 - Police Commander Education	1.00
	331056 - Police Captain Education	2.00
	331057 - Police Officer 2 20 95 Seniority Corporal	2.00
	331060 - Police Master Sergeant	1.00
	331062 - Police Officer 2 20 95 Education Seniority Corporal	3.00
	339055 - Police Assistant	1.00
	43013135 - Office Assistant 3 Police	2.00
	929107 - Administrative Special Services Staff 2 Exempt	1.00
	<b>370140 - Police Human Resources</b>	<b>60.00</b>

**Department 37 - Detroit Police Department  
Personnel Services**

Fund Appropriation Cost Center Classification	FY26 Adopted FTE
011805 - Executive Manager Police	1.00
012210 - Administrative Specialist 1	1.00
019210 - Office Management Assistant	1.00
119921 - Employee Services Manager 1	1.00
119922 - Employee Services Manager 2	1.00
13119902 - Employee Services Consultant 2	5.00
13119903 - Employee Services Consultant 3	5.00
331006 - Police Officer 2 20 95 Education	9.00
331012 - Police Officer 2 20 95	1.00
331017 - Police Investigator Merc Case C06080	1.00
331021 - Police Sergeant	1.00
331030 - Police Detective Education	3.00
331032 - Police Sergeant Education	5.00
331034 - Police Lieutenant Education	2.00
331047 - Police Officer Education Seniority Corporal	1.00
331050 - Police Captain DPCOA	1.00
331057 - Police Officer 2 20 95 Seniority Corporal	2.00
331062 - Police Officer 2 20 95 Education Seniority Corporal	4.00
339055 - Police Assistant	3.00
43013376 - Executive Administrative Assistant 2	1.00
43416103 - Human Resources Assistant 3	4.00
931441 - Administrative Assistant Police	6.00
932504 - Director Of Police Personnel	1.00
<b>370590 - Support Services Bureau</b>	<b>30.00</b>
011829 - Deputy Chief Of Police	1.00
111001 - Project Manager Analytics Specialist 1	1.00
111003 - Project Manager Analytics Specialist 3	2.00
331006 - Police Officer 2 20 95 Education	2.00
331012 - Police Officer 2 20 95	1.00
331021 - Police Sergeant	2.00
331024 - Police Officer Seniority Corporal	2.00
331031 - Police Lieutenant	2.00
331032 - Police Sergeant Education	5.00
331034 - Police Lieutenant Education	1.00
331055 - Police Commander Education	1.00
331056 - Police Captain Education	1.00
331057 - Police Officer 2 20 95 Seniority Corporal	4.00



**City of Detroit**  
Fiscal 2025-2026 Budget

**Department 37 - Detroit Police Department**  
**Personnel Services**

<b>Fund</b>	<b>FY26</b>
<b>Appropriation</b>	<b>Adopted</b>
<b>Cost Center</b>	<b>FTE</b>
<b>Classification</b>	
331062 - Police Officer 2 20 95 Education Seniority Corporal	4.00
339055 - Police Assistant	1.00
<b>370686 - Training Section</b>	<b>61.00</b>
019210 - Office Management Assistant	1.00
331006 - Police Officer 2 20 95 Education	2.00
331012 - Police Officer 2 20 95	4.00
331017 - Police Investigator Merc Case C06080	1.00
331021 - Police Sergeant	2.00
331032 - Police Sergeant Education	9.00
331034 - Police Lieutenant Education	3.00
331050 - Police Captain DPCOA	1.00
331061 - Police Master Sergeant Education	1.00
331062 - Police Officer 2 20 95 Education Seniority Corporal	1.00
331139 - Field Training Officer	4.00
331140 - Field Training Officer Education	5.00
331141 - Field Training Officer Seniority Corporal	1.00
331142 - Field Training Officer Seniority Corporal Education	1.00
331143 - Academy Instructor Police Officer	3.00
331144 - Academy Instructor Police Officer Education	2.00
331145 - Academy Instructor Police Officer Seniority Corporal	11.00
331146 - Academy Instructor Police Officer Seniority Corporal Ed	6.00
339055 - Police Assistant	1.00
929102 - Administrative Special Services Staff 2	1.00
931441 - Administrative Assistant Police	1.00
<b>372300 - Office of Deputy Chief Technical Services Bureau</b>	<b>5.00</b>
331021 - Police Sergeant	1.00
331024 - Police Officer Seniority Corporal	1.00
331057 - Police Officer 2 20 95 Seniority Corporal	1.00
331062 - Police Officer 2 20 95 Education Seniority Corporal	1.00
931441 - Administrative Assistant Police	1.00
<b>372390 - Payroll</b>	<b>34.00</b>
012002 - Record Systems Specialist 2	4.00
019210 - Office Management Assistant	1.00
041989 - Business Systems Support Specialist 2 Police	1.00
331021 - Police Sergeant	1.00
331057 - Police Officer 2 20 95 Seniority Corporal	1.00
331062 - Police Officer 2 20 95 Education Seniority Corporal	2.00

**City of Detroit**  
Fiscal 2025-2026 Budget

**Department 37 - Detroit Police Department**  
**Personnel Services**

<b>Fund</b>	<b>FY26</b>
<b>Appropriation</b>	<b>Adopted</b>
<b>Cost Center</b>	<b>FTE</b>
<b>Classification</b>	
331141 - Field Training Officer Seniority Corporal	1.00
43305153 - Clerk 3 Human Resources	23.00
<b>29371 - Policing Services Infrastructure</b>	<b>276.00</b>
<b>370210 - Police Medical</b>	<b>14.00</b>
011805 - Executive Manager Police	1.00
012210 - Administrative Specialist 1	1.00
013367 - Executive Secretary 3	1.00
331032 - Police Sergeant Education	1.00
331034 - Police Lieutenant Education	1.00
43416103 - Human Resources Assistant 3	5.00
929102 - Administrative Special Services Staff 2	1.00
931441 - Administrative Assistant Police	3.00
<b>370675 - Resource Management Division</b>	<b>25.00</b>
011805 - Executive Manager Police	1.00
012210 - Administrative Specialist 1	1.00
122511 - Construction Project Coordinator	1.00
331006 - Police Officer 2 20 95 Education	2.00
331012 - Police Officer 2 20 95	8.00
331021 - Police Sergeant	3.00
331057 - Police Officer 2 20 95 Seniority Corporal	3.00
331062 - Police Officer 2 20 95 Education Seniority Corporal	2.00
339055 - Police Assistant	4.00
<b>370676 - Police Fleet Management</b>	<b>10.00</b>
019210 - Office Management Assistant	1.00
331006 - Police Officer 2 20 95 Education	1.00
331024 - Police Officer Seniority Corporal	1.00
331032 - Police Sergeant Education	1.00
331057 - Police Officer 2 20 95 Seniority Corporal	2.00
331062 - Police Officer 2 20 95 Education Seniority Corporal	2.00
722021 - Delivery Driver	1.00
929102 - Administrative Special Services Staff 2	1.00
<b>372290 - Office of the Asst Chief-Administration</b>	<b>27.00</b>
010176 - Director Project Management	1.00
010196 - Assistant Chief Of Police Sworn	1.00
011805 - Executive Manager Police	2.00
011829 - Deputy Chief Of Police	2.00
012210 - Administrative Specialist 1	1.00

**City of Detroit**  
Fiscal 2025-2026 Budget

**Department 37 - Detroit Police Department**  
**Personnel Services**

<b>Fund</b>	<b>Appropriation Cost Center Classification</b>	<b>FY26 Adopted FTE</b>
	013367 - Executive Secretary 3	1.00
	111001 - Project Manager Analytics Specialist 1	1.00
	111003 - Project Manager Analytics Specialist 3	2.00
	114224 - Information Technology Specialist Systems Administrator	1.00
	13111002 - Project Manager Analytics Specialist 2	3.00
	331006 - Police Officer 2 20 95 Education	1.00
	331021 - Police Sergeant	2.00
	331032 - Police Sergeant Education	4.00
	331034 - Police Lieutenant Education	1.00
	331050 - Police Captain DPCOA	1.00
	43013377 - Executive Administrative Assistant 3	1.00
	931441 - Administrative Assistant Police	2.00
	<b>372376 - Communications Operations</b>	<b>200.00</b>
	012210 - Administrative Specialist 1	2.00
	013139 - Emergency Services Deployment Operator	104.00
	013142 - Senior Emergency Services Deployment Operator	19.00
	013153 - Administrative Supervisor Emergency Telephone Services	1.00
	013162 - Telecommunications Operator	33.00
	013163 - Senior Telecommunications Operator	7.00
	013367 - Executive Secretary 3	1.00
	019210 - Office Management Assistant	2.00
	331006 - Police Officer 2 20 95 Education	2.00
	331021 - Police Sergeant	3.00
	331024 - Police Officer Seniority Corporal	1.00
	331031 - Police Lieutenant	1.00
	331032 - Police Sergeant Education	2.00
	331034 - Police Lieutenant Education	5.00
	331039 - Communications Officer Police Officer Seniority Corpora	4.00
	331056 - Police Captain Education	2.00
	331057 - Police Officer 2 20 95 Seniority Corporal	2.00
	331062 - Police Officer 2 20 95 Education Seniority Corporal	1.00
	331142 - Field Training Officer Seniority Corporal Education	1.00
	331153 - Communications Officer Field Training Officer Seniority	4.00
	331154 - Communications Officer Field Training Officer Seniority	1.00
	43013135 - Office Assistant 3 Police	1.00
	931441 - Administrative Assistant Police	1.00
<b>2110 - Police Grants Fund</b>		<b>37.00</b>

**City of Detroit**  
Fiscal 2025-2026 Budget

**Department 37 - Detroit Police Department**  
**Personnel Services**

<b>Fund</b>	<b>FY26</b>
<b>Appropriation</b>	<b>Adopted</b>
<b>Cost Center</b>	<b>FTE</b>
<b>Classification</b>	
<b>21482 - VOCA FY26</b>	<b>9.00</b>
<b>371111 - Police Grants</b>	<b>9.00</b>
412021 - Social Worker	2.00
929101 - Administrative Special Services Staff 1	2.00
929102 - Administrative Special Services Staff 2	5.00
<b>21483 - ATPA Oakland County Auto Theft Unit FY26</b>	<b>1.00</b>
<b>371111 - Police Grants</b>	<b>1.00</b>
331057 - Police Officer 2 20 95 Seniority Corporal	1.00
<b>21484 - ATPA Preventing Auto Theft FY26</b>	<b>22.00</b>
<b>371111 - Police Grants</b>	<b>22.00</b>
331006 - Police Officer 2 20 95 Education	3.00
331012 - Police Officer 2 20 95	4.00
331020 - Police Detective	3.00
331021 - Police Sergeant	1.00
331030 - Police Detective Education	3.00
331032 - Police Sergeant Education	3.00
331034 - Police Lieutenant Education	1.00
929101 - Administrative Special Services Staff 1	2.00
929102 - Administrative Special Services Staff 2	2.00
<b>21485 - STOP Culturally Specific Underserved Grant FY26</b>	<b>1.00</b>
<b>371111 - Police Grants</b>	<b>1.00</b>
331030 - Police Detective Education	1.00
<b>21486 - FVPSA Supplemental Family Violence Prevention and Service Act-Mitigation FY</b>	<b>2.00</b>
<b>371111 - Police Grants</b>	<b>2.00</b>
929101 - Administrative Special Services Staff 1	1.00
929102 - Administrative Special Services Staff 2	1.00
<b>21490 - Crime Victim Sustainability Fund FY26</b>	<b>2.00</b>
<b>371111 - Police Grants</b>	<b>2.00</b>
929106 - Administrative Special Services Staff 1 Exempt	1.00
929107 - Administrative Special Services Staff 2 Exempt	1.00
<b>2601 - Drug Law Enforcement Fund</b>	<b>7.00</b>
<b>00648 - Police Enhanced Drug Enforcement Program</b>	<b>7.00</b>
<b>370760 - Narcotics Forfeiture Activity</b>	<b>7.00</b>
012210 - Administrative Specialist 1	4.00
019210 - Office Management Assistant	1.00
331032 - Police Sergeant Education	1.00
339055 - Police Assistant	1.00

**City of Detroit**  
Fiscal 2025-2026 Budget

**Department 37 - Detroit Police Department**  
**Personnel Services**

<b>Fund</b>	<b>FY26</b>
<b>Appropriation</b>	<b>Adopted</b>
<b>Cost Center</b>	<b>FTE</b>
<b>Classification</b>	
<b>3921 - Other Special Revenue Fund</b>	<b>99.00</b>
<b>09112 - Police Enhanced E-911</b>	<b>70.00</b>
<b>370700 - E-911 Improvements</b>	<b>70.00</b>
013139 - Emergency Services Deployment Operator	49.00
013162 - Telecommunications Operator	20.00
929102 - Administrative Special Services Staff 2	1.00
<b>25374 - Police Towing Operations</b>	<b>28.00</b>
<b>370680 - Towing Operations</b>	<b>28.00</b>
631025 - Garage Attendant DPD	4.00
721525 - Vehicle Operator 2	24.00
<b>28372 - Public Acts 301-302 Training</b>	<b>1.00</b>
<b>370750 - Public Acts 301-302 Training</b>	<b>1.00</b>
929102 - Administrative Special Services Staff 2	1.00
<b>Total FTE</b>	<b>3,522.00</b>

**Department 43 - Planning & Development Department  
Personnel Services**

<b>Fund</b>	<b>FY26 Adopted FTE</b>
<b>Appropriation</b>	
<b>Cost Center</b>	
<b>Classification</b>	
<b>1000 - General Fund</b>	<b>39.00</b>
<b>29430 - PDD Administration</b>	<b>39.00</b>
<b>433100 - Planning &amp; Development Operations</b>	<b>39.00</b>
11919901 - Planning And Development Director	1.00
11919902 - Planning And Development Deputy Director	1.00
11919903 - Associate Director Of Design	4.00
13111004 - Project Manager Analytics Specialist 4	2.00
13111101 - Program Analyst 1	1.00
13111114 - Supervisory Program Analyst 4	1.00
19305102 - Planner 2 General And Strategic Planning	1.00
19305114 - Supervisory Planner 4 General And Strategic Planning	2.00
19305124 - Planner Manager 4 General And Strategic Planning	1.00
19305201 - Planner 1 Urban Design	2.00
19305202 - Planner 2 Urban Design	6.00
19305203 - Planner 3 Urban Design	5.00
19305204 - Planner 4 Urban Design	4.00
19305404 - Planner 4 Landscape Architecture	1.00
19305502 - Planner 2 Historic Preservation	1.00
19305503 - Planner 3 Historic Preservation	2.00
19305504 - Planner 4 Historic Preservation	1.00
43013376 - Executive Administrative Assistant 2	1.00
43305114 - Supervisory Planner 4 General And Strategic Planning	2.00
<b>2007 - Choice Neighborhoods Implementation Grant</b>	<b>1.00</b>
<b>20971 - FY 21 for Choice Neighborhoods Implementation Grant</b>	<b>1.00</b>
<b>433100 - Planning &amp; Development Operations</b>	<b>1.00</b>
19305203 - Planner 3 Urban Design	1.00
<b>Total FTE</b>	<b>40.00</b>

**City of Detroit**  
Fiscal 2025-2026 Budget

**Department 45 - Department of Appeals & Hearings**  
**Personnel Services**

<b>Fund</b>	<b>FY26</b>
<b>Appropriation</b>	<b>Adopted</b>
<b>Cost Center</b>	<b>FTE</b>
<b>Classification</b>	
<b>1000 - General Fund</b>	<b>16.00</b>
<b>26450 - Code Enforcement Adjudication</b>	<b>16.00</b>
<b>450010 - DAH Administration</b>	<b>16.00</b>
010170 - Director Of Administrative Hearings	1.00
010200 - Project Manager	1.00
010908 - Manager 1 Administrative Hearings	1.00
041972 - Business Systems Support Specialist 2	1.00
091198 - Manager Of Administrative Hearings	1.00
15112102 - Information Technology Specialist Systems Analyst 2	1.00
81012051 - Head Clerk	5.00
81012071 - Administrative Assistant Grade 3	2.00
931201 - Administrative Hearings Officer	3.00
<b>Total FTE</b>	<b>16.00</b>

**City of Detroit**  
Fiscal 2025-2026 Budget

**Department 47 - General Services Department**  
**Personnel Services**

<b>Fund</b>	<b>FY26</b>
<b>Appropriation</b>	<b>Adopted</b>
<b>Cost Center</b>	<b>FTE</b>
<b>Classification</b>	
<b>1000 - General Fund</b>	<b>640.70</b>
<b>25470 - Safe Neighborhoods - GSD</b>	<b>72.00</b>
<b>470039 - Detroit Animal Care &amp; Control (DACC)</b>	<b>72.00</b>
010941 - Manager 1 General Services	1.00
111001 - Project Manager Analytics Specialist 1	1.00
13111002 - Project Manager Analytics Specialist 2	1.00
222080 - Public Health Project Leader	2.00
222090 - Public Health Project Coordinator	3.00
243120 - Veterinarian Technician	2.00
263031 - Senior Veterinarian	1.00
263047 - Veterinarian Animal Control	1.00
339011 - Animal Care Technician	13.00
339021 - Animal Control Officer	21.00
339025 - Animal Shelter Assistant	7.00
339027 - Animal Control Investigator	7.00
339031 - Supervising Animal Care And Control Officer Field	4.00
339032 - Supervising Animal Care And Control Officer Care	2.00
43013133 - Office Assistant 3 GSD	5.00
601101 - Administrative Assistant 1	1.00
<b>26470 - Parks and Public Space Management</b>	<b>203.50</b>
<b>470011 - Landscape Design</b>	<b>16.00</b>
011165 - Chief Parks Planner	1.00
012258 - Administrative Assistant Grade 2 Recreation	1.00
111001 - Project Manager Analytics Specialist 1	1.00
111003 - Project Manager Analytics Specialist 3	3.00
122511 - Construction Project Coordinator	1.00
13111002 - Project Manager Analytics Specialist 2	2.00
13111004 - Project Manager Analytics Specialist 4	1.00
164333 - Associate Landscape Architect	2.00
164338 - Assistant Chief Of Landscape Architecture	3.00
164343 - Chief Of Landscape Architecture	1.00
<b>470012 - Park Development</b>	<b>14.00</b>
010831 - Manager 2 General Services	1.00
522039 - Park Development Coordinator	1.00
531054 - Park Maintenance Operations Assistant	2.00
721523 - Vehicle Operator 1	1.00
721529 - Vehicle Operator 3	1.00



**City of Detroit**  
Fiscal 2025-2026 Budget

**Department 47 - General Services Department**  
**Personnel Services**

<b>Fund</b>	<b>Appropriation Cost Center Classification</b>	<b>FY26 Adopted FTE</b>
	721535 - Construction Equipment Operator	2.00
	8621031 - Building Trades Worker General	6.00
	<b>470198 - Grounds Maintenance</b>	<b>91.00</b>
	010831 - Manager 2 General Services	1.00
	010941 - Manager 1 General Services	1.00
	011060 - Assistant Director General Services Department	1.00
	015141 - Equipment Dispatch	1.00
	451058 - Park Superintendent	3.00
	531053 - Park Maintenance Supervisor Grade 2	3.00
	618141 - Refuse Collection Supervisor	1.00
	619121 - General Environmental Technician 1 GSD	21.00
	619122 - General Environmental Technician 2 GSD	22.00
	619123 - General Environmental Technician 3 GSD	5.00
	619124 - General Environmental Technician Foreman	5.00
	721523 - Vehicle Operator 1	22.00
	721529 - Vehicle Operator 3	4.00
	82019210 - Office Management Assistant	1.00
	<b>470199 - Grounds Maintenance Seasonals</b>	<b>76.50</b>
	619121 - General Environmental Technician 1 GSD	60.50
	721523 - Vehicle Operator 1	16.00
	<b>472180 - Floriculture</b>	<b>6.00</b>
	010941 - Manager 1 General Services	1.00
	619122 - General Environmental Technician 2 GSD	1.00
	619123 - General Environmental Technician 3 GSD	2.00
	619124 - General Environmental Technician Foreman	1.00
	721523 - Vehicle Operator 1	1.00
	<b>27470 - Recreation - GSD</b>	<b>244.20</b>
	<b>472200 - Recreation Operations</b>	<b>34.00</b>
	010138 - Deputy Director Of Recreation Department	1.00
	010737 - General Manager Recreation	1.00
	010846 - Manager 2 Recreation	5.00
	010947 - Manager 1 Recreation	6.00
	011059 - Assistant Director Parks And Recreation	2.00
	012042 - Senior Civic Center Event Coordinator	1.00
	012258 - Administrative Assistant Grade 2 Recreation	2.00
	013367 - Executive Secretary 3	1.00
	099539 - Reservation And Event Coordinator	2.00

**City of Detroit**  
Fiscal 2025-2026 Budget

**Department 47 - General Services Department**  
**Personnel Services**

<b>Fund</b>	<b>FY26</b>
<b>Appropriation</b>	<b>Adopted</b>
<b>Cost Center</b>	<b>FTE</b>
<b>Classification</b>	
451547 - Assistant Recreation Activities Coordinator Special Act	2.00
451555 - Recreation Coordinator Aquatics	1.00
451557 - Recreation Activities CoordinatorSpecialized Services	4.00
452030 - Assistant Recreation Activities Specialist	1.00
523021 - Naturalist	1.00
81013121 - Office Assistant 2 GSD	2.00
931551 - Digital And Social Media Specialist	2.00
<b>472230 - Recreation Center Operations</b>	<b>177.20</b>
452021 - Recreation Program Coordinator	19.00
452041 - Recreation Center Supervisor Grade 2	5.00
452043 - Recreation Center Supervisor Grade 3	8.00
453026 - Recreation Leader	69.00
459021 - Swimming Instructor	6.00
824713 - Lifeguard Special Service	30.60
824724 - Senior Lifeguard Special Service	1.80
825404 - Public Service Attendant General Special Service	22.20
825407 - Skating Attendant Ice Rink Special Service	1.20
825408 - Locker Facilities Attendant Female Special Service	7.20
825409 - Locker Facilities Attendant Male Special Service	7.20
<b>472240 - Recreation Center Seasonal</b>	<b>24.60</b>
541051 - Bath House Manager Summer Program	0.20
824504 - Playleader Special Service	16.40
824701 - Junior Lifeguard Special Service	1.00
824713 - Lifeguard Special Service	4.60
824724 - Senior Lifeguard Special Service	0.40
825404 - Public Service Attendant General Special Service	0.40
825408 - Locker Facilities Attendant Female Special Service	0.80
825409 - Locker Facilities Attendant Male Special Service	0.80
<b>472260 - Recreation Community Based Programming</b>	<b>3.40</b>
451521 - Site Coordinator	3.40
<b>472280 - Arts, Culture and Entrepreneurship GSD</b>	<b>5.00</b>
11919906 - Associate Director Of Administration	1.00
13111002 - Project Manager Analytics Specialist 2	1.00
43601104 - Administrative Assistant 4	1.00
830320 - Urban Government Intern 2 Limited Service	1.00
929101 - Administrative Special Services Staff 1	1.00
<b>29470 - GSD Shared Services</b>	<b>28.00</b>

**Department 47 - General Services Department  
Personnel Services**

<b>Fund</b>	<b>FY26 Adopted FTE</b>
<b>Appropriation Cost Center Classification</b>	
<b>470020 - Building Services</b>	<b>14.00</b>
010941 - Manager 1 General Services	1.00
619121 - General Environmental Technician 1 GSD	9.00
619122 - General Environmental Technician 2 GSD	2.00
619123 - General Environmental Technician 3 GSD	2.00
<b>470035 - Security</b>	<b>13.00</b>
012247 - Administrative Assistant Grade 2 General Services	1.00
632053 - Security Administrator	1.00
8632016 - Service Guard General	1.00
8632019 - Senior Service Guard General	7.00
8632020 - Security Analysis Dispatcher	2.00
929107 - Administrative Special Services Staff 2 Exempt	1.00
<b>470106 - Detroit Wayne Joint Building Authority</b>	<b>1.00</b>
931105 - Staff Secretary DetroitWayne Joint Building Authority	1.00
<b>29471 - GSD - Administration</b>	<b>16.00</b>
<b>470005 - General Services Administration</b>	<b>13.00</b>
010114 - Director General Services Department	1.00
010115 - Deputy Director General Services Department	2.00
011060 - Assistant Director General Services Department	1.00
111003 - Project Manager Analytics Specialist 3	4.00
13111002 - Project Manager Analytics Specialist 2	1.00
13111004 - Project Manager Analytics Specialist 4	2.00
81055043 - Stores Operations Supervisor	1.00
929101 - Administrative Special Services Staff 1	1.00
<b>472210 - Office of Sustainability</b>	<b>3.00</b>
010225 - Sustainability Director	1.00
011060 - Assistant Director General Services Department	1.00
11919911 - Associate Director Of Strategic Affairs	1.00
<b>29472 - GSD Fleet Operations</b>	<b>77.00</b>
<b>470100 - Fleet Management</b>	<b>44.00</b>
012041 - Principal Clerk	1.00
359030 - Senior Motor Vehicle Dispatcher	1.00
631015 - Garage Attendant	3.00
712065 - Senior Supervisor Of Mechanical Maintenance	2.00
715033 - General Welder	2.00
721529 - Vehicle Operator 3	2.00
723131 - Auto Mechanic	3.00

**Department 47 - General Services Department  
Personnel Services**

<b>Fund</b>	<b>FY26 Adopted FTE</b>
<b>Appropriation</b>	
<b>Cost Center</b>	
<b>Classification</b>	
723138 - General Auto Mechanic GSD	19.00
723141 - Auto Repair Sub Foreman	3.00
723151 - Auto Repair Foreman	3.00
723175 - Automotive Service Technician - GSD	1.00
723176 - Automotive Service Technician Fire App	1.00
725531 - General Auto Body Mechanic	1.00
82019210 - Office Management Assistant	1.00
929108 - Administrative Special Services Staff 3 Exempt	1.00
<b>470120 - Fire Apparatus Garage</b>	<b>33.00</b>
631015 - Garage Attendant	2.00
712065 - Senior Supervisor Of Mechanical Maintenance	1.00
713341 - General Machinist	1.00
723137 - General Auto Mechanic Fire App	8.00
723138 - General Auto Mechanic GSD	7.00
723141 - Auto Repair Sub Foreman	1.00
723151 - Auto Repair Foreman	4.00
723171 - Emergency Vehicle Technician 1	3.00
723175 - Automotive Service Technician - GSD	2.00
723176 - Automotive Service Technician Fire App	1.00
725531 - General Auto Body Mechanic	3.00
<b>1003 - Blight Remediation Fund</b>	<b>98.00</b>
<b>20253 - Blight Remediation Projects</b>	<b>50.00</b>
<b>472130 - Corridor Trades Unit</b>	<b>27.00</b>
010941 - Manager 1 General Services	1.00
13111002 - Project Manager Analytics Specialist 2	2.00
13111004 - Project Manager Analytics Specialist 4	1.00
43601102 - Administrative Assistant 2	1.00
721523 - Vehicle Operator 1	2.00
721529 - Vehicle Operator 3	2.00
721535 - Construction Equipment Operator	2.00
8623051 - Carpenter Foreman	2.00
929101 - Administrative Special Services Staff 1	10.00
929102 - Administrative Special Services Staff 2	3.00
929108 - Administrative Special Services Staff 3 Exempt	1.00
<b>472150 - DLBA Grounds Maintenance</b>	<b>12.00</b>
929101 - Administrative Special Services Staff 1	5.00
929102 - Administrative Special Services Staff 2	7.00

**Department 47 - General Services Department  
Personnel Services**

<b>Fund</b>	<b>FY26 Adopted FTE</b>
<b>472170 - Graffiti Removal GF</b>	<b>11.00</b>
111001 - Project Manager Analytics Specialist 1	1.00
13111002 - Project Manager Analytics Specialist 2	1.00
619123 - General Environmental Technician 3 GSD	1.00
619131 - Graffiti Removal Attendant	3.00
929101 - Administrative Special Services Staff 1	5.00
<b>26470 - Parks and Public Space Management</b>	<b>48.00</b>
<b>470400 - Freeway Maintenance</b>	<b>48.00</b>
929101 - Administrative Special Services Staff 1	36.00
929102 - Administrative Special Services Staff 2	12.00
<b>2103 - General Services Dept. Grants Fund</b>	<b>2.00</b>
<b>21434 - Energy Efficiency and Conservation Block Grant Program</b>	<b>2.00</b>
<b>471111 - GSD Grants</b>	<b>2.00</b>
929107 - Administrative Special Services Staff 2 Exempt	2.00
<b>2112 - Recreation</b>	<b>5.00</b>
<b>20773 - SFSP Consolidated Revenue</b>	<b>4.00</b>
<b>471111 - GSD Grants</b>	<b>4.00</b>
929101 - Administrative Special Services Staff 1	1.00
929102 - Administrative Special Services Staff 2	3.00
<b>21292 - ACE Capacity Building Grant</b>	<b>1.00</b>
<b>471111 - GSD Grants</b>	<b>1.00</b>
929107 - Administrative Special Services Staff 2 Exempt	1.00
<b>3301 - Major Street</b>	<b>104.50</b>
<b>26470 - Parks and Public Space Management</b>	<b>79.50</b>
<b>470200 - Non Park Forestry - Street Fund</b>	<b>33.00</b>
012033 - District Clerk	1.00
012247 - Administrative Assistant Grade 2 General Services	1.00
13111002 - Project Manager Analytics Specialist 2	1.00
521013 - Tree Artisan Helper	4.00
521021 - Tree Artisan	9.00
521031 - Senior Tree Artisan	6.00
521041 - Forestry And Landscape Foreman	2.00
522038 - Associate Forester	2.00
522041 - Senior Associate Forester	1.00
623051 - Carpenter Foreman	1.00
721529 - Vehicle Operator 3	4.00
929102 - Administrative Special Services Staff 2	1.00

**City of Detroit**  
Fiscal 2025-2026 Budget

**Department 47 - General Services Department**  
**Personnel Services**

<b>Fund</b>	<b>FY26</b>
<b>Appropriation</b>	<b>Adopted</b>
<b>Cost Center</b>	<b>FTE</b>
<b>Classification</b>	
<b>470300 - Median Grass Cutting</b>	<b>15.50</b>
512051 - Floriculture Supervisor	2.00
619122 - General Environmental Technician 2 GSD	2.00
619123 - General Environmental Technician 3 GSD	8.00
619124 - General Environmental Technician Foreman	2.00
721523 - Vehicle Operator 1	1.50
<b>470400 - Freeway Maintenance</b>	<b>22.00</b>
010941 - Manager 1 General Services	1.00
13111002 - Project Manager Analytics Specialist 2	1.00
522051 - Assistant Superintendent Of Grounds Maintenance	1.00
531053 - Park Maintenance Supervisor Grade 2	2.00
619121 - General Environmental Technician 1 GSD	9.00
721523 - Vehicle Operator 1	8.00
<b>470402 - Freeway Maintenance Seasonals</b>	<b>9.00</b>
619121 - General Environmental Technician 1 GSD	4.00
721523 - Vehicle Operator 1	5.00
<b>29472 - GSD Fleet Operations</b>	<b>25.00</b>
<b>470110 - Street Maintenance Garage - Street Fund</b>	<b>25.00</b>
631015 - Garage Attendant	2.00
712065 - Senior Supervisor Of Mechanical Maintenance	1.00
723138 - General Auto Mechanic GSD	13.00
723141 - Auto Repair Sub Foreman	2.00
723151 - Auto Repair Foreman	3.00
723175 - Automotive Service Technician - GSD	4.00
<b>3401 - Solid Waste Management</b>	<b>34.00</b>
<b>29472 - GSD Fleet Operations</b>	<b>34.00</b>
<b>470101 - Solid Waste Fleet</b>	<b>34.00</b>
712065 - Senior Supervisor Of Mechanical Maintenance	1.00
721175 - Assistant Superintendent Of Motor Transportation	1.00
723138 - General Auto Mechanic GSD	26.00
723141 - Auto Repair Sub Foreman	2.00
723151 - Auto Repair Foreman	3.00
723175 - Automotive Service Technician - GSD	1.00
<b>Total FTE</b>	<b>884.20</b>

**Department 48 - Water Department  
Personnel Services**

<b>Fund</b>	<b>FY26 Adopted FTE</b>
<b>5720 - DWSD - R - Water</b>	<b>650.00</b>
<b>20166 - WDWSD-R Administration</b>	<b>7.00</b>
<b>481001 - WDWSD-R Chief Exec Officer</b>	<b>6.00</b>
501003 - Chief Operating Officer	1.00
501025 - Professional Administrative Analyst 1	1.00
8653080 - Executive Management Team	1.00
929101 - Administrative Special Services Staff 1	2.00
929107 - Administrative Special Services Staff 2 Exempt	1.00
<b>481601 - WDWSD- R BOWC</b>	<b>1.00</b>
501025 - Professional Administrative Analyst 1	1.00
<b>20167 - WDWSD-R Operations</b>	<b>385.00</b>
<b>482411 - WDWSD-R Field Engineering</b>	<b>69.00</b>
501014 - Manager	3.00
501015 - Systems Planning Officer	1.00
501046 - Office Support Specialist 2	3.00
501047 - Office Support Specialist 3	3.00
501052 - Professional Administrative Analyst 3	1.00
502002 - Field Services Director	1.00
502003 - Engineer 1	5.00
502005 - Team Leader	4.00
502011 - Inspector 1	17.00
502016 - Field Services Technician AFSCME 1	1.00
502033 - Electrical Instrumentation Control Tech 3	1.00
502034 - Engineer 2	5.00
502035 - Engineer 3	5.00
502036 - Engineer 4	5.00
502037 - Engineering Technician 2	2.00
502038 - Engineering Technician 3	1.00
502043 - Inspector 2	4.00
8653080 - Executive Management Team	4.00
929102 - Administrative Special Services Staff 2	2.00
929108 - Administrative Special Services Staff 3 Exempt	1.00
<b>482421 - WDWSD-R Facility Oper</b>	<b>15.00</b>
501014 - Manager	1.00
501025 - Professional Administrative Analyst 1	1.00
501046 - Office Support Specialist 2	1.00
502005 - Team Leader	2.00

**Department 48 - Water Department  
Personnel Services**

<b>Fund</b>	<b>FY26 Adopted FTE</b>
<b>Appropriation</b>	
<b>Cost Center</b>	
<b>Classification</b>	
502015 - Maintenance Technician AFSCME	4.00
502044 - Maintenance Technician MBTC	4.00
929101 - Administrative Special Services Staff 1	2.00
<b>482422 - WDWSD-R Fleet Operations</b>	<b>20.00</b>
501014 - Manager	1.00
501025 - Professional Administrative Analyst 1	1.00
501051 - Professional Administrative Analyst 2	1.00
502005 - Team Leader	3.00
502030 - Automotive Fleet Technician 2	14.00
<b>482431 - WDWSD-R Maint &amp; Repair</b>	<b>214.00</b>
081008 - Complaint Investigator	2.00
501014 - Manager	3.00
501025 - Professional Administrative Analyst 1	3.00
501031 - Office Support Specialist 1	2.00
502005 - Team Leader	16.00
502011 - Inspector 1	4.00
502016 - Field Services Technician AFSCME 1	134.00
502019 - Field Services Coordinations Specialist	7.00
502020 - Special Projects Technician	4.00
502040 - Field Services Technician Teamsters 2	22.00
502043 - Inspector 2	2.00
502045 - Field Service Technician AFSCME 1A	2.00
502046 - Field Service Technician MBTC 1A	3.00
8653080 - Executive Management Team	10.00
<b>482432 - WDWSD- R Meter Operations</b>	<b>63.00</b>
501025 - Professional Administrative Analyst 1	1.00
501029 - Customer Service Specialist 1	1.00
501037 - Customer Service Specialist 2	2.00
501038 - Customer Service Specialist 3	1.00
502005 - Team Leader	5.00
502015 - Maintenance Technician AFSCME	1.00
502016 - Field Services Technician AFSCME 1	40.00
502018 - Materials Management Specialist	1.00
502019 - Field Services Coordinations Specialist	2.00
502040 - Field Services Technician Teamsters 2	1.00
502045 - Field Service Technician AFSCME 1A	5.00
8653080 - Executive Management Team	3.00



**Department 48 - Water Department  
Personnel Services**

<b>Fund</b>	<b>FY26 Adopted FTE</b>
<b>Appropriation</b>	
<b>Cost Center</b>	
<b>Classification</b>	
<b>482435 - WDWSD-R Lead Service</b>	<b>4.00</b>
502005 - Team Leader	1.00
502011 - Inspector 1	2.00
8653080 - Executive Management Team	1.00
<b>20168 - WDWSD-R Compliance</b>	<b>95.00</b>
<b>483101 - WDWSD-R General Counsel</b>	<b>9.00</b>
501018 - Associate General Counsel 1	1.00
501025 - Professional Administrative Analyst 1	1.00
501031 - Office Support Specialist 1	1.00
501036 - Associate General Counsel 2	1.00
8653080 - Executive Management Team	3.00
929101 - Administrative Special Services Staff 1	1.00
929108 - Administrative Special Services Staff 3 Exempt	1.00
<b>483201 - WDWSD-R Org Development</b>	<b>11.00</b>
501008 - Organizational Development Director	1.00
501014 - Manager	3.00
501024 - Human Resources Generalist	4.00
501025 - Professional Administrative Analyst 1	1.00
501051 - Professional Administrative Analyst 2	1.00
8653080 - Executive Management Team	1.00
<b>483301 - WDWSD-R Info Technology</b>	<b>35.00</b>
501007 - Information Technology Director	1.00
501011 - Information Technology Manager Applications Delivery	1.00
501013 - Information Technology Manager Customer Service Deliver	1.00
501014 - Manager	1.00
501016 - Applications Analyst 1	2.00
501034 - Applications Analyst 2	3.00
501035 - Applications Analyst 3	7.00
501040 - Data Base Administrator 3	2.00
501042 - Infrastructure Administrator 2	2.00
501043 - Infrastructure Administrator 3	2.00
501045 - Information Technology Project Manager 3	2.00
501051 - Professional Administrative Analyst 2	1.00
501055 - Service Desk Analyst 2	4.00
501056 - Service Desk Analyst 3	1.00
502041 - GIS Analyst 2	3.00
8653080 - Executive Management Team	1.00

**City of Detroit**  
Fiscal 2025-2026 Budget

**Department 48 - Water Department  
Personnel Services**

<b>Fund</b>	<b>FY26 Adopted FTE</b>
<b>Appropriation Cost Center Classification</b>	
929107 - Administrative Special Services Staff 2 Exempt	1.00
<b>483411 - WDWSD-R Compliance-Security</b>	<b>34.00</b>
501014 - Manager	2.00
501023 - Environmental Health Safety Coordinator 1	5.00
501025 - Professional Administrative Analyst 1	1.00
502005 - Team Leader	2.00
503003 - Security Lieutenant	1.00
503006 - Security Officer	22.00
8653080 - Executive Management Team	1.00
<b>483421 - WDWSD-R Compliance-Public Affairs</b>	<b>6.00</b>
501014 - Manager	1.00
501017 - Public Affairs Officer	1.00
501028 - Public Affairs Specialist 1	3.00
501053 - Public Affairs Specialist 2	1.00
<b>20169 - WDWSD-R Finance</b>	<b>75.00</b>
<b>484001 - WDWSD-R Chief Financial Officer</b>	<b>5.00</b>
501051 - Professional Administrative Analyst 2	1.00
8653080 - Executive Management Team	3.00
929108 - Administrative Special Services Staff 3 Exempt	1.00
<b>484111 - WDWSD-R Finance.</b>	<b>13.00</b>
501022 - Accountant 1	2.00
501025 - Professional Administrative Analyst 1	5.00
501051 - Professional Administrative Analyst 2	1.00
501052 - Professional Administrative Analyst 3	1.00
8653080 - Executive Management Team	3.00
929103 - Administrative Special Services Staff 3	1.00
<b>484121 - WDWSD-R Procurement</b>	<b>26.00</b>
501014 - Manager	1.00
501025 - Professional Administrative Analyst 1	1.00
501027 - Procurement Specialist 1	1.00
501049 - Procurement Specialist 2	3.00
501050 - Procurement Specialist 3	6.00
501051 - Professional Administrative Analyst 2	1.00
502005 - Team Leader	3.00
502018 - Materials Management Specialist	6.00
8653080 - Executive Management Team	4.00
<b>484131 - WDWSD-R Treasury</b>	<b>4.00</b>

**City of Detroit**  
Fiscal 2025-2026 Budget

**Department 48 - Water Department**  
**Personnel Services**

<b>Fund</b>	<b>FY26</b>
<b>Appropriation</b>	<b>Adopted</b>
<b>Cost Center</b>	<b>FTE</b>
<b>Classification</b>	
501014 - Manager	1.00
501025 - Professional Administrative Analyst 1	2.00
501051 - Professional Administrative Analyst 2	1.00
<b>484151 - WDWSR- R Budget</b>	<b>3.00</b>
501051 - Professional Administrative Analyst 2	2.00
8653080 - Executive Management Team	1.00
<b>484161 - WDWSR-R Billing &amp; Collect</b>	<b>22.00</b>
501014 - Manager	2.00
501025 - Professional Administrative Analyst 1	1.00
501037 - Customer Service Specialist 2	6.00
501038 - Customer Service Specialist 3	5.00
501051 - Professional Administrative Analyst 2	1.00
501052 - Professional Administrative Analyst 3	1.00
502005 - Team Leader	4.00
8653080 - Executive Management Team	2.00
<b>484171 - WDWSR-R Internal Audit</b>	<b>2.00</b>
501014 - Manager	1.00
501051 - Professional Administrative Analyst 2	1.00
<b>20170 - WDWSR-R Customer Service</b>	<b>88.00</b>
<b>485111 - WDWSR-R Customer Service</b>	<b>88.00</b>
501004 - Chief Customer Service Officer	1.00
501014 - Manager	2.00
501025 - Professional Administrative Analyst 1	2.00
501029 - Customer Service Specialist 1	45.00
501037 - Customer Service Specialist 2	6.00
501038 - Customer Service Specialist 3	15.00
501048 - Customer Service Specialist 4	5.00
502005 - Team Leader	7.00
8653080 - Executive Management Team	5.00
<b>Total FTE</b>	<b>650.00</b>

**City of Detroit**  
Fiscal 2025-2026 Budget

**Department 49 - Sewerage Department  
Personnel Services**

<b>Fund Appropriation Cost Center Classification</b>	<b>FY26 Adopted FTE</b>
<b>5820 - DWSD - R - Sewer</b>	<b>28.00</b>
<b>20178 - SDWSD-R Operations</b>	<b>28.00</b>
<b>492223 - Stormwater Drainage</b>	<b>28.00</b>
501014 - Manager	2.00
501025 - Professional Administrative Analyst 1	2.00
501038 - Customer Service Specialist 3	2.00
501048 - Customer Service Specialist 4	3.00
502002 - Field Services Director	1.00
502003 - Engineer 1	4.00
502005 - Team Leader	3.00
502011 - Inspector 1	3.00
502034 - Engineer 2	2.00
502035 - Engineer 3	4.00
502038 - Engineering Technician 3	1.00
502043 - Inspector 2	1.00
<b>Total FTE</b>	<b>28.00</b>

**City of Detroit**  
Fiscal 2025-2026 Budget

**Department 50 - Office of the Auditor General**  
**Personnel Services**

<b>Fund</b>	<b>FY26</b>
<b>Appropriation</b>	<b>Adopted</b>
<b>Cost Center</b>	<b>FTE</b>
<b>Classification</b>	
<b>1000 - General Fund</b>	<b>23.00</b>
<b>28500 - Internal Controls Auditing</b>	<b>23.00</b>
<b>500010 - OAG Administration</b>	<b>3.00</b>
010101 - Deputy Auditor General	1.00
010106 - Auditor General	1.00
013376 - Executive Administrative Assistant 2	1.00
<b>500020 - Auditing Operations</b>	<b>20.00</b>
13201102 - Auditor 2	7.00
13201103 - Auditor 3	6.00
13201104 - Auditor 4	3.00
13201112 - Supervisory Auditor 4	1.00
13201127 - Auditor Manager 4 Auditor General	1.00
13201128 - Auditor Manager 3 - Auditor General	2.00
<b>Total FTE</b>	<b>23.00</b>

City of Detroit  
Fiscal 2025-2026 Budget

Department 51 - Board of Zoning Appeals  
Personnel Services

Fund Appropriation Cost Center Classification	FY26 Adopted FTE
<b>1000 - General Fund</b>	<b>4.00</b>
<b>27510 - Zoning &amp; Land Use Controls</b>	<b>4.00</b>
<b>510010 - Board of Zoning Appeals Administration</b>	<b>4.00</b>
012063 - Director Board Of Zoning Appeals	1.00
013376 - Executive Administrative Assistant 2	1.00
199034 - Zoning Inspector Zoning Appeals	1.00
43601102 - Administrative Assistant 2	1.00
<b>Total FTE</b>	<b>4.00</b>

**City of Detroit**  
Fiscal 2025-2026 Budget

**Department 52 - City Council  
Personnel Services**

<b>Fund</b>	<b>FY26 Adopted FTE</b>
<b>Appropriation</b>	
<b>Cost Center</b>	
<b>Classification</b>	
<b>1000 - General Fund</b>	<b>136.00</b>
<b>26520 - Historic Property Designation</b>	<b>1.00</b>
<b>520120 - Historic Designation Advisory Board</b>	<b>1.00</b>
929101 - Administrative Special Services Staff 1	1.00
<b>28520 - Legislative Administration</b>	<b>48.00</b>
<b>520005 - Legislative Policy Division</b>	<b>34.00</b>
011129 - City Council Fiscal Staff Analyst	2.00
011140 - City Council Legislative Policy Division Director	1.00
011141 - City Council Legislative Policy Division Deputy Directo	1.00
011142 - City Council Legislative Policy Division Deputy Directo	1.00
011143 - City Council Legislative Policy Division Fiscal Analyst	3.00
011144 - City Council Legislative Policy Division Legal Analyst	5.00
011145 - City Council Legislative Policy Division Staff Analyst	2.00
011147 - City Council Legislative Policy Division Planner 2	1.00
011148 - City Council Legislative Policy Division Planner 3	3.00
011149 - City Council Legislative Policy Division Planner 4	2.00
011151 - City Council Legislative Policy Division Historic Plann	2.00
011152 - City Council Legislative Policy Division Historic Plann	1.00
011156 - City Council Legislative Policy Division Administrative	2.00
011157 - City Council Legislative Policy Division Administrative	2.00
011201 - Director City Planning Commission	1.00
011355 - Deputy Director City Planning Commission	1.00
929101 - Administrative Special Services Staff 1	1.00
929102 - Administrative Special Services Staff 2	3.00
<b>520009 - City Council Appointed Board of Review</b>	<b>10.00</b>
011360 - Director Of Board Of Review	1.00
929102 - Administrative Special Services Staff 2	8.00
929107 - Administrative Special Services Staff 2 Exempt	1.00
<b>520016 - City Council Administration</b>	<b>4.00</b>
011124 - City Council Administrative Assistant 3	2.00
011125 - City Council Administrative Assistant 4	1.00
929107 - Administrative Special Services Staff 2 Exempt	1.00
<b>28521 - City Council Member At Large 1</b>	<b>12.00</b>
<b>520305 - Council Member At Large 1</b>	<b>12.00</b>
011109 - City Council Administrative Assistant 2	1.00
011124 - City Council Administrative Assistant 3	5.00
011125 - City Council Administrative Assistant 4	1.00

**City of Detroit**  
Fiscal 2025-2026 Budget

**Department 52 - City Council  
Personnel Services**

<b>Fund</b>	<b>FY26 Adopted FTE</b>
<b>Appropriation</b>	
<b>Cost Center</b>	
<b>Classification</b>	
929101 - Administrative Special Services Staff 1	1.00
929106 - Administrative Special Services Staff 1 Exempt	2.00
929107 - Administrative Special Services Staff 2 Exempt	2.00
<b>28522 - City Council Member At Large 2</b>	<b>12.00</b>
<b>520310 - Council Member At Large 2</b>	<b>12.00</b>
011109 - City Council Administrative Assistant 2	3.00
011124 - City Council Administrative Assistant 3	3.00
929101 - Administrative Special Services Staff 1	2.00
929107 - Administrative Special Services Staff 2 Exempt	4.00
<b>28523 - City Council - District 1 Council Member</b>	<b>8.00</b>
<b>520315 - District 1 Council Member</b>	<b>8.00</b>
011109 - City Council Administrative Assistant 2	3.00
011124 - City Council Administrative Assistant 3	3.00
929107 - Administrative Special Services Staff 2 Exempt	1.00
929108 - Administrative Special Services Staff 3 Exempt	1.00
<b>28524 - City Council - District 2 Council Member</b>	<b>11.00</b>
<b>520320 - District 2 Council Member</b>	<b>11.00</b>
011109 - City Council Administrative Assistant 2	1.00
011124 - City Council Administrative Assistant 3	4.00
011133 - City Council Administrative Assistant 5	1.00
929101 - Administrative Special Services Staff 1	2.00
929107 - Administrative Special Services Staff 2 Exempt	3.00
<b>28525 - City Council - District 3 Council Member</b>	<b>10.00</b>
<b>520325 - District 3 Council Member</b>	<b>10.00</b>
011124 - City Council Administrative Assistant 3	4.00
011133 - City Council Administrative Assistant 5	2.00
929101 - Administrative Special Services Staff 1	4.00
<b>28526 - City Council - District 4 Council Member</b>	<b>10.00</b>
<b>520330 - District 4 Council Member</b>	<b>10.00</b>
011124 - City Council Administrative Assistant 3	6.00
011125 - City Council Administrative Assistant 4	1.00
929107 - Administrative Special Services Staff 2 Exempt	3.00
<b>28527 - City Council - District 5 Council Member</b>	<b>9.00</b>
<b>520335 - District 5 Council Member</b>	<b>9.00</b>
011124 - City Council Administrative Assistant 3	3.00
011133 - City Council Administrative Assistant 5	1.00
929107 - Administrative Special Services Staff 2 Exempt	4.00



**City of Detroit**  
Fiscal 2025-2026 Budget

**Department 52 - City Council  
Personnel Services**

<b>Fund Appropriation Cost Center Classification</b>	<b>FY26 Adopted FTE</b>
929108 - Administrative Special Services Staff 3 Exempt	1.00
<b>28528 - City Council - District 6 Council Member</b>	<b>6.00</b>
<b>520340 - District 6 Council Member</b>	<b>6.00</b>
011124 - City Council Administrative Assistant 3	3.00
011125 - City Council Administrative Assistant 4	2.00
929107 - Administrative Special Services Staff 2 Exempt	1.00
<b>28529 - City Council - District 7 Council Member</b>	<b>9.00</b>
<b>520345 - District 7 Council Member</b>	<b>9.00</b>
011124 - City Council Administrative Assistant 3	3.00
929101 - Administrative Special Services Staff 1	1.00
929107 - Administrative Special Services Staff 2 Exempt	3.00
929108 - Administrative Special Services Staff 3 Exempt	2.00
<b>Total FTE</b>	<b>136.00</b>

**City of Detroit**  
Fiscal 2025-2026 Budget

**Department 53 - Office of the Ombudsperson**  
**Personnel Services**

<b>Fund</b>	<b>FY26</b>
<b>Appropriation</b>	<b>Adopted</b>
<b>Cost Center</b>	<b>FTE</b>
<b>Classification</b>	
<b>1000 - General Fund</b>	<b>15.00</b>
<b>28530 - Community Engagement - Ombudsperson</b>	<b>15.00</b>
<b>530010 - Ombudsperson Administration &amp; Operations</b>	<b>15.00</b>
010190 - City Ombudsman	1.00
010191 - Deputy City Ombudsman	1.00
011501 - Assistant Ombudsman Grade 4	4.00
011502 - Assistant Ombudsman Grade 3	6.00
011503 - Assistant Ombudsman Grade 2	3.00
<b>Total FTE</b>	<b>15.00</b>

**City of Detroit**  
Fiscal 2025-2026 Budget

**Department 54 - Office of the Inspector General  
Personnel Services**

<b>Fund</b>	<b>FY26 Adopted FTE</b>
<b>Appropriation</b>	
<b>Cost Center</b>	
<b>Classification</b>	
<b>1000 - General Fund</b>	<b>12.00</b>
<b>28540 - OIG Investigations &amp; Accountability</b>	<b>12.00</b>
<b>540010 - Office of the Inspector General</b>	<b>12.00</b>
010135 - Inspector General	1.00
010149 - Deputy Inspector General	1.00
011710 - Investigator Office Of Inspector General	2.00
011712 - OIG Information Analyst	1.00
011715 - Attorney Office Of The Inspector General	1.00
011716 - Associate Attorney Office Of the Inspector General	1.00
011718 - OIG Manager of Investigations & Audits	1.00
011720 - Forensic Auditor Office Of Inspector General	2.00
013373 - Executive Administrative Assistant 1	1.00
013376 - Executive Administrative Assistant 2	1.00
<b>Total FTE</b>	<b>12.00</b>

**City of Detroit**  
Fiscal 2025-2026 Budget

**Department 60 - 36th District Court**  
**Personnel Services**

<b>Fund</b>	<b>FY26</b>
<b>Appropriation</b>	<b>Adopted</b>
<b>Cost Center</b>	<b>FTE</b>
<b>Classification</b>	
<b>1000 - General Fund</b>	<b>325.00</b>
<b>29600 - 36th District Court Administration</b>	<b>325.00</b>
<b>600010 - Direct Costs</b>	<b>29.00</b>
913051 - Judge 36Th District Court	29.00
<b>600014 - District Court Operations</b>	<b>296.00</b>
950101 - Detroit Judicial Council Staff	296.00
<b>Total FTE</b>	<b>325.00</b>

**City of Detroit**  
Fiscal 2025-2026 Budget

**Department 70 - City Clerk  
Personnel Services**

<b>Fund</b>	<b>FY26 Adopted FTE</b>
<b>Appropriation</b>	
<b>Cost Center</b>	
<b>Classification</b>	
<b>1000 - General Fund</b>	<b>29.00</b>
<b>28700 - City Clerk Administration</b>	<b>29.00</b>
<b>700010 - Office of the City Clerk</b>	<b>18.00</b>
010131 - Deputy City Clerk	1.00
012041 - Principal Clerk	6.00
013376 - Executive Administrative Assistant 2	2.00
81012051 - Head Clerk	1.00
831101 - Elections Clerical Assistant Limited Service	2.00
929101 - Administrative Special Services Staff 1	1.00
929102 - Administrative Special Services Staff 2	2.00
929107 - Administrative Special Services Staff 2 Exempt	2.00
929108 - Administrative Special Services Staff 3 Exempt	1.00
<b>700030 - City Council Support Staff</b>	<b>11.00</b>
014043 - Junior Assistant City Council Committee Clerk	3.00
014045 - Assistant City Council Committee Clerk	4.00
014049 - Senior Assistant City Council Committee Clerk	2.00
014057 - City Council Committee Clerk	2.00
<b>Total FTE</b>	<b>29.00</b>

**Department 71 - Department of Elections**  
**Personnel Services**

<b>Fund</b>	<b>FY26</b>
<b>Appropriation</b>	<b>Adopted</b>
<b>Cost Center</b>	<b>FTE</b>
<b>Classification</b>	
<b>1000 - General Fund</b>	<b>115.00</b>
<b>28710 - Effective Governance - City Elections</b>	<b>115.00</b>
<b>710010 - Elections Administration</b>	<b>23.00</b>
010177 - Director Department Of Elections	1.00
010178 - Deputy Director Department Of Elections	3.00
010727 - General Manager Elections	1.00
010819 - Manager 2 Elections	1.00
013373 - Executive Administrative Assistant 1	3.00
013376 - Executive Administrative Assistant 2	4.00
019252 - Elections Specialist	1.00
929101 - Administrative Special Services Staff 1	7.00
929102 - Administrative Special Services Staff 2	1.00
929108 - Administrative Special Services Staff 3 Exempt	1.00
<b>710011 - Computer Systems Support</b>	<b>10.00</b>
010927 - Manager 1 Elections	2.00
019252 - Elections Specialist	1.00
929101 - Administrative Special Services Staff 1	5.00
929102 - Administrative Special Services Staff 2	1.00
929107 - Administrative Special Services Staff 2 Exempt	1.00
<b>710012 - Registration</b>	<b>51.00</b>
010927 - Manager 1 Elections	1.00
012041 - Principal Clerk	17.00
019252 - Elections Specialist	1.00
075561 - Elections Training Coordinator	1.00
43013132 - Office Assistant 3 Elections	4.00
81012051 - Head Clerk	6.00
813121 - Office Assistant 2 Election	1.00
831101 - Elections Clerical Assistant Limited Service	12.00
929101 - Administrative Special Services Staff 1	5.00
929102 - Administrative Special Services Staff 2	3.00
<b>710014 - Equipment Management Support</b>	<b>16.00</b>
019252 - Elections Specialist	3.00
057011 - Election Service Technician	5.00
057031 - Senior Election Service Technician	2.00
057041 - Supervising Election Service Technician	1.00
929101 - Administrative Special Services Staff 1	5.00
<b>710016 - Elections Training</b>	<b>11.00</b>

**City of Detroit**  
Fiscal 2025-2026 Budget

**Department 71 - Department of Elections**  
**Personnel Services**

<b>Fund</b>	<b>FY26</b>
<b>Appropriation</b>	<b>Adopted</b>
<b>Cost Center</b>	<b>FTE</b>
<b>Classification</b>	
010167 - Deputy Director Employment And Training Department	1.00
012041 - Principal Clerk	1.00
057041 - Supervising Election Service Technician	2.00
075521 - Senior Training Specialist	1.00
075531 - Principal Training Specialist	1.00
43013132 - Office Assistant 3 Elections	1.00
81012051 - Head Clerk	1.00
929101 - Administrative Special Services Staff 1	2.00
929102 - Administrative Special Services Staff 2	1.00
<b>710028 - Technical Service &amp; Supply Support</b>	<b>4.00</b>
057011 - Election Service Technician	3.00
057031 - Senior Election Service Technician	1.00
<b>Total FTE</b>	<b>115.00</b>

**Department 72 - Detroit Public Library  
Personnel Services**

<b>Fund</b>	<b>FY26 Adopted FTE</b>
<b>Appropriation</b>	
<b>Cost Center</b>	
<b>Classification</b>	
<b>3001 - Library</b>	<b>344.00</b>
<b>26720 - Library Collections Management</b>	<b>60.00</b>
<b>720025 - Library Circulation</b>	<b>5.00</b>
441171 - Library Customer Experience Manager	1.00
449002 - Library Senior Customer Representative	2.00
449003 - Library Office Support Assistant 2	1.00
449005 - Library Principal Clerk	1.00
<b>720045 - Clerical Assistance - Main</b>	<b>30.00</b>
441002 - Library Customer Support Representative 1 Hourly	30.00
<b>720114 - Business, Science, &amp; Technology (BST)</b>	<b>8.00</b>
441001 - Library Pre Professional Assistant	1.00
441028 - Librarian 2	2.00
441038 - Librarian 3	1.00
441053 - Library Department Manager	1.00
441178 - Library Technical Training Associate	2.00
449042 - Library Technical Services Assistant	1.00
<b>720265 - Special Collections: Burton, MRL, Automotive</b>	<b>5.00</b>
441038 - Librarian 3	4.00
441055 - Library Coordinator Of Major Library Activity Grade 1	1.00
<b>720510 - Library Data Processing</b>	<b>12.00</b>
441028 - Librarian 2	6.00
441038 - Librarian 3	2.00
441053 - Library Department Manager	1.00
441178 - Library Technical Training Associate	3.00
<b>27720 - Library Enrichment Programs</b>	<b>13.00</b>
<b>720033 - Children's Library Services</b>	<b>9.00</b>
441028 - Librarian 2	5.00
441038 - Librarian 3	1.00
441053 - Library Department Manager	1.00
441178 - Library Technical Training Associate	1.00
449003 - Library Office Support Assistant 2	1.00
<b>720034 - Children &amp; Young Adult Services</b>	<b>3.00</b>
441038 - Librarian 3	1.00
441055 - Library Coordinator Of Major Library Activity Grade 1	1.00
449003 - Library Office Support Assistant 2	1.00
<b>720510 - Library Data Processing</b>	<b>1.00</b>
449002 - Library Senior Customer Representative	1.00



**Department 72 - Detroit Public Library  
Personnel Services**

<b>Fund</b>	<b>FY26 Adopted FTE</b>
<b>Appropriation</b>	
<b>Cost Center</b>	
<b>Classification</b>	
<b>27721 - Library - Branch Services</b>	<b>177.00</b>
<b>720044 - TIP &amp; TRC</b>	<b>6.00</b>
441028 - Librarian 2	2.00
441038 - Librarian 3	1.00
441053 - Library Department Manager	1.00
441178 - Library Technical Training Associate	2.00
<b>720045 - Clerical Assistance - Main</b>	<b>16.50</b>
441002 - Library Customer Support Representative 1 Hourly	16.50
<b>720210 - Chaney</b>	<b>5.00</b>
441028 - Librarian 2	1.00
441038 - Librarian 3	1.00
441053 - Library Department Manager	1.00
441178 - Library Technical Training Associate	1.00
449002 - Library Senior Customer Representative	1.00
<b>720220 - Hubbard</b>	<b>4.00</b>
441028 - Librarian 2	1.00
441038 - Librarian 3	1.00
441053 - Library Department Manager	1.00
441178 - Library Technical Training Associate	1.00
<b>720230 - Redford</b>	<b>7.00</b>
441001 - Library Pre Professional Assistant	1.00
441028 - Librarian 2	1.00
441038 - Librarian 3	1.00
441053 - Library Department Manager	1.00
441178 - Library Technical Training Associate	1.00
449002 - Library Senior Customer Representative	1.00
449060 - Library Branch Custodian	1.00
<b>720240 - Campbell</b>	<b>4.00</b>
441028 - Librarian 2	1.00
441038 - Librarian 3	1.00
441053 - Library Department Manager	1.00
441178 - Library Technical Training Associate	1.00
<b>720250 - Lincoln</b>	<b>4.00</b>
441028 - Librarian 2	1.00
441038 - Librarian 3	1.00
441053 - Library Department Manager	1.00
441178 - Library Technical Training Associate	1.00

**Department 72 - Detroit Public Library  
Personnel Services**

<b>Fund</b>	<b>Appropriation Cost Center Classification</b>	<b>FY26 Adopted FTE</b>
	<b>720260 - Jefferson</b>	<b>4.00</b>
	441028 - Librarian 2	1.00
	441038 - Librarian 3	1.00
	441053 - Library Department Manager	1.00
	441178 - Library Technical Training Associate	1.00
	<b>720270 - Chase</b>	<b>4.00</b>
	441028 - Librarian 2	1.00
	441038 - Librarian 3	1.00
	441053 - Library Department Manager	1.00
	441178 - Library Technical Training Associate	1.00
	<b>720275 - Clerical Assistance Branches</b>	<b>46.50</b>
	441002 - Library Customer Support Representative 1 Hourly	46.50
	<b>720290 - Franklin</b>	<b>5.00</b>
	441028 - Librarian 2	1.00
	441038 - Librarian 3	1.00
	441053 - Library Department Manager	1.00
	441178 - Library Technical Training Associate	1.00
	449002 - Library Senior Customer Representative	1.00
	<b>720300 - SIR/Douglass</b>	<b>14.00</b>
	441028 - Librarian 2	4.00
	441038 - Librarian 3	2.00
	441053 - Library Department Manager	1.00
	441055 - Library Coordinator Of Major Library Activity Grade 1	1.00
	441178 - Library Technical Training Associate	2.00
	449003 - Library Office Support Assistant 2	1.00
	449024 - Library Bookmobile Operator	2.00
	449060 - Library Branch Custodian	1.00
	<b>720310 - Elmwood Park</b>	<b>4.00</b>
	441028 - Librarian 2	1.00
	441038 - Librarian 3	1.00
	441053 - Library Department Manager	1.00
	441178 - Library Technical Training Associate	1.00
	<b>720320 - Parkman</b>	<b>8.00</b>
	441001 - Library Pre Professional Assistant	1.00
	441028 - Librarian 2	1.00
	441038 - Librarian 3	1.00
	441053 - Library Department Manager	1.00

**Department 72 - Detroit Public Library  
Personnel Services**

<b>Fund</b>	<b>Appropriation Cost Center Classification</b>	<b>FY26 Adopted FTE</b>
	441178 - Library Technical Training Associate	2.00
	449042 - Library Technical Services Assistant	1.00
	449060 - Library Branch Custodian	1.00
	<b>720330 - Wilder</b>	<b>5.00</b>
	441028 - Librarian 2	1.00
	441038 - Librarian 3	1.00
	441053 - Library Department Manager	1.00
	441178 - Library Technical Training Associate	1.00
	449002 - Library Senior Customer Representative	1.00
	<b>720340 - Conely</b>	<b>5.00</b>
	441028 - Librarian 2	1.00
	441038 - Librarian 3	1.00
	441053 - Library Department Manager	1.00
	441178 - Library Technical Training Associate	2.00
	<b>720350 - Chandler Park</b>	<b>4.00</b>
	441028 - Librarian 2	1.00
	441038 - Librarian 3	1.00
	441053 - Library Department Manager	1.00
	449002 - Library Senior Customer Representative	1.00
	<b>720360 - Bowen</b>	<b>4.00</b>
	441028 - Librarian 2	1.00
	441038 - Librarian 3	1.00
	441053 - Library Department Manager	1.00
	441178 - Library Technical Training Associate	1.00
	<b>720370 - Knapp</b>	<b>5.00</b>
	441028 - Librarian 2	1.00
	441038 - Librarian 3	1.00
	441053 - Library Department Manager	1.00
	441178 - Library Technical Training Associate	1.00
	449060 - Library Branch Custodian	1.00
	<b>720380 - Edison</b>	<b>5.00</b>
	441028 - Librarian 2	2.00
	441038 - Librarian 3	1.00
	441053 - Library Department Manager	1.00
	441178 - Library Technical Training Associate	1.00
	<b>720390 - Duffield</b>	<b>5.00</b>
	441028 - Librarian 2	1.00

**Department 72 - Detroit Public Library  
Personnel Services**

<b>Fund</b>	<b>FY26 Adopted FTE</b>
<b>Appropriation</b>	
<b>Cost Center</b>	
<b>Classification</b>	
441038 - Librarian 3	1.00
441053 - Library Department Manager	1.00
441178 - Library Technical Training Associate	1.00
449002 - Library Senior Customer Representative	1.00
<b>720400 - Sherwood Forest</b>	<b>4.00</b>
441028 - Librarian 2	1.00
441038 - Librarian 3	1.00
441053 - Library Department Manager	1.00
441178 - Library Technical Training Associate	1.00
<b>720410 - Downtown</b>	<b>8.00</b>
441028 - Librarian 2	2.00
441038 - Librarian 3	1.00
441053 - Library Department Manager	1.00
441178 - Library Technical Training Associate	2.00
449002 - Library Senior Customer Representative	1.00
449060 - Library Branch Custodian	1.00
<b>29720 - Detroit Public Library Administration</b>	<b>94.00</b>
<b>720002 - DPL - Administrative Services</b>	<b>9.00</b>
441065 - Library Director Of Public Services	1.00
441085 - Library Executive Director	1.00
441086 - Library Chief Officer Of Operations And Customer Experi	1.00
441088 - Library Chief Financial Officer	1.00
449009 - Library Administrative Assistant 1	1.00
449045 - Library Publications Manager	1.00
449098 - Library Administrative Projects Specialist	3.00
<b>720025 - Library Circulation</b>	<b>1.00</b>
441038 - Librarian 3	1.00
<b>720452 - DPL - Library Marketing Services</b>	<b>4.00</b>
441056 - Library Assistant Director	1.00
449009 - Library Administrative Assistant 1	1.00
449039 - Library Public Relations Specialist	1.00
449085 - Library Webmaster	1.00
<b>720462 - DPL - Director of Technical Services</b>	<b>2.00</b>
441056 - Library Assistant Director	1.00
449010 - Library Administrative Assistant 2	1.00
<b>720482 - DPL - Bibliographic</b>	<b>5.00</b>
441038 - Librarian 3	2.00

**Department 72 - Detroit Public Library  
Personnel Services**

<b>Fund</b>	<b>Appropriation Cost Center Classification</b>	<b>FY26 Adopted FTE</b>
	441053 - Library Department Manager	1.00
	441055 - Library Coordinator Of Major Library Activity Grade 1	1.00
	449042 - Library Technical Services Assistant	1.00
	<b>720492 - DPL - Print Shop</b>	<b>1.00</b>
	441125 - Library Print Shop Manager	1.00
	<b>720502 - DPL - Technical Processing Services</b>	<b>4.00</b>
	441172 - Library Technical Processing Manager	1.00
	449003 - Library Office Support Assistant 2	3.00
	<b>720532 - DPL - Director of Information Systems</b>	<b>8.00</b>
	449046 - Library Networks Administrator	2.00
	449047 - Library Senior PC Network Maintenance Technician	2.00
	449080 - Library Systems Specialist	1.00
	449097 - Library PC Network Maintenance Technician	3.00
	<b>720542 - DPL - Human Resources</b>	<b>8.00</b>
	441055 - Library Coordinator Of Major Library Activity Grade 1	1.00
	441056 - Library Assistant Director	1.00
	441090 - Library Director Of Human Resources	1.00
	441151 - Library Human Resources Generalist	2.00
	449036 - Library Supervisor Payroll Services	1.00
	449088 - Library Senior Payroll Specialist	1.00
	449096 - Library Payroll Specialist	1.00
	<b>720572 - DPL - Director of Business &amp; Financial Operations</b>	<b>10.00</b>
	441056 - Library Assistant Director	1.00
	441155 - Library Senior Accountant	1.00
	441175 - Library Accounts Payable Manager	1.00
	449003 - Library Office Support Assistant 2	2.00
	449006 - Library Senior Finance Assistant	1.00
	449010 - Library Administrative Assistant 2	1.00
	449050 - Library Assistant Purchases Agent	2.00
	449089 - Library Purchasing Manager	1.00
	<b>720622 - DPL - Facilities Maintenance</b>	<b>18.00</b>
	441056 - Library Assistant Director	1.00
	449009 - Library Administrative Assistant 1	1.00
	449033 - Library Facilities Manager	1.00
	449043 - Library Chief Refrigeration Equipment Operator First Cl	1.00
	449051 - Library HVAC Technician	1.00
	449057 - Library Park Maintenance Foreman	1.00

**City of Detroit**  
Fiscal 2025-2026 Budget

**Department 72 - Detroit Public Library**  
**Personnel Services**

<b>Fund</b>	<b>FY26</b>
<b>Appropriation</b>	<b>Adopted</b>
<b>Cost Center</b>	<b>FTE</b>
<b>Classification</b>	
449063 - Library Building Trades Worker General	3.00
449065 - Library Finish Carpenter	2.00
449067 - Library Finish Painter	1.00
449069 - Library Plumber	2.00
449070 - Library Electrician	1.00
449093 - Library Refrigeration Equipment Operator 2 First Class	1.00
449094 - Library Boiler Operator Low Pressure	1.00
449100 - Library Refrigeration Equipment Operator 1 First Class	1.00
<b>720650 - Security, Maintenance, &amp; Shipping</b>	<b>19.00</b>
441056 - Library Assistant Director	1.00
449025 - Library Security Officer	17.00
449044 - Library Security Manager	1.00
<b>720662 - DPL - Shipping Services</b>	<b>5.00</b>
449002 - Library Senior Customer Representative	1.00
449005 - Library Principal Clerk	1.00
449023 - Library Delivery Driver	1.00
449026 - Library Shipping Room Assistant	2.00
<b>Total FTE</b>	<b>344.00</b>