



# COVID-19 Weekly Summary

Updates of this report are paused until the week of August 11<sup>th</sup>, 2025. Until then, city of Detroit COVID-19 data updates can be found on the [Detroit Health Department's COVID-19 Dashboard](#). Respiratory virus data can also be found in our new [Epidemiology Dashboard](#).

## 8 WEEK TRENDS as of 06/10/25

### COVID-19 CASE RATE

The 7-day average rate of new confirmed COVID-19 cases among City of Detroit residents is 3.6 daily cases per million people as of 06/06/2025. This has decreased compared to the previous report, when it was reported as 5.1 cases per million people.

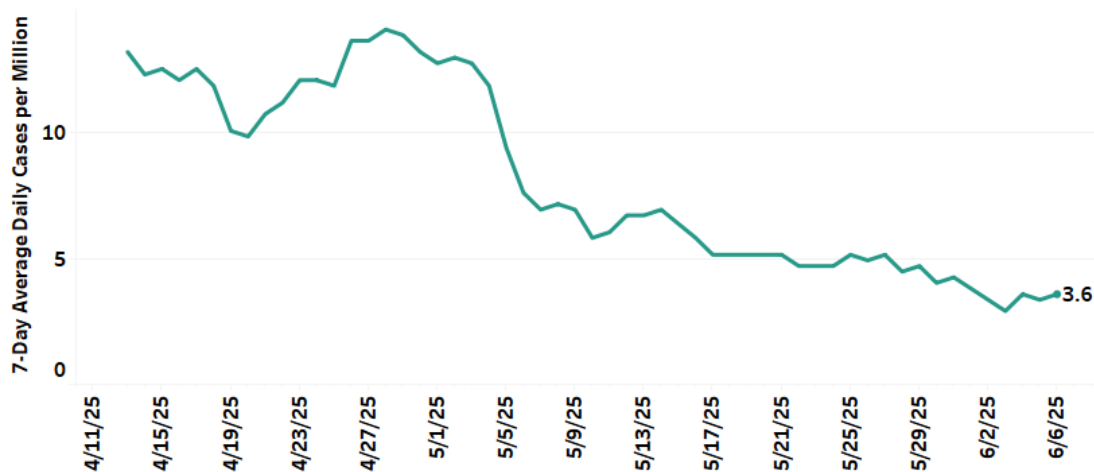


Figure 1: COVID-19 confirmed (daily/1,000,000) cases

Data as of 06/09/2025 from [MDSS](#)

### COVID-19 EMERGENCY DEPARTMENT DIAGNOSES

There are 0.0% of Emergency Department visits in Detroit with diagnosed COVID-19 as of 06/07/2025.

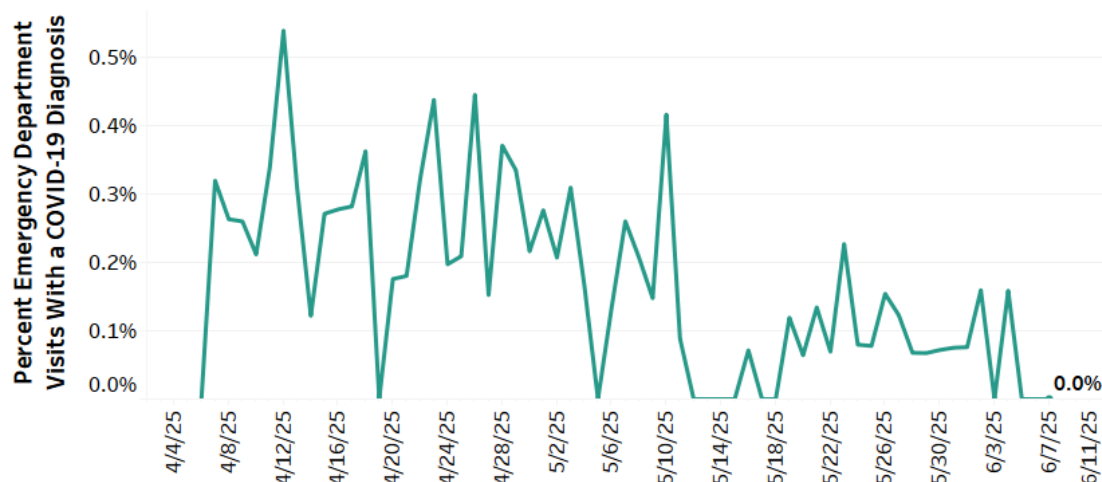


Figure 2: Syndromic Surveillance COVID-19 Diagnoses

Data as of 06/10/2025 from [MSSS](#)

## Detroit Health Department COVID-19 Weekly Summary

### COVID-19 INPATIENT BEDS

There are currently 9 COVID-19 occupied inpatient beds and 1 COVID-19 occupied ICU beds recorded in the city of Detroit.

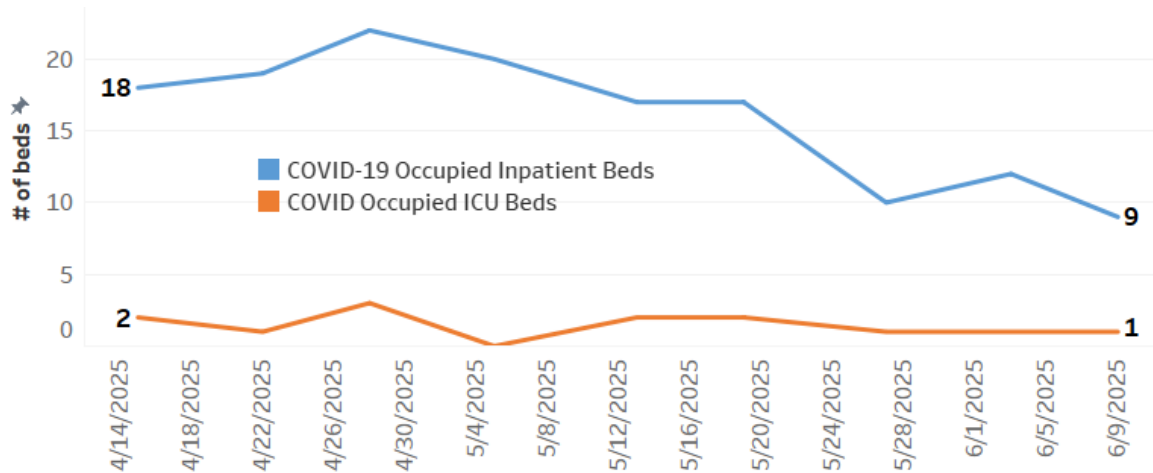


Figure 3: COVID-19 hospital occupancy

Data as of 06/09/2025 from [EMResource](#)